

1882.  
NEW ZEALAND.

## POST OFFICE AND TELEGRAPH DEPARTMENT

(REPORT OF THE), FOR THE YEAR 1881-82.

*Presented to both Houses of the General Assembly by Command of His Excellency.*

SIR,—

General Post Office, Wellington, 24th June, 1882.

I have to submit to your Excellency a general report on the operations of the Post Office and Telegraph service of New Zealand for the year 1881-82, being the first combined report issued since the services were amalgamated on the 1st January, 1881.

I have, &c.,

WALTER W. JOHNSTON,

Postmaster-General and Commissioner of Telegraphs.

His Excellency the Officer Administering the Government  
of New Zealand.

### REPORT.

THE results which have followed the amalgamation of the Postal and Telegraph services, gauged by the experience of the past year, have been satisfactory, and, as seemed advisable, the consolidation of offices was extended.

The business of the department shows a large and satisfactory increase for the year. This may be accepted as additional evidence of renewed commercial activity and the expansion of trade generally. Improvements in the service and increased facilities from time to time have been carried out, and otherwise the requirements of the public received every reasonable consideration.

The increase in the number of letters dealt with was 2,733,463, or 11·97 per cent., and the telegrams of all codes 134,060, or 10·27 per cent.

The gross receipts of the department exceeded the previous year's by £11,936 14s. 5d., or 5·36 per cent.

The revenue and expenditure for the year are set forth in the following statement:—

STATEMENT of the Revenue and Expenditure of the Post Office and Telegraph Department for the  
Year ended 31st March, 1882.

REVENUE.			EXPENDITURE.		
	£	s. d.		£	s. d.
Sale of postage-stamps ... ..	120,981	17 0	Salaries ... ..	111,209	10 7
Money order commission collected in the colony ... ..	7,714	9 5	Conveyance of mails by sea ... ..	57,727	8 9
Money order commission received from foreign offices ... ..	287	1 5	Conveyance of inland mails ... ..	25,504	17 6
Private box and bag fees ... ..	3,680	3 6	Money order commission credited to foreign offices ... ..	1,252	18 7
Postage from foreign offices ... ..	17,940	0 11	Maintenance and repair of telegraph lines ... ..	18,292	13 4
Miscellaneous receipts (Postal) ... ..	3,538	11 5	Cable subsidies ... ..	5,250	0 0
Ordinary telegrams ... ..	71,529	9 7	Miscellaneous,—		
Press telegrams ... ..	7,089	9 9	Postal ... ..	£5,768	19 11
Miscellaneous receipts (Telegraph) ... ..	1,768	5 0	Telegraph ... ..	8,285	1 8
				14,054	1 7
			Balance of revenue over expenditure ... ..	1,237	17 8
	£234,529	8 0		£234,529	8 0

That the revenue exceeded the expenditure by £1,237 17s. 8d. is a matter for congratulation; but, taking into account the value of the services performed for other departments (*i.e.*, official postage, £58,584 13s. 8d., and Government telegrams, £22,737 16s. 4d.), the gross earnings of the department for the year will be found to have exceeded the expenditure by no less than £82,560 7s. 8d.

The revenue for the current year has been estimated at £245,000.

In further commenting on the general progress of the service, it will be more convenient, perhaps, that each branch be reported upon separately. It should be remarked, however, that, while the Post Office tables embrace the operations of that branch during the calendar year ended the 31st December, 1881, those relating to the Telegraph are for the financial year ended the 31st March last. This want of uniformity was unavoidable, but future reports will deal only with the results of the calendar year.

#### POST OFFICE.

The business of this branch, as disclosed in the several tables appended, continued to increase, and was much greater than estimated.

The gross revenue for the financial year amounted to £154,142 3s. 8d., against £150,315 8s. 7d. for the previous year, an increase of £3,826 15s. 1d., or 2·54 per cent.

The estimated expenditure, inclusive of the liabilities of the preceding year (and which for the first time were included as current expenditure), was £144,125 18s. 8d., or £10,016 5s. less than the receipts.

Added to the balance of £10,016 5s. as above, the sum of £58,584 13s. 8d., the estimated value of the official free postage, and £68,600 18s. 8d. represents the net earnings of the Post Office for the year.

The current year's postal revenue has been estimated at £160,000.

The number of letters, post-cards, book-packets and pattern-parcels, and newspapers delivered and posted during the year, compared with the number dealt with in 1880, is given in the following table:—

				1881.	1880.	Increase.
Letters—Delivered	...	...	...	13,588,740	10,963,012	
Posted	...	...	...	11,960,191	11,861,456	
				25,557,931	22,824,468	2,733,463
Post-cards—Delivered	...	...	...	382,174	264,507	
Posted	...	...	...	490,366	334,384	
				872,540	598,891	273,649
Book-packets and pattern-parcels—Delivered	...	...	...	940,238	673,669	
Posted	...	...	...	921,944	999,781	
				1,862,182	1,673,450	188,732
Newspapers—Delivered	...	...	...	7,228,663	5,651,270	
Posted	...	...	...	5,019,380	4,621,647	
				12,248,043	10,272,917	1,975,126

The letters increased 11·97, post-cards 45·69, book-packets 11·27, and newspapers 19·23 per cent., as against an increase in 1880 of 8·91, 19·9, 19·91, and 2·14 per cent. respectively.

The estimated number of letters posted by each person in the colony was 23·89.

"The Stamp Act 1875 Amendment Act, 1881," authorized the interchange of postage and duty stamps by enacting that "one form of stamp of various denominations, according to the money-value of each, may be created, which may be used either as postage-labels or for any other purpose for which stamps are used or permitted to be used, whether under 'The Stamp Act, 1875,' or 'The Stamp Fee Act, 1880,' or otherwise howsoever, except under 'The Beer Duty Act, 1880.'"

On the 1st April last a new series of combined "postage and revenue" stamps, of the following denominations, colours, and designs, were issued:—

One penny	...	Crimson	...	Queen's head in oval.
Twopence	...	Mauve	...	Queen's head in circle, hexagon border.
Threepence	...	Yellow	...	Queen's head in oval.
Fourpence	...	Dark-green	...	Queen's head in dotted circle.
Sixpence	...	Sepia-brown	...	Queen's head in square.
Eightpence	...	Blue	...	Queen's head in circle, hexagon border.
One shilling	...	Indian red	...	Queen's head in circle.

The two-shilling and five-shilling postage-stamps have been replaced by duty-stamps of similar values; and the higher values of duty-stamps are now accepted in prepayment of postage, and may therefore be used for either duty or postage purposes. The newspaper halfpenny stamp and the post-card impressed stamp have not been changed. The former stamp can be used only in prepayment of postage.

By this change the item of postal revenue hitherto derived from the sale of postage-stamps will no longer appear in the revenue accounts. All receipts from the sale of stamps at the several post offices are now accounted for as revenue proper of the Stamp Department. It was found to be impossible to apportion the sales, and it was decided that the total receipts from the sale of stamps should in the meantime be paid over as stamp revenue. To arrive at the postal revenue it will be necessary to do so by a special process; but, as the results can only be approximate, it will not be possible to determine with accuracy the actual receipts.

The work of inspection continued to show satisfactory results. The Christchurch, Dunedin, Oamaru, Timaru, Invercargill, Auckland, Thames, Wellington, Wanganui, and New Plymouth Districts were visited by the Inspector. It was deemed desirable to grant the Inspector such assistance as would enable a complete inspection being made of the post offices not in charge of permanent officers. Two experienced officers from the relieving staff were temporarily detached for this purpose, who visited the whole of the country post offices in the Auckland, Timaru, Oamaru, Dunedin, and Invercargill Districts. They also visited the minor combined offices. Over 500 offices were inspected during the year.

The system under which it is proposed to classify the Telegraph officers will also be extended to the employes of the Post Office branch, and thereby secure one system of general application for the whole service.

For departmental and other reasons the fixed commissions, fees, &c., hitherto paid direct to Postmasters for services performed by them for the Insurance, Registrar-General's, Stamp, and other departments, are now placed to the credit of the Postal-Telegraph vote, and the equivalent added to the fixed salaries of the officers.

With the desire to afford a convenience to the public, and at the same time to commemorate an important event in the history of the colony, a post and telegraph office was established at the International Exhibition, which was opened at Christchurch on the 10th April last, and the office placed

in communication with the Christchurch Telephone Exchange. Up to the 17th instant the following postal and telegraph business had been transacted at the Exhibition building:—

		Posted.	Received.
Letters	...	2,333	2,691
Post-cards	...	352	65
Books	...	32	54
Newspapers	...	1,164	845

47 money orders issued, for £146 7s. 6d.; commission, £2 10s. 2d; 2 money orders paid, for £14; 306 telegrams forwarded, of the value of £16 19s.; 319 telegrams received.

To facilitate the circulation of printed serials through the post at a minimum rate of postage a magazine-post has been established, permitting *bonâ fide* magazines to circulate within the colony at a postage rate of  $\frac{1}{2}$ d. per two ounces or fraction thereof. Every magazine must be submitted for approval before it can be forwarded at the reduced rate. Up to the present time forty-eight publications have been admitted to the privileges of the magazine-post.

The introduction of "reply post-cards" has been decided upon. Stamped envelopes and specially-prepared registered-letter covers are also to be issued.

To prevent the purloining of postage-stamps by the *employés* in large establishments it has been decided that the stamps may be perforated with the initials of the firms, &c., so as to render the improper sale of such stamps a matter of difficulty. The perforation, with initials, of the stamps on post-cards and newspaper-wrappers is also allowed.

The introduction of cards for the saving of pence by school-children for deposit in the Post Office Savings Banks has been attended with a fair measure of success. From February, 1881, to the 31st December last 8,656 accounts were opened by means of the penny-stamp deposit-cards; and the average amount at the credit of each account at the end of May last had increased to 7s. 5d.

The amount standing to the credit of Savings Bank depositors on the 31st December last had increased from £903,765 16s. 10d. in 1880 to £1,232,787 16s. 9d. This sum was held by 51,008 persons, the average amount to the credit of each being £24 3s. 4d. Every tenth person had an account in one or other of the Post Office Savings Banks.

135,556 money orders were issued for £452,182 7s. 8d., inclusive of 14,241 money orders for £55,516 2s. 10d. transmitted by telegram.

A scheme for the interchange of money orders with Germany was introduced on the 1st November, and the exchange of money orders with the United States commenced on the 1st January last.

In addition to collecting £136,068 10s. 4d. on account of property-tax, involving the dealing with about 17,000 payments and the issue of a corresponding number of receipts, game and other license fees have also been received by Postmasters. The sheep-tax, rabbit-rate, &c., are henceforth to be paid at post offices.

Private boxes are now opened on Sundays from 10.30 a.m. till 5.30 p.m.

The post and telegraph offices at Wanganui are to be amalgamated on the 1st July proximo, and those at Greymouth about the 1st September.

The letter-carriers' deliveries have been further extended at Auckland, Christchurch, and Invercargill; and deliveries established at Onehunga, Tauranga, Picton, and Waimate. 3,505,729 letters, 126,540 post-cards, 126,594 books, &c., and 907,994 newspapers were delivered by the letter-carriers during the year.

Ten additional receiving boxes and six iron-pillar receivers were erected, and seven receiving boxes removed or closed. The total number of these receivers at the end of the year had increased to 151.

46 new offices were established, 4 re-opened, and 33 closed, as shown hereunder:—

#### POST OFFICES OPENED AND CLOSED DURING 1881.

##### Opened.

Aongatete, Auckland.  
Buckland, Auckland.  
Cracroft, Christchurch.  
Dalmore, Invercargill.  
Eastown, Wanganui.  
Egmont Village, New Plymouth.  
Ellerslie, Auckland.  
Flemington, Christchurch.  
Green Valley, Dunedin.  
Grove, Blenheim (reopened).  
Heddon Bush, Invercargill.  
Ida Valley, Dunedin.  
Kaituna Valley, Blenheim.  
Kauangaroa, Wanganui.  
Kenepuru, Blenheim.  
Kiwitea, Wellington.  
Lake Tekapo, Timaru (reopened).

Limehills, Invercargill.  
Mallaghan's, Invercargill.  
Manaia, Wanganui.  
Mapourika, Hokitika.  
Matawai, Auckland.  
Moonlight, Dunedin.  
Newland's, Christchurch.  
Ngairi, Wanganui.  
North Loburn, Christchurch.  
Okehu, Wanganui.  
Okoroiri, Auckland.  
Opaheke, Auckland.  
Otakeho, Wanganui.  
Otonga, Auckland.  
Pahiutua, Wellington.  
Parihaka, New Plymouth.  
Parua, Auckland.

Pungarehu, New Plymouth.  
Rahotu, New Plymouth.  
St. Omer, Blenheim.  
Tadmor, Nelson (reopened).  
Taupaki, Auckland.  
Te Aroha, Thames.  
Te Houka, Dunedin.  
Te Kao, Auckland.  
Te Puke, Auckland.  
Trentham, Wellington (reopened).  
Upper Ferry, Timaru.  
Upper Waianiwa, Invercargill.  
Victoria Valley, Auckland.  
Waikomiti, Auckland.  
Waitetuna, Auckland.  
Wangaparapara, Auckland.

##### Closed.

Ararimu, Auckland.  
Ashbourne, Christchurch.  
Ashburton Gorge, Christchurch.  
Arthur's Point, Invercargill.  
Big Bay, Hokitika.  
Eden Creek, Dunedin.  
Goodwood, Dunedin.  
Gap, Invercargill.  
Horseshoe Bay, Invercargill.  
Hakateramea, Timaru.  
Harcourt's Ferry, Hokitika.

Homewood, Blenheim.  
Kelly's Creek, Hokitika.  
Lake Tekapo, Timaru.  
Lowther, Invercargill.  
Morven, Dunedin.  
Ohonga Ferry, Wellington.  
Periwaka, Auckland.  
Pinehill, Dunedin.  
Pinnacle, Invercargill.  
Pukaki Ferry, Timaru.  
Rahotu, New Plymouth.

St. John's, Wanganui.  
Stanton's, Hokitika.  
Spreydon, Christchurch.  
Tadmor, Nelson.  
The Grove, Blenheim.  
The Reefs, Dunedin.  
Tiki, Auckland.  
Trentham, Wellington.  
Upper Parnell, Auckland.  
Waitapu, Nelson.  
Wharekahiku, Napier.

The number of post offices actually open on the 31st December last, compared with the number in 1880, will be found from the following table:—

Postal Districts.	1881.				1880.			
	Chief Offices.	Second-class Post Offices.	Sub-Post Offices.	Totals.	Chief Offices.	Second-class Post Offices.	Sub-Post Offices.	Totals.
Auckland ... ..	1	3	188	192	1	2	177	180
Thames ... ..	1	...	14	15	1	...	14	15
New Plymouth ... ..	1	1	15	17	1	...	14	15
Gisborne ... ..	1	...	8	9	...	...	...	...
Napier ... ..	1	1	40	42	1	2	50	53
Wanganui ... ..	1	...	26	27	1	...	22	23
Wellington ... ..	1	...	60	61	1	...	60	61
Nelson ... ..	1	1	28	30	1	1	26	28
Westport ... ..	1	...	16	17	1	...	16	17
Greymouth ... ..	1	...	25	26	1	...	24	25
Hokitika ... ..	1	...	24	25	1	...	29	30
Blenheim ... ..	1	2	15	18	1	2	12	15
Christchurch ... ..	1	2	132	135	1	2	132	135
Timaru ... ..	1	...	36	37	1	...	37	38
Oamaru ... ..	1	...	18	19	1	...	18	19
Dunedin ... ..	1	1	132	134	1	1	142	144
Invercargill ... ..	1	1	60	62	1	1	55	57
Chatham Islands ... ..	...	1	1	2	...	1	...	1
Totals ... ..	17	13	838	868	16	12	828	856

The names of the following post offices were changed: Taratahi (Wellington) to Clareville; Fosbery (Greymouth) to Barrytown; Otepopo (Oamaru) to Herbert; Manaia (Auckland) to Dunbar's; Waitetuna (Auckland) to Okete; Tadmor (Nelson) to Upper Motueka; Opaki (Wellington) to Dreyerton; Thornbury Junction (Invercargill) to Thornbury; Foxhill Station (Nelson) to Wai-iti; Manuherikia (Dunedin) to Alexandra South.

Government Insurance agencies were opened at the post offices at Chatham Islands, Coalgate, Dargaville, Leeston, Pahi, Pukekohe, Takaka, Te Kopuru, Sydenham; and the agency at Dunsandel closed.

13 additional money order and savings banks offices were established; and two offices opened for the transaction of money-order business only.

COMPARATIVE RETURN of Officers of the Postal Department for the Years 1880 and 1881.

Officers.		1881.	1880.	Officers.		1881.	1880.
Postmaster-General ... ..	...	1	1	Chief Postmasters ... ..	...	17	16
Secretary ... ..	...	1	1	Postmasters ... ..	...	13	12
Inspector of Post Offices ... ..	...	1	1	Clerks and Cadets ... ..	...	111	113
Accountant, Money Order and Savings	...	...	...	Sub-Postmasters ... ..	...	838	828
Bank Department ... ..	...	1	1	Letter-carriers ... ..	...	57	55
Clerks in General Post Office ... ..	...	6	6	Messengers ... ..	...	11	15
Clerks in Money Order and Savings	...	...	...	Shipping officers ... ..	...	2	2
Bank Department ... ..	...	5	6	Totals ... ..	...	1,067	1,060
Mail Agents ... ..	...	3	3				

71 additional stamp licenses were issued in 1881, and 17 cancelled. The total number of licensed stamp-vendors on the 31st December last was 453, who received £1,088 6s. 10d. by way of poundage on the sale of stamps.

The sum paid for the carriage of interprovincial and intercolonial mails by unsubsidized vessels was £3,272 5s. 3d., but this did not represent what was actually due.

3,370 private boxes were let, which, together with the fees on 205 private bags, produced a revenue of £3,404 8s. 6d.

The total number of miles travelled by the inland mail services was 2,690,812, at a total cost of £23,334 18s., or an average of 2'08d. per mile. The railway services continue to be performed without charge. In 1880 the total cost of the inland services was £35,062 1s. 1d., and the rate per mile 3½d.

£5,358 7s. 8d. was the net cost of the San Francisco Service, and £4,706 3s. 4d. that of the service *via* Galle-Brindisi for the year.

The extent to which the Post Office was used for the free transmission of official correspondence is shown by the following statement:—

OFFICIAL CORRESPONDENCE.

Letters.										Books.										£ s. d.									
Auckland	...	14,185	lb.	...	12,055	lb.	...	4,266	5	2	Hokitika	...	4,402	lb.	...	1,478½	lb.	...	1,223	3	4								
Thames	...	976	"	...	1,030	"	...	297	19	9	Blenheim	...	725	"	...	2,675	"	...	287	16	6								
New Plymouth	...	1,752	"	...	2,024	"	...	547	13	0	Christchurch	...	8,765	"	...	33,376½	"	...	3,460	8	5								
Gisborne	...	325	"	...	656	"	...	108	12	0	Timaru	...	2,422½	"	...	1,224	"	...	687	6	11								
Napier	...	1,473½	"	...	2,794	"	...	486	1	2	Oamaru	...	1,250	"	...	1,000	"	...	366	13	4								
Wanganui	...	3,665½	"	...	2,160	"	...	1,051	4	4	Dunedin	...	7,990	"	...	11,555½	"	...	2,540	12	8								
Wellington	...	134,039	"	...	47,973	"	...	40,363	2	5	Invercargill	...	1,316	"	...	1,605	"	...	405	14	7								
Nelson	...	2,710	"	...	4,562	"	...	883	19	5																			
Westport	...	1,028	"	...	92½	"	...	277	6	8																			
Greymouth	...	4,737	"	...	1,980	"	...	1,330	14	0																			
													</																

The estimated value was £5,717 19s. 4s. less than the previous year.

## DEAD LETTERS.

The number of unclaimed letters received and disposed of in the Dead Letter Office, year by year, since 1876, was as under:—

Manner of Disposal.	1876.	1877.	1878.	1879.	1880.	1881.
Opened and returned to the writers ...	44,067	52,607	53,483	61,589	60,977	52,038
Returned unopened to other countries...	9,703	9,835	8,733	9,713	10,503	9,372
Reissued ...	83	94	117	122	240	159
Destroyed ...	5,217	3,417	5,140	4,738	5,135	3,969
Returned unopened by Chief Postmasters ...	...	...	...	725	11,160	12,810
Totals ...	59,070	65,953	67,473	76,887	88,015	78,348

There were also 218 book-packets and circulars returned to foreign countries, 3,006 returned to the senders through the Dead Letter Office, and 4,999 returned by Chief Postmasters; a total of 8,223 book-packets and circulars.

The dead letters disposed of in 1881 show a decrease of 10·98 per cent. compared with the number dealt with the previous year, a fact no doubt due to the public giving greater attention to the repeated cautions issued by the department, urging that in all cases full and distinct addresses should be affixed to correspondence intended to be delivered through the Post Office.

The under-mentioned articles of value were found enclosed in letters opened in the Dead Letter Office:—

	£	s.	d.
177 money orders ...	535	3	10
73 bank drafts ...	3,927	12	1
108 cheques ...	1,161	13	4
Postage-stamps ...	8	16	11½
Bank notes ...	191	0	0
Gold ...	15	0	0
Silver and copper ...	1	4	6½

Representing a total of ... £5,840 10 9

In addition to the above, 1 pair greenstone and gold earrings, 1 pair gold nugget earrings, 1 greenstone and gold miniature harp, 2 greenstone and gold-mounted pendants, 2 gold locketts, 1 gold chain, 2 leather purses, 4 gold nuggets, and 1 silk dress were also received in the Dead Letter Office.

956 unclaimed registered letters were dealt with.

158 letters were detained for postage, of which 3 were subsequently prepaid and forwarded.

525 newspapers and 230 books and other articles without addresses were received; of these, 52 were delivered.

73 letters were posted without addresses.

12 letters with obscene and libellous addresses.

114 letters imperfectly and wrongly addressed.

956 letters were refused.

4 letters were posted with previously-used postage-stamps.

The number of registered letters received from places beyond the colony, and the number registered in the several postal districts, year by year, from 1878 to 1881, are given in the following table:—

## REGISTERED LETTERS.

Postal Districts.	1878.			1879.			1880.			1881.		
	From Places beyond the Colony.	Registered in the Colony.	Totals.	From Places beyond the Colony.	Registered in the Colony.	Totals.	From Places beyond the Colony.	Registered in the Colony.	Totals.	From Places beyond the Colony.	Registered in the Colony.	Totals.
Auckland ...	2,055	10,374	12,429	2,735	12,569	15,304	3,195	15,625	18,820	4,010	15,385	19,395
Thames... ..	145	919	1,064	154	922	1,076	123	911	1,034	135	1,167	1,302
New Plymouth ...	179	992	1,189	290	1,429	1,719	334	1,939	2,273	356	2,413	2,769
Gisborne ...	...	...	...	...	...	...	...	...	...	69	757	826
Napier ...	591	3,095	3,686	627	3,828	4,455	751	4,485	5,236	770	3,926	4,696
Wanganui ...	...	...	...	309	4,004	4,313	376	4,354	4,730	481	5,081	5,562
Wellington ...	2,121	12,510	14,631	2,743	12,167	14,910	2,803	12,894	15,697	2,824	13,630	16,454
Nelson ...	362	1,407	1,769	487	1,894	2,381	473	2,020	2,493	797	2,629	3,426
Westport ...	84	697	781	82	862	944	108	1,104	1,212	75	966	1,041
Greymouth ...	230	1,420	1,650	182	1,205	1,387	196	1,776	1,972	175	1,881	2,056
Hokitika ...	214	1,636	1,850	219	1,343	1,562	180	1,882	2,062	188	1,823	2,011
Blenheim ...	127	740	867	132	988	1,120	188	1,263	1,451	166	1,400	1,566
Christchurch ...	2,281	10,786	13,067	2,856	12,640	15,496	3,831	15,873	19,704	4,156	15,274	19,430
Timaru ...	...	...	...	373	2,532	2,905	418	3,757	4,175	550	3,783	4,333
Oamaru ...	...	...	...	176	1,454	1,630	232	1,615	1,847	315	1,886	2,201
Dunedin ...	2,819	9,613	12,432	3,584	11,889	15,473	3,442	13,136	16,578	4,190	13,328	17,518
Invercargill ...	444	3,119	3,563	482	3,381	3,863	1,126	4,495	5,621	1,471	4,492	5,963
Totals ...	11,670	57,398	68,978	15,431	73,107	88,538	17,776	87,129	104,905	20,728	89,821	110,549

## BUILDINGS.

The new offices at Alexandra, Kamo, Castlepoint, and Collingwood have been completed and occupied.

Necessary alterations, consequent upon amalgamation, were carried out at Blenheim Chief Post Office, and the offices at Hokianga, Oxford, and Bluff altered, and the accommodation improved. Repairs were effected at the Auckland, Onehunga, Cheviot, and Greymouth offices. The Carterton office has been enlarged, and additions made to the railway-stations at Taupiri, Elbow, and Brunnerton for postal-telegraph purposes. The offices at Hamilton and Reefton have been reroofed.

The new building at Wellington for the joint accommodation of the Post Office and Telegraph has been commenced. It is being erected on the site of the old offices. Meanwhile suitable temporary office-accommodation has been secured. The new building, which has been designed to meet requirements many years hence, should be completed in October, 1883, and is to be lighted with the electric light.

A new office is also being erected at Dunedin South. The offices at Hawera, Opunake, and Temuka are being altered. Additions are being made to the Hastings, Kaikoura, and Otautau Railway-stations.

New offices are to be built at Oamaru, Picton, Kihikihi, Te Aroha, and Paeroa.

## INLAND MAIL SERVICES.

The inland mail services show a decrease in cost of £11,727 3s. 1d. for the year.

This was mainly due to the reductions and alterations decided upon in 1879, when inviting tenders for the performance of the services for 1881–82. Several of the more expensive services were either abolished or replaced by cheaper ones, which was effected with little or no inconvenience to the public. The tenders, too, were generally lower than in former years—a circumstance to be ascribed to the cheapness of labour and the exceptionally low price of horse-feed which ruled in 1879.

The following are the particulars of the inland services for the year:—

Performed by coach and mail-cart ...	...	...	...	...	129
„ on horseback ...	...	...	...	...	199
„ on foot ...	...	...	...	...	55
„ by water ...	...	...	...	...	33
„ by railway ...	...	...	...	...	53

Total number of services	...	...	...	469
--------------------------	-----	-----	-----	-----

Aggregate mileage ...	...	...	...	7,525
Total number of miles travelled ...	...	...	...	2,690,812
Cost to the department ...	...	...	...	£23,334 18s.
Average cost per mile ...	...	...	...	2·08d.

The total cost in 1880 was £35,062 1s. 1d., and the cost per mile 3½d.

The following are a few of the more important alterations in the inland mail services which took place during the year:—

Tauranga and Waterford (by steamer)—replaced by coach service.

Tauranga and Te Puke—thrice-weekly service established.

New Plymouth and Opunake—daily service by coach established.

Wellington and Foxton—from thrice weekly to daily.

Masterton and Castlepoint—from weekly to twice weekly.

Havelock and Kenepuru, *via* St. Omer; Picton and Torea, *via* Grove; St. Omer and Crail Bay and Kenepuru and Torea; weekly services established.

Belgrove and Hampden by coach fortnightly—altered to Belgrove and Lyell weekly.

Christchurch Post Office and Papanui—daily service established.

Queenstown and Kingston—from thrice weekly to daily.

The existing contracts for the inland mail services expire on the 31st December next.

In revising the schedules of services for 1883–84 due consideration will be given to the need for accelerating existing services and establishing new ones, which the expansion of business may seem to demand.

## MAIL STEAM SERVICES.

The San Francisco Service was performed satisfactorily during the year, notwithstanding the mail steamers were frequently prevented leaving San Francisco on the due date, from protracted passages made by the Atlantic steamers, and slight delays from snow storms and other causes on the overland route between New York and San Francisco.

The outward mails from London, with one exception, were delivered in Auckland within contract time. The quickest delivery was made in 37 days; and the average time from London to Auckland 39·36 days, against 40·08 the previous year. The homeward mails were delivered in London from Auckland on an average in 40·5 days, against 40·33 in 1880. The shortest delivery was in 38 days, the same as last year. But for the breakdown of the City of New York in March, 1881, which resulted in her mails taking 53 days to reach London, the average would have been even more favourable.

Serious delays having taken place at Auckland in connection with the quarantining of mail steamers arriving from San Francisco and the fumigation of the mails, owing mainly to the quarantine station being nine miles from Auckland by water, the department purchased and specially fitted up a hulk for mail-fumigating purposes. The hulk, which is moored off Judge's Bay, will admit of the mails being received and fumigated immediately the steamers may be ordered in quarantine, thereby reducing the delay to a minimum.

The maximum, minimum, and average number of days within which the mails have been delivered in London, Melbourne, Sydney, and New Zealand, by the San Francisco and Brindisi Services are given in the following statement:—

		San Francisco Service.		Brindisi Service.	
London to	Auckland	...	42—37=39·36	...	60—46=53·46
"	Wellington	...	45—39=41·57	...	56—44=49·35
"	Dunedin	...	46—41=42·93	...	54—42=46·5
"	Bluff	...	47—42=43·93	...	53—42=46·03
"	Sydney	...	47—41=44·21	...	43—39=40·42
"	Melbourne	...	49—43=46·36	...	41—36=38·38
Auckland to	London	...	53—38=40·5	...	64—46=52·07
Wellington	"	...	55—40=42·64	...	63—46=53·5
Dunedin	"	...	56—41=43·71	...	60—44=50·46
Bluff	"	...	56—41=43·71	...	60—44=50·46
Sydney	"	...	58—43=45·64	...	46—41=43·19
Melbourne	"	...	59—45=47·36	...	43—39=40·73

The estimated net cost to the colony in respect of the San Francisco and Galle-Brindisi Services is set forth in the following statements:—

RECEIPTS and PAYMENTS on account of the San Francisco and Galle Mail Services for the Year 1881.

		<i>San Francisco Service.</i>			
DR.		£	s. d.	£	s. d.
Subsidy to Pacific Mail Company	...	32,500	0 0		
Estimated bonus due contractors	...	1,173	0 0		
Interprovincial services, Mail Agents, &c.	...	7,400	0 0		
				41,073	0 0
CR.		£	s. d.	£	s. d.
Postages from London Post Office	...	13,828	9 2		
Postages collected in the colony	...	18,372	16 1		
Receipts from non-contracting colonies	...	2,513	7 1		
Contribution from United States Government	...	1,000	0 0		
				35,714	12 4
Net cost to the colony				£5,358	7 8

The estimated net cost of the service for 1880 was £8,166 14s. 2d.

440,535 letters, 191,783 books, and 1,149,435 newspapers were received from, and 456,042 letters, 34,710 books, and 497,855 newspapers despatched to, the United Kingdom, &c., by the San Francisco Service.

		<i>Galle-Brindisi Service.</i>			
DR.		£	s. d.	£	s. d.
Payments to Victoria	...	8,465	8 7		
Intercolonial service, &c.	...	1,342	1 6		
				9,807	10 1
CR.		£	s. d.	£	s. d.
Postages from London Post Office	...	3,311	1 2		
Postages collected in the colony	...	1,790	5 7		
				5,101	6 9
Net cost to the colony				£4,706	3 4

The estimated net cost for 1880 was £9,464 6s. 7d. The decrease for last year was due to the contract for the intercolonial service, at the rate of £5,000 a year, having been terminated in February, 1881.

97,915 letters, 42,954 books, and 298,403 newspapers were received from the United Kingdom, &c., by the Galle-Brindisi Service; and 23,771 letters, 829 books, and 3,781 newspapers despatched.

The payments made for the year for the transmission of correspondence by the Torres Straits Mail Service amounted to £21 4s. 10d.

10,947 letters were despatched in mails for London intended to be conveyed to Naples by the Orient steamers; and 8,769 letters from London received by the same line of steamers.

#### SAVINGS BANKS.

13 additional savings bank offices were established during the year, and 3 offices closed. The total number open at the end of the year was 190.

25,059 new accounts were opened during the year, against 16,137 in 1880; and 12,718 accounts were closed, against 12,217 the previous year. The number of open accounts on the 31st December last was 51,008, against 38,667 at the close of 1880. One in every ten of the population had an account in the Post Office Savings Banks.

125,855 deposits, amounting to £1,189,012 2s. 7d., were received, and the amount of each deposit averaged £9 8s. 11d. The withdrawals were 60,137 in number, for £902,195 1s. 8d., the average amount of each being £15 0s. 1d. The amount at the credit of depositors increased to £1,232,787 16s. 9d., from £903,765 16s. 10d. at the close of 1880, a difference of £329,021 19s. 11d.

The deposits exceeded the withdrawals by no less than £286,817 0s. 11d. In 1880 the deposits were in excess of the withdrawals by £83,937 5s. 6d. Interest to the amount of £42,204 19s. was credited depositors, against £32,822 12s. 4d. for 1880. The rate of interest allowed was 4½ per cent. per annum on deposits not exceeding £200, and 4 per cent. on deposits over £200 but not exceeding £500, rates which have prevailed since the 1st July, 1874.

The average cost of each Post Office Savings Bank transaction, deposit or withdrawal, for the year was  $4\frac{1}{2}$ d., and for the whole period of the existence of the Post Office Savings Banks in the colony under  $6\frac{1}{2}$ d.

The total amount of interest placed to the credit of depositors since the establishment of the Post Office Savings Banks has been £320,750 3s. 8d.

In the last report it was stated that under the arrangement which permitted school-children to open accounts in the Post Office Savings Banks by deposits of one shilling in penny stamps affixed to cards, 3,684 accounts had been opened by means of the cards during the months of February and March, 1881. From April to December following, 4,972 additional accounts were opened; and at the close of the year the total number of this description of accounts open was, therefore, 8,656. The following statement shows the number of shilling accounts which had been opened in each postal district up to the 31st December last:—

STATEMENT showing the Number of Savings Bank Accounts opened in the several Postal Districts by Stamped Cards, from February, 1881, to 31st December, 1881.

Postal District.	No. of Accounts Opened.	Postal District.	No. of Accounts Opened.
Opened during February and March, 1881     ...     ...     ...	3,684	Nelson (from April to December)	336
Auckland (from April to December)	366	New Plymouth     "     "	40
Blenheim     "     "	14	Oamaru     "     "	99
Christchurch     "     "	929	Thames     "     "	186
Dunedin     "     "	1,796	Timaru     "     "	91
Gisborne     "     "	38	Wanganui     "     "	288
Greymouth     "     "	31	Wellington     "     "	266
Hokitika     "     "	79	Westport     "     "	41
Invercargill     "     "	249		
Napier     "     "	123	Total     ...     ...	8,656

Table No. 6 shows the securities held by the Postmaster-General on the 31st December last on account of the Post Office Savings Bank Fund. The nominal value of the securities was £1,138,912 8s. 7d., on which interest and dividends had accrued to the amount of £6,699 0s. 10d. Of the total sum invested in Deficiency and Treasury bills, £380,000 was paid off or transferred on the 31st March last, and the proceeds re-invested in Imperial Guaranteed Debentures of the Immigration and Public Works Loan, 1870, bearing interest at the rate of 5 per cent. per annum.

The Savings Bank profits for the year amounted to £4,085 16s. 9d.

#### MONEY ORDERS.

Since the date of the last report arrangements have been completed for the interchange of money orders between the colony and Germany and the United States respectively. The system for the exchange of orders with Germany was inaugurated on the 1st November, and that with the United States on the 1st January last. Up to the 31st March last 163 orders for £675 4s. had been issued for payment in Germany, and 386 orders for £1,583 0s. 10d. on the United States.

Money order business was extended to 15 new offices, namely, Barrytown, Belgrove, Brightwater, Chatham Islands, Coalgate, Dipton, Edendale, Kamo, Maketu, Opunake, St. Andrew, Stafford, Takaka, Thornbury, Waterford; and the money order offices at Te Arai, Goodwood, and Hyde were closed during the year. The total number of money order offices open at the end of the year was 192.

135,556 orders for £452,182 7s. 8d. were issued during the year, against 135,648 orders for £465,505 1s. 1d. in 1880, a net decrease of 92 orders and £13,222 15s. 5d. The decrease was on orders issued on the United Kingdom, which were 2,281 in number and £14,105 5s. 1d. less than in 1880, a fact probably to be attributed to the disappearance of the extreme distress which prevailed in the Mother-country during 1879–80.

107,406 orders for £353,330 16s. 11d. were paid, against 104,107 orders for £350,313 6s. 8d. paid in 1880, the increase being 3,219 orders and £3,014 10s. 3d.

The number of money orders issued for payment in the United Kingdom, Germany, and the Australian Colonies was 36,033, for £130,547 4s. 5d.; and 8,115 orders for £32,942 1s. 5d. were issued in those countries for payment in New Zealand. A balance of £97,605 was therefore remitted out of the colony by means of money orders. In 1880 the balance against the colony was £114,000; in 1879, £108,000; and in 1878, £96,000.

The telegraph was used for the transmission of 14,241 orders for £55,516 2s. 10d., against 14,497 orders for £58,334 11s. 11d. in 1880, a decrease of 256 orders for £2,818 9s. 1d.

The revenue derived from money orders amounted to £7,582 8s. 5d., against £7,943 15s. 4d. for the year 1880, the decrease being £361 6s. 11d.

#### TELEGRAPHS.

The total number of telegrams of all codes transmitted during the year was 1,438,772, against 1,304,712 the previous year, an increase of 134,060 telegrams, or 10·27 per cent. The increase was unusually large, and the total number of messages reached within 10,171 of the maximum number forwarded in any one year since the telegraph system established.

The number and value of the ordinary and Press telegrams was 1,215,849, for £75,525 8s. 2d., being an increase of 157,507 telegrams, or 14·88 per cent., and £5,890 15s. 7d., or 8·44 per cent., in value.

The number of telegrams of the several codes, and the value of each description of message, dealt with during the year, compared with previous year's transactions, were as follows:—



	Ordinary Telegrams.				Press Telegrams.				Government Telegrams.			
	Number.	£	s.	d.	Number.	£	s.	d.	Number.	£	s.	d.
1880-81.	983,702	63,851	18	4	74,640	*7,430	2	7	246,370	27,021	3	8
1881-82.	1,094,638	68,435	18	5	121,211	7,089	9	9	222,923	22,737	16	4
Increase ...	{ 110,936 11·27 p. c.	4,584	0	1	46,571 62·39 p. c.	...	...	...	...	...	...	...
Decrease ...	{ ... ...	...	...	...	...	340	12	10	23,447	4,283	7	4
						4·57 p. c.			9·51 p. c.	15·85 p. c.		

In Table No. 22 the value of the ordinary messages for the year is put down at £69,049 3s. 7d.; which, however, included £613 5s. 2d. on account of telephone exchanges.

The Telegraph revenue from all sources was £78,116 18s. 8d., and the expenditure £87,457 18s. 4d. The expenditure, therefore, exceeded the cash receipts by £9,340 19s. 8d.; but taking into account the sum of £712 1s., fees collected on money-order telegrams, but not transferred, and £22,737 16s. 4d., the value of the Government telegrams, the gross earnings of the Telegraph amounted to £101,566 16s., or, in other words, the operations for the year resulted in an apparent profit of £14,108 17s. 8d., as may be seen by a reference to the debtor and creditor statement, Table No. 30. For 1880-81 there was a debtor balance of £1,355 4s. 3d.

The current year's revenue has been estimated to yield £85,000.

32,474 telegrams of the urgent code, of the value of £4,446 18s. 4d., were forwarded. The average value of each message was a fraction under 2s. 9d., against 3s. for the former year. Compared with the urgent telegrams forwarded in 1880-81, this class of messages fell off by 916 in number, and £555 15s. in value.

The number of delayed telegrams forwarded was 112,776, against 88,881 the previous year, an increase of 23,895, or 26·86 per cent. The increase, it may be remarked, was considerably higher than in any preceding year.

The value of the services performed for other departments, which amounted to £22,737 16s. 4d., was £4,283 7s. 4d. less than the previous year. This is satisfactory, because it has been evident that the wires are used too freely, if not needlessly in some cases, for the transmission of Government messages. A further and still larger reduction would follow were it the rule that brevity, consistent with clearness, should be observed in all public-service telegrams, and the wires never resorted to when corresponding by post would answer equally well. The Government telegrams forwarded last year were equal to nearly one-fifth of the number and one-third of the value of the ordinary messages, and over a fifth of the total number of ordinary and Press messages.

Table No. 21 gives the mean proportion for the whole colony of the number of telegrams sent to every 100 letters. It will be observed that the number of telegrams increased from 9·71 in 1880-81 to 13·00 in 1881-82, proving that there had been a decided recovery from the trade depression which prevailed during 1880-81. Dealing with districts, Westport had the highest average, with 37·17 telegrams to every 100 letters; and New Plymouth next, with 30·64; while Nelson had fallen from 31·97 to 22·33. The proportions for the four principal centres were—Auckland, 11·14; Wellington, 22·75; Christchurch, only 7·35; and Dunedin, 10·27. The number of districts having been increased from ten to seventeen, it is impossible to make any reliable comparison; but compared with former averages the mean proportion of 13·00 for the year was small. This fact was no doubt attributable to the increased frequency of mail communication. The comparatively high average for Wellington would be due to the large number of Government messages transmitted. The proportion for 1877-78 or the whole colony was 20·71, and 19·64 for 1878-79.

14,241 money-order telegrams, for £55,516 2s. 10d., were transmitted, at a total cost to the remitters of £1,637 7s. 8d., or 2·94 per cent. The fees for the telegrams amounted to £712 1s., and the balance, £925 6s. 8d., represented commission. The year's transactions showed a decrease of 256 orders, and £2,819 9s. 1d. in amount. Table No. 28 gives the number and value of these orders, sent from offices within each of the postal districts. Auckland continued to make by far the greatest use of the money-order telegraph system, having sent 19·80 per cent. of the orders; Wellington is next, with 13·05; Dunedin, 10·39; Christchurch, 10·41; Napier, 6·39; and Wanganui, 8·22 per cent.

Telegraph offices were opened at Albury, Belgrove, Kamo, Pungarehu, and Parihaka; and telephone stations established at Henley, Martinborough, Nuggets, and Tokatea. The number of telephone stations open was 19.

The offices at Foxhill, Okato, Rabotu, and Riverhead were closed.

The total number of stations, including telephone stations, open at the end of the year for the transaction of public business was 234, a net increase of 7 on the number for the previous year.

The number of miles of line maintained during the year had increased from 3,758 to 3,824; the average cost for maintenance per mile was £4 17s. 4d., against £6 6s. 7d. for 1880-81.

The number of miles of wire increased from 9,587 to 9,653, which with 2,820 miles of duplexed wire gave 12,473 miles as the available wire accommodation.

With a desire to place the service on a more satisfactory basis by improving the position of the employes in the matter of pay and status, it has been decided to introduce a system of classification, the need for which has become more apparent every day. The initial steps have already been taken, and it is hoped the work of classifying may be completed during the year.

Reference was made in last report to the introduction of the telephone, and to the possibility of extending the telegraph system, through its agency, to remote districts, which otherwise would not be accorded the benefits of telegraph communication. The results which followed this decision have been most encouraging.

Anticipating that the telephone would be an important factor in the future extension of the telegraph system of the colony, authority was obtained under "The Electric Telegraph Act 1875 Amend-

\* Including £1,647 8s. 4d. for special wire charges.

ment Act, 1880," to construct, establish, and maintain electric communication by telephone; and also to make it unlawful "for any person to erect, construct, establish, or maintain, for hire or profit, any line of electric communication by telephone except the sanction of the Governor in Council be first obtained for that purpose." No time was lost in giving effect to the provisions of the Act. It was decided to adopt the Edison-Bell telephone, with the Blake transmitter, on account of that invention having proved a thorough commercial success, and also from the fact that the instruments had been tested on the Wellington-Napier circuit (of 218 miles in length) with satisfactory results. Measures were at once taken to introduce the telephones to the favourable notice of the public, and to enlist their support in establishing telephone exchanges at the principal commercial centres. The subscription to these exchanges was fixed at £17 10s. per annum, and on the 1st October last the first telephone exchange established in the colony was opened at Christchurch with 27 subscribers. The opening was unfortunately delayed in consequence of the telephones not having arrived in due course. A second exchange was established at Auckland, with 26 subscribers, ten days after the opening of the one at Christchurch, and a third at Dunedin, with 56 subscribers, was opened on the 26th April last. Additional subscribers have come forward freely, and on the 7th instant the three exchanges had a total of 189 paying subscribers, viz., Christchurch, 63; Auckland, 57; and Dunedin, 69. The success of these exchanges has been assured; and, with the desire to further extend their convenience, the subscribers were placed in communication with the principal Government offices without additional charge. It was also decided to open "bureau stations" from time to time in connection with the exchanges. It may be explained that a bureau station is an ordinary telegraph station connected by telephone with an exchange, for the purpose of enabling the public to communicate with any exchange subscriber, at a minimum charge of 6d. for five minutes' conversation, which is increased to 1s. when the distance between the exchange and the station exceeds four miles. One of these stations has been established at Newton, in connection with the Auckland exchange; and one is to be opened at Port Chalmers, to connect with the exchange at Dunedin.

The expenditure connected with the opening of the three exchanges amounted to £4,318 17s. 1d., and the annual revenue derived is at the rate of £3,374.

Since the introduction of the telephone many applications for the erection of private wires have been received. There are now 40 private wires, of an aggregate length of 297 miles, bringing in a rental of £738 14s. per annum.

The stations at Woodville, Waikaia, Otago Heads, and Owake, for reasons of economy, had telephones substituted for Morse instruments; and at the end of June telephone stations at the following places were open:—

Devonport.	Tiki.	Martinborough.	Henley.
Kaeo.	Tokatea.	Sydenham.	Nuggets.
Northcote.	Turua.	Portobello.	Kelso.
Takapuna.	Fortrose.	Pine Bush.	

Several of these stations would not have been in existence but for the introduction of the telephone. The payment made to the person conducting a telephone station is at the rate of 3d. for each forwarded and received message, which also covers cost of free delivery of received messages within a radius of one mile of the office. Approved office accommodation has also to be provided free of cost to the department.

The demand for telephones may be gathered from the fact that no less than 467 of these instruments have been imported since September last, and there are now but fifteen unallotted.

The operations undertaken during the year within each of the six telegraph districts, under the immediate supervision of the several Inspectors, were as follows:—

#### FROM THE BLUFF TO WAITAKI RIVER.

A wire was erected between Waiholia and Henley (about 5 miles), and a telephone station opened at Henley in June, under the charge and in the premises of the Sub-Postmaster there. This was the first telephone station opened within this district under a new arrangement rendered possible by the introduction of the telephone, especially suitable for places too small to warrant the cost of the erection of a special building or the appointment of a skilled officer.

The following private telephone wires have been erected: One from Dunedin to Mosgiel (10 miles), in August, for the Mosgiel Woollen Factory Company; one between Dunedin and North-East Valley (4 miles), in November, for Mr. P. C. Neill; and one in Dunedin (under  $\frac{1}{2}$  mile) for New Zealand Loan and Mercantile Agency Company. These all give satisfaction.

For Railway Department have been erected two wires at each of the following places, with electrical signal repeaters and light-out recorders, viz.: Kensington, in June; Port Chalmers, in July; and Shag Point Junction, in October.

At Dunedin and Invercargill Railway Stations, for the facilitating of railway-work, were erected in August, loops of No. 1 South wire, and fitted-up instruments, placing Dunedin Railway Station in direct communication with Invercargill Railway Station.

A wire was erected between Matura and Gore, in August, in order to place Gore intermediate on a loop of main line, and that station is now in direct communication with Dunedin and Invercargill on No. 3 South.

A set of instruments was fitted up, in August, in Matura Railway Station booking-office, on No. 4 South.

A new office was fitted up at railway-station, Invercargill, in August, and new loops of wires erected and led into the office. These are Nos. 1 and 4 South, Kingston line and Riverton line: four sets of instruments in all.

At Duntroon and Winton the instruments have been removed to railway-station offices.

At Dunedin Railway Station alterations have been made for block instruments. These are now in two signal boxes, one North and one South of station. These signal-boxes are connected by electric-bells, and railway stationmaster's office is also connected with each box by electric-bells, for which wires have been erected. This work has just been completed. A set of Morse instruments has also been fitted up on Dunedin to Seacliff Railway-line in the north signal-box, and a set on Outram line in the south signal-box. These are required solely in connection with the block instruments. There have also been alterations with block and Morse instruments at railway-stations at Kensington and Stirling, on account of railway-stations having been removed to new sites.

Amalgamation with Railway Department.—Winton, Duntroon, and Woodlands Telegraph Offices have been amalgamated under the charge of railway stationmasters: the Railway Department taking the telegraph offices at Duntroon and Winton for stationmasters' residences.

New Line in Course of Erection.—The Wyndham to Fortrose Telephone line will be completed shortly. This line will have stations at Pine Bush and Fortrose, under the charge of storekeepers there.

Telephone Exchange.—Wires have been erected in Dunedin to the premises of upwards of sixty subscribers.

Repairs and Maintenance.—The sections of line, Bluff to Balclutha, Tokomairiro to Queenstown, part of Dunedin to Tokomairiro section, and part of section between Dunedin and Blueskin, have received a special overhaul, and various alterations and improvements have been made. The other lines in the district have not received any extra attention beyond that given by the linemen of each section, who have carried out any necessary repairs.

Morse instruments at Otago Heads have been replaced by telephones, and the Signalmaster acts as telephonist. This enabled the department to dispense with a skilled officer.

The Dunedin to Portobello line (about 12 miles) has been dismantled, not being required since telephonic communication established between Port Chalmers and Otago Heads, *via* Quarantine Island. Nearly all the materials taken down (with the exception of poles) have been used in the erection of the Fortrose line.

Portions of the lines in and about Dunedin have been much improved by the erection of 35 feet poles where they were required for greater height and stability.

Railway Telegraph Cadets.—A number of Railway Telegraph cadets have been undergoing training in operating at Dunedin Station since July last. Eight have been passed, and there are nine now learning.

#### FROM WAITAKI TO KAIKOURA AND THE WEST COAST LINES, VIA THE BEALEY, NORTH TO REEFTON.

The crossing of the Waiau River, in the Cheviot section, has been considerably strengthened by inserting two strong tube poles. It may now be considered safe in any ordinary weather and floods.

The line from Christchurch to Waitaki is now in excellent condition. The work of reconstruction was finished in the early part of the year.

On the Arahura Junction to Springfield line a great deal of work requires to be done. New poles for the first thirty-five miles, starting from the Loop line, are now laid, and the work of erecting them will soon be commenced. The poles for the section east of Arthur's Pass have still to be supplied.

The spans on the Springfield and Darfield section will have to be shortened to four chains; they now vary from five to seven. The heavy south-west gales which blow across this line did considerable damage. Four miles of this section have been twice completely wrecked from the above cause.

The line between Christchurch and Addington has been rebuilt on 35 feet poles, and is now in first-class order. The Christchurch Railway and Addington line has also been rebuilt on strong poles.

A line has been erected between Timaru and Albury, and an office opened for public and railway-work at Albury.

The Christchurch Railway and Amberley line has received a thorough overhaul.

The line from Waipara to Waikari has been put in good order. The other portion of this section, reaching to Waiau, will be overhauled when opportunity offers.

Between Hokitika and Greymouth the line is in fair order; a large number of poles are, however, getting weak, and will have to be replaced in about eighteen months or two years.

On the Greymouth and Ahaura section the first seventeen miles are being new poled. A great deal of bush-clearing has to be done, which will occupy some time. The work was commenced in the beginning of last March, and is being pushed on rapidly.

Between Ahaura and Reefton the line is in good working order. The wires require straining-up for some miles. A heavy snow-storm last winter caused them to stretch a great deal.

The line between Westport and Charleston has been put in good working order, but will soon have to be re-poled.

Private wires have been erected for the following persons: Messrs. P. Cunningham and Co., Merivale to Timaru; Loan and Mercantile Agency, Christchurch to Lyttelton; Messrs. Dalgety and Co., Christchurch to Lyttelton; Vaughan and Cordner, Christchurch to Waikari; Aulsebrook and Co., short wire in Christchurch; J. T. Brown, short wire in Christchurch; Kaiapoi Woollen Factory, Christchurch to Kaiapoi; Lightband, Allan, and Co., Christchurch to Hillsborough.

On the 1st October last a Telephone Exchange was opened in Christchurch; it has worked very well indeed. The number of subscribers, connected and to be connected, has increased to seventy-two, and will, it is anticipated, soon reach a hundred.

A number of railway cadets have been, and are being, taught telegraphy.

#### FROM KAIKOURA TO COLLINGWOOD AND THE WEST COAST LINES AS FAR AS REEFTON.

The repairs the Kaikoura and Cheviot line was undergoing at the date of last year's report were completed in May.

The oscillation of the wires on the Blenheim and Tophouse line, and the consequent chafing of the line-wire at the insulators, necessitated the overhaul of this line. The weak sections were cut out, and the main wire rebound throughout.

On the Tophouse and Reefton section considerable repairs were effected during the months of September and October, consequent on the injury the line sustained during a heavy snow-storm in the month of August.

Representations having been made by the settlers residing in the Motupiko and Upper Motueka Valleys as to their isolated position in respect to the telegraph, it has been decided to run a line of nine miles in length from Belgrove to the junction of the Motueka and Motupiko Rivers, to be worked by telephone. This line has been pegged off, and its construction will be proceeded with shortly.

A short line of a mile and a half in length, worked by telephone, has been constructed between the Nelson Post Office and the Port, which has proved of great convenience to the department and the public.

It is intended to run another wire on the existing poles between Motueka and Upper Moutere, and to open a telephone office at the latter place. The building is now in the course of erection.

The office at Blenheim was amalgamated with the post office in June last, and placed under the charge of the Chief Postmaster.

The office at Foxhill was moved to Belgrove, and combined with the railway terminus office at that place.

The telephones between Motueka and Collingwood continue to work in the most satisfactory manner, and without interruption.

All other lines on this section are in good order, and no special outlay has been made on them beyond the ordinary expenditure for maintenance.

#### AUCKLAND LINES (INCLUDING THE WAIKATO AND LINES NORTH OF AUCKLAND, AND AS FAR NORTH AS GRAHAMSTOWN VIA THE THAMES).

All lines have worked well in this district during the year, being entirely free from faults of any consequence.

The section between Auckland and Coromandel has required no special attention.

The Waikato line has been repaired from Mercer to Hamilton; the principal work that had to be done was clearing scrub and gorse, and rebinding and slackening the wires where chafed. The section between Kihikihi and Alexandra has also been overhauled. The poles in this section being all kauri, no less than 33 per cent. of them had to be blocked.

The Manukau Heads line is now being repaired, and has been examined as far as Waiuku. The defective kauri poles are being blocked with totara and puriri; fully 40 per cent. of the poles so far examined have required this treatment.

The northern lines have been overhauled from Port Albert Junction to Hokianga, and to Whangaroa, on the Mongonui line: about an average of 6 per cent. of the kauri poles have been blocked throughout, as well as a great deal of ti-tree cleared away from the poles and under the wires.

An ordinary office has been opened at Kamo on the Bay of Islands line, and Tokatea has been reopened as a telephone station. The office at Riverhead has been closed, being no longer required for railway purposes. A railway telegraph station will be opened at Taupiri as soon as the erection of the office is completed.

It has been decided to open telephone stations at the following places as soon as the lines are completed and a supply of telephones have been received: Aratapu, Devonport, Kaeo, Kirikiriroa, Kohukohu, Mangawai, Northcote, Takapuna, Tiki, and Turua.

The following extensions have been carried out during the year: Railway wire, Auckland to Drury, 22 miles of wire; railway wire, Green Lane, Ellerslie, and Papatoitoi loop-lines, 2 miles of line and 4 of wire; Thames to Paeroa, 16 miles of line and 21 of wire. During the erection of this line 5 miles of the main south line were removed on to the road, it having been erected along an old track now unused. Thames to Turua, 2 miles of line and 9 of wire; Coromandel to Tiki, 2 miles of line and 4 of wire; Auckland and North Shore, 10 miles of line and 17 of wire; Whangaroa to Kaeo, 5 miles of wire. Total extension, 32 miles of new line and 82 of wire, exclusive of the Auckland Telephone Exchange.

Sixteen miles of telephone-exchange wires have been erected in the City of Auckland, connecting sixty-seven subscribers.

#### FROM GRAHAMSTOWN TO TENUI (INCLUDING THE BRANCH LINES NAPIER TO GISBORNE, MAKETU TO OPOTIKI, AND WAIPIKURAU TO KOPUA).

Beyond the ordinary repairs by linemen little special work has been needed during the past year.

The overhaul and repair of the section between Thames and Waterford, and of that between Tenui and Waipukurau, referred to in last year's report as in progress, have been duly completed. On the former section, namely, Thames to Waterford, a few kauri poles still require butting with totara blocks, and this work will shortly be in hand, the materials for the purpose being now in course of delivery. For the maintenance of this, as previously mentioned, its ultimate removal to the superior route *via* Ohinemuri has been held in view, and such repairs as have from time to time been needed were restricted to those immediately contingent to upholding telegraph communication.

The other sections examined are Tauranga to Maketu, and Taupo to Waipukurau. No important repairs upon these sections were required, the work involved being principally cleaning and renewing insulators where necessary, together with removal of undergrowth from proximity to the poles, as a

preventative of damage from fires. A few poles were renewed, and others rendered secure by means of totara butts.

The line between Tenui and Castlepoint is now undergoing an overhaul. Some few of the poles standing since the first construction are being either renewed or blocked with totara butts.

The Opotiki line is also under overhaul. This line is, in the main, in first-class order, but attention is demanded to clearing of undergrowth, and cleaning and examination of insulators. Some of the poles carrying the wire across the Ohiwa Harbour waters are perforated for an inch or so by the *teredo navalis*, but will not require renewal, it is anticipated, for probably two years yet. When such renewal becomes necessary, a better location clear of the tidal waters can, it is expected, be selected.

The portion of line between Tauranga and Waterford will, within the next few months, require repairs, over about five miles of its length, at the Tauranga end of the section. The piece of line referred to runs through paddocks at some distance from the road. It is proposed during reconstruction to follow the road. When this is done the section will be in first-class order throughout its length. Another diversion required is at Hairini tidal-ford, near Tauranga, where the line will want erecting along the bridge now in course of construction, thus saving the cost of a second turret.

The remaining lines throughout the district have undergone the usual periodical examinations, with such occasional minor repairs as the linemen have been able to execute.

The Kopua branch wire has been extended along the railway-line a distance of seven miles to Makotuku, the present terminus. The wire is to be worked by telephone, and so soon as the instruments are available offices will be opened at Ormondville and Makotuku. A loop-wire has been carried through the railway-station at Kaikora, where a telegraph office will be opened immediately on completion of the necessary additions to the station building, which at present does not afford sufficient accommodation. An office is also to be opened at Te Aute, when similar accommodation is provided. A telephone wire has been erected to connect the Napier Railway-station with the telegraph station, but the instruments are not yet to hand. Two private telephone wires have been erected between the Spit and Napier, and a third private wire is in course of erection. The telephones supplied give great satisfaction, and the owners are highly satisfied with the telephone service.

The following offices have undergone a complete overhaul and refit, viz.: Spit, Tarawera, Taupo, Ohinemutu, Maketu, Tauranga, and Opotiki. All other offices within the district are in good order in respect to their fittings. A branch wire, to be worked by telephone, is to be extended from Maketu to the new settlement of Te Puke, a distance of twelve miles. The materials are partly on the ground, and the construction only awaits the arrival of the balance of the poles, which are shortly expected. This line extended past Te Puke for a few miles will re-join the main line at Mangatawa, and thus cut out the very troublesome and electrically-weak portion of wire between Maketu and Tauranga—a portion which, being contiguous to the sea, often during north-easterly or easterly weather seriously affects the working of the main circuits north of Napier. A telephone station at Whakatane is to be established on the Opotiki line, worked from Maketu on the Morse circuit. Between Maketu and Opotiki it is proposed to place Whakatane intermediate, and to make such arrangements at Maketu as will always insure attention to Whakatane's call.

#### WELLINGTON TO NEW PLYMOUTH VIA WANGANUI, INCLUDING THE BRANCH LINES TO PALMERSTON NORTH, WOODVILLE, AND ALSO THE TRUNK LINE FROM WELLINGTON TO AUCKLAND AS FAR AS TENUI AND CASTLEPOINT.

The lines in this district are in good condition. The only portion that will require any attention during the next summer will be the portion between Paikakariki and Wanganui. On this section a pole-to-pole examination was made, and where necessary new poles or blocks of totara have been laid ready for erection.

Between Wellington and Pahautanui a telephone wire, some eighteen miles in length, has been erected on the existing line, and a telephone office will be opened shortly. During the erection of this wire the line received a careful overhaul.

Between Featherston and the township of Martinborough, a distance of thirteen miles, a telephone line has been erected, and the office at Martinborough placed under the charge of the Postmaster. As anticipated prior to the opening of this line, the financial results in connection with it have proved highly satisfactory.

Between Carterton and Gladstone it is intended also to construct a telephone line. Contracts for the supply and delivery of the necessary poles have already been effected.

Between Pungarehu and Parihaka a line has been erected, and an office at the last-named place opened under the charge of an officer of the Armed Constabulary Force.

The telephone line between Pungarehu and Cape Egmont lighthouse, erected at the date of the last report, has been opened.

#### COOK STRAIT CABLES.

On the afternoon of the 19th February last, and without any previous warning, the original three-wire cable, laid in 1866, again parted for the third time on all three wires. Copper-resistance tests taken by Dr. Lemon placed the fault at 12.166 nautical miles from Lyall's Bay. The actual length by measurement off picking-up drum on board cables-ship, and copper-resistance tests by Mr. Donovan, the cables-ship's electrician, made the break at 12.021 nautical miles from Lyall's Bay. The recovery of the ends of the broken cable revealed the fact that the rupture of the conductors was not due to the corrosion of the armour-covering, but to some sudden longitudinal strain being thrown on the cable across its line, and thus causing it to part. At first, conclusions were come to that the fracture was due to some floating wreckage having fouled the cable, and thus causing it, after severe strain, to part; but, as the cable was recovered even to the very broken ends on both sides exactly on the line it was originally laid down, the breakage can be attributed to no other cause but that of an earthquake.

shock moving at right angles to the line of the cable. The break occurred in 100 fathoms, and the length of the break, where the wires were stranded, was not quite twelve feet, the cable on each side of the broken ends being quite sound, and in no way giving evidence of any rough usage or abrasion. Between the point of the original splice in 1879, the date of the last repairs, and within two knots of the final splice, the cable has been relaid on a route in some parts nearly two knots to the southward of its line at the time of recovery. Five knots of new cable have been laid in the place of some of the old cable of 1866, which it was deemed advisable to repair. The insulation tests taken after completion of repairs gave the insulation of the three wires, numbers 1, 2, and 3, at 202, 262, and 439 megohms per knot respectively, showing a decided improvement in the insulation of the cable when compared with the tests prior to the rupture, the tests being for each respective wire 136, 245, and 309.

The other two cables across Cook Strait are in good condition, judging from the respective insulation tests, as disclosed in Tables Nos. 25 and 26.

The usual Telegraph charts will be found attached to the report, as well as Post Office maps of the North and South Islands, showing the several Post Offices and Mail routes.

#### SCHEDULE OF TABLES.

##### TABLE NO.

1. Number and amount of Money Orders issued and paid in New Zealand.
2. Number and amount of Money Orders issued in New Zealand, the United Kingdom, and Australian Colonies, and made payable in the respective countries.
3. Total number and amount of Money Order and Savings Bank transactions.
4. Return of Post Office Savings Bank business since system established.
5. Balance-sheet of Post Office Account.
6. List of Securities held on account of Savings Bank Fund.
- 7, 8, 9. Statements showing the times within which Mails delivered by the San Francisco and Galle-Brindisi Services.
10. Number and value of Postage Stamps, &c., printed.
11. Return of Subsidized Mail Steam Services.
12. Number of Postal Officers employed.
13. Comparative return of Postal Revenue and number of Letters, &c., dealt with.
14. Estimated number of Letters, &c., delivered and posted.
15. Number of Letters, &c., delivered by letter-carriers.
16. Return of Correspondence received from the United Kingdom *viâ* San Francisco and *viâ* Brindisi.
17. Return of Correspondence despatched to the United Kingdom *viâ* San Francisco and *viâ* Brindisi.
18. Number of Letters, &c., received and despatched from and to places outside the Colony.
19. Total Revenue and Expenditure return (including the estimated value of franked correspondence).
20. Telegraph Revenue and Expenditure return, showing cost of maintaining each station.
21. Number of Telegrams forwarded to each 100 Letters posted.
22. Comparative Quarterly Return (Telegraph) for Years ended March, 1881 and 1882.
23. Annual Return showing comparative progress of Telegraph system.
24. Return of Cost of Maintenance of Lines.
- 25, 26. Insulation Tests, Cook Strait Cables.
27. Total Cost of Telegraph Lines, including Cables.
28. Number and value of Telegraph Money Orders issued.
29. Value of Government and other free messages.
30. Debtor and Creditor statement (Telegraph).

Table No. 1.

TABLE showing the Number and Amount of Money Orders issued and of Money Orders made payable in New Zealand, Year by Year, since the Year 1865.

## MONEY ORDERS ISSUED IN THE COLONY.

Year.	Commission Received.	Where Payable.						Total.	
		In the Colony.		United Kingdom and Germany.		Australian Colonies.			
		No.	Amount.	No.	Amount.	No.	Amount.	No.	Amount.
	£ s. d.	£ s. d.	£ s. d.	£ s. d.	£ s. d.	£ s. d.	£ s. d.	£ s. d.	
1865	1,403 18 6	6,292 29,742 15 1	7,756 33,426 11 5	3,188 15,406 17 2	17,236 78,576 3 8				
1866	1,701 14 0	8,924 42,823 4 7	9,238 41,987 15 0	4,548 23,968 5 2	22,710 108,779 4 9				
1867	1,815 19 6	10,293 49,496 13 0	9,242 40,998 14 11	4,938 25,115 5 1	24,473 115,610 13 0				
1868	1,863 1 6	11,898 54,342 18 6	9,241 40,581 13 9	4,715 23,286 11 5	25,854 118,211 3 8				
1869	1,932 3 0	14,305 63,897 1 10	9,263 39,939 8 6	4,859 23,381 14 7	28,427 127,218 4 11				
1870	2,367 3 6	16,821 73,344 11 9	9,624 41,472 3 7	5,419 25,637 12 7	31,864 140,454 7 11				
1871	2,608 3 6	20,514 88,546 9 7	10,407 44,197 18 3	5,370 24,653 5 9	36,291 157,397 13 7				
1872	3,068 17 6	28,156 120,125 14 8	10,619 44,535 9 9	5,885 26,347 17 7	44,660 191,009 2 0				
1873	3,562 3 2	34,288 142,642 4 10	11,913 48,547 11 4	6,150 28,068 5 5	52,351 219,258 1 7				
1874	4,393 2 3	40,968 171,683 6 1	14,379 57,821 2 6	7,365 33,659 19 2	62,712 263,164 7 9				
1875	4,950 19 4	48,611 193,551 13 9	16,949 66,332 14 9	7,467 33,597 2 3	73,027 293,481 10 9				
1876	5,261 19 2	55,748 212,089 1 6	17,331 66,977 4 2	7,176 31,202 0 3	80,255 310,268 5 11				
1877	5,714 18 4	64,000 233,804 15 10	18,369 69,670 11 10	8,303 31,498 0 1	90,672 334,973 7 9				
1878	6,288 13 0	70,531 250,861 6 0	21,169 80,681 15 8	9,317 36,711 15 2	101,017 368,254 16 10				
1879	7,285 1 6	83,479 297,290 13 8	24,461 91,665 4 0	10,059 39,717 2 4	117,999 428,673 0 0				
1880	7,943 15 4	97,275 320,260 19 11	27,587 104,149 5 10	10,786 40,994 15 4	135,648 465,405 1 1				
1881	7,582 8 5	99,523 321,635 3 3	25,376 90,229 5 3	10,657 40,317 19 2	135,556 452,182 7 8				

## MONEY ORDERS DRAWN ON THE COLONY.

Year.	Where Issued.						Total.		
	In the Colony.		United Kingdom.		Australian Colonies.				
	No.	Amount.	No.	Amount.	No.	Amount.	No.	Amount.	
		£ s. d.		£ s. d.		£ s. d.		£ s. d.	
1865	6,218	29,282 13 10	762	3,568 15 10	700	3,712 1 5	7,680	36,563 11 1	
1866	8,886	42,768 10 9	1,100	5,021 14 9	917	4,753 3 10	10,903	52,543 9 4	
1867	10,353	49,931 17 2	1,198	5,649 2 10	1,108	5,570 6 4	12,659	61,151 6 4	
1868	11,903	54,349 8 3	1,401	6,502 3 0	1,294	6,685 1 3	14,598	67,536 12 6	
1869	14,250	63,820 15 5	1,218	5,630 18 8	1,272	6,382 4 3	16,740	75,833 18 4	
1870	16,798	73,245 8 3	1,156	5,523 4 4	1,267	6,055 6 11	19,221	84,823 19 6	
1871	20,514	88,592 0 3	1,396	6,217 11 5	1,318	5,914 18 7	23,228	100,724 10 3	
1872	27,983	119,076 1 2	1,504	7,078 8 6	1,459	6,803 15 3	30,946	133,558 4 11	
1873	34,288	142,642 4 10	1,482	6,625 14 5	1,668	7,689 6 8	37,438	156,957 5 11	
1874	40,968	171,683 6 1	1,603	7,284 10 7	1,800	8,316 17 5	44,371	187,284 14 1	
1875	48,611	193,551 13 9	1,969	9,262 9 7	1,995	9,340 19 11	52,575	212,155 3 3	
1876	55,748	212,089 1 6	2,243	10,202 13 6	2,385	10,838 16 8	60,376	233,130 11 8	
1877	64,000	233,804 15 10	2,258	9,744 8 8	2,568	11,056 2 7	68,826	254,605 7 1	
1878	70,531	250,861 6 0	2,260	9,833 18 6	2,528	10,698 14 3	75,319	271,393 18 9	
1879	83,479	297,290 13 8	2,544	10,673 3 11	2,942	12,295 5 4	88,965	320,259 2 11	
1880	97,275	320,260 19 11	3,466	14,811 14 8	3,913	15,829 0 3	104,654	350,901 14 10	
1881	99,523	321,635 3 3	3,466	14,078 17 3	4,649	18,863 4 2	107,638	354,577 4 8	

Table No. 2.

STATEMENT of the Money Orders issued in New Zealand on the United Kingdom and the Australian Colonies during the Years 1880 and 1881

Where Payable.				1880.		1881.	
				Number.	Amount.	Number.	Amount.
					£ s. d.		£ s. d.
Germany	...	...	...	...	...	70	185 4 6
United Kingdom	...	...	...	27,587	104,149 5 10	25,306	90,044 0 9
Victoria	...	...	...	6,506	24,718 13 8	6,587	23,834 7 0
South Australia	...	...	...	500	1,936 9 6	399	1,532 12 1
New South Wales	...	...	...	2,936	10,595 5 6	2,895	11,465 18 5
Queensland	...	...	...	169	587 10 9	170	682 18 0
Tasmania	...	...	...	667	3,130 2 5	596	2,784 5 5
Western Australia	...	...	...	8	26 13 6	10	17 18 3
Totals	...	...	...	38,373	145,144 1 2	36,033	130,547 4 5

STATEMENT of the Money Orders issued in the United Kingdom and the Australian Colonies on New Zealand during the Years 1880 and 1881.

Where Issued.				1880.		1881.	
				Number.	Amount.	Number.	Amount.
					£ s. d.		£ s. d.
United Kingdom	...	...	...	3,466	14,811 14 8	3,466	14,078 17 3
Victoria	...	...	...	1,569	5,905 5 4	1,636	6,130 15 0
South Australia	...	...	...	251	927 13 0	273	1,100 10 7
New South Wales	...	...	...	1,535	6,304 19 6	2,071	8,404 6 4
Queensland	...	...	...	180	845 1 3	231	1,070 5 11
Tasmania	...	...	...	368	1,763 1 2	424	2,084 1 10
Western Australia	...	...	...	7	58 0 0	14	73 4 6
Hongkong	...	...	...	3	25 0 0	...	...
Totals	...	...	...	7,379	30,640 14 11	8,115	32,942 1 5

Table No. 3.

TABLE showing the Number and Amount of Transactions at the several Money Order and Savings Bank Offices in the Colony of New Zealand during the Year 1881.

Office.	Money Orders.						Savings Bank.					
	Issued.			Paid.			New Accounts Opened.	Deposits.		Accounts Closed.	Withdrawals.	
	No.	Commission.	Amount.	No.	Amount.			No.	Amount.		No.	Amount.
		£ s. d.	£ s. d.		£ s. d.			£ s. d.			£ s. d.	
AUCKLAND	8,616	616 6 8	31,484 8 0	15,628	53,873 14 10	1,282	6,682	120,866 19 6	1,112	5,757	98,581 12 1	
Alexandra	304	11 10 0	964 12 9	103	505 10 11	11	54	221 14 11	3	11	146 7 1	
Aratapu	522	23 12 0	1,927 1 11	49	225 8 4	74	393	2,965 17 0	15	61	943 10 1	
Cambridge	1,154	64 4 6	3,869 15 1	426	1,430 1 11	104	518	3,105 10 1	28	106	1,394 0 5	
Dargaville	568	32 19 0	2,140 15 11	85	332 18 10	88	380	2,174 6 0	6	36	320 0 7	
Drury	168	7 2 2	500 6 8	152	613 6 3	23	80	186 18 0	2	11	106 16 3	
Hamilton	1,093	43 11 0	2,901 19 11	617	1,384 7 11	127	470	3,614 6 11	43	120	1,837 17 1	
Helensville	189	7 19 4	622 18 9	76	203 11 3	14	65	535 15 0	4	20	113 1 10	
Hokianga	370	30 8 4	1,746 1 3	88	414 18 3	26	69	1,134 13 2	1	14	91 0 8	
Huntly	160	6 3 6	426 8 4	91	271 13 4	41	132	182 3 0	9	22	301 16 7	
Kamo	51	2 4 8	164 14 3	15	57 10 0	11	23	70 5 10	5	11	127 17 4	
Kapanga	541	28 12 4	1,640 6 1	357	1,178 6 1	86	387	1,473 17 2	3	38	686 16 6	
Kiwakawa	724	39 10 4	2,546 19 2	144	449 12 5	88	456	3,786 10 8	23	72	1,229 16 5	
Kihikihi	202	9 1 4	534 9 0	71	305 14 3	17	78	151 6 0	3	16	314 1 8	
Maketu	23	1 2 0	62 8 0	5	13 8 6	6	6	106 18 0	2	3	30 8 6	
Mangapai	159	5 13 0	658 19 11	28	117 17 8	5	23	177 4 0	1	6	100 12 0	
Mangawhare	550	21 7 0	3,028 7 2	21	98 15 2	53	251	1,227 9 0	4	29	278 7 3	
Mercer	101	3 7 4	312 10 8	41	118 17 8	17	108	197 0 0	2	15	268 7 4	
Mongonui	266	11 3 0	808 19 6	100	509 4 9	28	106	592 11 0	11	30	242 15 6	
Newton	269	17 1 4	650 17 1	361	1,213 4 5	48	311	785 17 4	16	48	406 11 10	
Ngaruawahia	369	15 3 10	1,091 8 1	239	621 12 4	34	170	854 10 0	15	44	586 2 9	
Ohacawai	162	8 5 0	404 10 0	63	261 0 2	10	25	363 10 0	2	6	125 5 11	
Ohauapo	292	10 10 2	914 17 10	54	175 1 8	11	63	253 13 0	2	9	156 3 5	
Ohinemutu	187	11 12 4	575 17 11	107	521 3 2	20	60	682 3 8	1	11	227 0 3	
Onehunga	325	21 6 8	1,488 13 2	504	2,040 18 0	40	238	2,368 2 0	12	56	663 10 9	
Opotiki	358	16 8 0	906 8 3	136	565 18 10	41	135	489 12 0	4	11	238 10 10	
Otahuhu	187	9 0 10	502 5 4	212	762 13 1	43	310	1,439 17 0	11	44	510 14 5	
Pahi	156	7 18 2	497 12 2	85	418 19 8	12	29	411 1 0	5	16	459 10 9	
Pokeno	42	1 9 6	117 7 1	41	146 16 1	9	37	182 9 0	2	8	42 16 6	
Port Albert	181	6 9 10	547 12 1	77	308 9 1	14	34	579 6 0	5	33	432 0 9	
Pukekohe	202	7 10 8	602 19 2	113	462 16 9	18	101	702 9 0	8	30	530 13 2	
Raglan	334	12 17 6	1,894 10 9	48	185 0 6	19	95	210 0 0	1	4	48 14 10	
Russell	483	23 12 4	1,379 5 11	152	526 2 1	49	206	1,725 2 10	14	29	836 15 3	
Tauranga	1,123	58 5 4	3,672 12 4	450	1,580 4 11	87	357	5,831 11 6	23	84	2,074 19 1	
Te Awamutu	401	16 1 0	1,017 12 8	111	367 15 1	32	166	680 11 9	4	24	336 13 7	
Te Kopuru	331	17 4 2	1,452 18 10	126	990 5 6	50	183	715 13 0	3	20	208 10 1	
Waipu	406	16 15 10	1,564 2 2	108	514 8 7	31	95	1,765 6 0	5	33	850 10 8	
Waiuku	273	10 14 10	906 10 8	111	379 5 4	36	164	562 16 0	3	25	244 11 11	
Waiwera	278	11 3 0	745 12 0	44	177 0 3	12	76	499 6 0	2	6	60 4 10	
Wangarei	759	37 13 8	2,527 1 0	300	1,132 16 8	84	261	4,085 10 11	31	97	1,496 13 4	
Wangaroa	550	25 19 4	2,564 18 9	87	411 16 11	36	126	631 2 0	4	12	113 17 3	
Warkworth	368	14 0 2	1,477 1 8	139	628 0 4	28	98	438 8 0	6	34	367 7 4	
Waterford	95	3 6 8	181 19 4	23	108 15 2	6	16	110 3 4	...	...	...	
BLENHEIM	1,985	103 3 0	7,107 14 5	871	2,897 19 11	236	1,279	16,656 3 3	143	743	11,542 7 3	
Havelock	599	28 6 0	2,640 8 9	176	722 16 7	28	89	1,200 7 0	15	52	1,067 8 0	
Kaikoura	334	21 19 10	1,307 5 8	131	510 7 1	34	71	204 18 7	15	23	293 15 3	
Pictou	631	26 0 6	2,064 6 6	420	1,461 1 5	45	240	2,442 18 9	32	104	1,954 0 9	
CHRISTCHURCH	10,139	731 3 10	35,724 14 7	9,525	28,547 9 9	3,280	18,255	222,071 19 10	2,118	11,865	182,551 12 5	
Akaroa	393	18 2 10	1,187 8 5	200	500 10 4	69	343	1,449 6 2	19	42	789 13 2	
Amberley	356	18 0 0	1,000 3 9	171	560 10 0	51	209	2,520 4 0	15	71	1,224 9 4	
Ashburton	1,724	87 1 10	5,304 5 1	593	1,804 14 3	337	1,231	9,292 3 5	105	340	4,188 2 3	
Cheviot	100	6 6 10	346 14 0	19	50 6 4	3	13	260 1 0	...	4	49 10 0	
Coalgate	92	3 2 6	238 16 9	11	53 12 2	...	...	...	...	...	...	
Dunsandel	56	4 11 4	213 2 1	27	137 5 1	37	132	496 0 7	6	14	216 18 5	
Duvauchelle	88	3 14 6	213 6 3	16	42 6 1	23	92	21 10 0	2	7	10 4 0	
Hurunui	120	6 5 6	449 5 1	21	96 3 10	8	47	463 15 0	...	10	62 0 0	
Kaipoi	459	26 8 8	1,428 19 8	353	1,147 5 8	139	644	4,128 8 8	50	164	2,702 4 9	
Leeston	201	11 12 6	546 19 6	49	126 0 9	44	134	1,495 3 9	10	27	279 17 6	
Lytelton	1,178	80 5 10	4,395 15 3	667	2,202 9 11	238	1,336	11,988 1 8	112	407	4,955 18 8	
Oxford	354	14 11 0	983 4 5	144	443 16 10	61	251	2,076 14 8	15	57	933 11 4	
Rakaia	425	22 9 0	1,439 13 6	106	320 19 7	68	320	2,574 4 0	15	83	954 13 3	
Rangiora	604	34 13 10	1,836 6 9	339	1,164 8 4	121	546	7,259 10 9	47	177	3,620 14 3	
Sheffield	238	10 11 10	793 8 7	42	154 19 7	77	211	704 17 5	3	23	458 19 1	
Southbridge	336	15 9 2	969 13 4	113	369 15 1	77	257	907 7 0	13	38	346 15 8	
Springfield	390	19 3 2	1,358 12 9	71	277 14 6	25	132	1,172 7 0	13	34	379 18 8	
Sydenham	261	14 19 2	648 7 7	221	689 16 8	329	1,257	4,326 16 0	15	42	276 9 8	
Waiau	175	8 19 6	725 16 4	37	193 18 7	13	72	1,769 2 0	2	18	638 7 8	
Waikari	315	16 10 10	1,102 16 5	35	120 17 8	36	113	832 18 0	5	18	273 8 9	
Woolston	48	2 10 6	171 14 9	51	171 4 6	66	237	694 19 0	15	42	352 17 0	
DUNEDIN	8,634	593 9 8	31,043 1 8	18,826	52,937 7 0	3,288	18,018	168,009 0 5	2,099	10,945	155,489 11 7	
Albany Street	1,062	67 9 6	3,256 4 4	398	1,404 15 2	1,220	6,446	18,045 17 10	174	620	7,027 2 11	
Alexandra South	422	18 6 10	1,216 0 4	90	306 15 8	10	65	398 18 0	...	17	192 6 0	
Arrow River	546	26 14 0	1,820 5 7	137	514 16 3	21	70	1,108 13 1	18	27	672 11 0	
Balclutha	716	27 16 8	1,918 15 3	448	1,286 10 6	73	263	1,644 17 0	27	70	803 1 3	
Blueskin	90	5 1 10	278 17 9	83	283 19 6	37	134	425 15 0	8	38	381 13 9	



Table No. 3—continued.

TABLE showing the Number and Amount of Transactions at the several Money Order and Savings Bank Offices in the Colony of New Zealand during the Year 1881—continued.

Office.	Money Orders.					Savings Bank.						
	Issued.			Paid.		New Accounts Opened.	Deposits.		Accounts Closed.	Withdrawals.		
	No.	Commission.	Amount.	No.	Amount.		No.	Amount.		No.	Amount.	
<b>DUNEDIN—contd.</b>		£ s. d.	£ s. d.		£ s. d.		£ s. d.			£ s. d.		
Caversham ...	89	3 12 8	306 10 4	149	437 13 8	122	501 792 14 0	13	25	252 12 4		
Clinton ...	481	18 1 10	1,170 7 8	94	262 15 1	51	210 535 6 6	10	22	243 15 10		
Clyde ...	397	18 18 10	1,210 11 6	175	479 8 10	13	103 269 3 6	6	20	254 18 11		
Cromwell ...	640	29 16 6	1,851 12 7	142	486 4 3	68	254 972 3 10	8	20	402 4 9		
Goodwood ...	12	0 7 6	36 16 2	1	3 0 0	...	1	5 0 0	...	...	...	
Green Island ...	106	7 8 6	417 4 8	71	235 16 3	69	289 1,615 15 0	12	40	763 4 4		
Hamilton's ...	265	10 6 0	938 11 3	22	104 15 0	10	37 973 7 0	3	25	329 5 3		
Hyde ...	70	2 4 6	134 16 1	6	28 1 0	...	...	...	...	...	...	
Kaitangata ...	583	22 16 6	1,796 7 5	86	350 6 8	88	413 975 10 9	24	49	544 15 4		
Lawrence ...	898	37 4 10	2,446 6 0	584	1,887 9 8	113	620 5,256 7 6	29	107	2,918 14 6		
Milton ...	750	31 8 2	2,303 15 7	431	1,506 6 8	116	511 5,477 9 0	35	124	2,029 18 8		
Mosgiel ...	211	11 5 4	569 12 7	115	443 0 1	57	297 783 8 0	4	15	170 2 1		
Naseby ...	582	26 2 4	1,548 16 11	283	1,034 1 9	21	93 770 14 1	6	23	275 16 2		
Ophir ...	384	15 11 6	1,031 15 5	45	162 15 6	2	19 200 16 0	1	15	183 15 8		
Outram ...	284	13 0 4	743 7 10	94	354 11 2	34	162 345 6 2	12	21	113 15 4		
Owake ...	160	7 10 4	492 7 6	35	161 19 10	1	15 183 15 0	1	5	90 2 10		
Palmerston ...	667	31 19 10	1,940 17 8	370	1,209 0 3	54	269 1,760 4 10	16	51	1,350 14 3		
Port Chalmers ...	987	68 13 2	3,388 16 3	922	3,183 0 9	492	2,678 7,510 13 0	111	422	4,367 14 10		
Roxburgh ...	559	24 9 8	1,782 9 2	96	411 0 6	24	93 1,025 6 0	3	25	509 15 2		
St. Bathans ...	317	12 9 0	765 18 11	46	169 9 2	8	34 764 18 1	7	16	202 6 10		
Tapanui ...	955	35 10 4	2,393 13 9	219	691 18 7	66	306 865 15 0	20	37	416 3 1		
Waihola ...	128	4 15 4	459 16 9	49	182 19 6	30	86 510 1 0	6	15	242 11 3		
Waikaia ...	448	16 15 10	1,528 18 8	68	184 12 5	12	56 332 12 0	2	9	87 4 7		
Waikouaiti ...	461	17 5 8	1,265 5 2	178	710 5 7	36	183 1,569 0 0	7	31	855 15 0		
Waitahuna ...	184	7 7 10	493 18 2	66	224 2 4	41	191 618 10 0	10	20	269 0 2		
<b>GISBORNE</b>	1,099	72 9 10	4,152 13 8	402	1,392 7 5	123	512 3,972 19 5	45	181	2,677 6 7		
<b>GREYMOUTH</b>	2,271	131 7 6	7,880 8 5	1,517	5,565 2 2	251	1,344 22,224 14 1	189	849	15,492 18 9		
Ahaura ...	736	34 11 0	4,033 0 8	99	430 11 1	16	93 1,076 15 0	5	23	426 6 11		
Nelson Creek ...	179	8 9 0	672 15 10	11	41 13 8	34	189 716 2 0	4	9	100 17 3		
Reefton ...	1,067	74 0 2	3,973 0 11	667	1,859 5 2	86	348 4,218 18 7	49	99	3,531 2 1		
<b>HOKITIKA</b>	1,311	75 12 8	4,186 18 6	1,358	4,472 9 7	186	855 5,900 18 4	108	392	6,530 7 1		
Kumara ...	803	40 17 0	2,363 0 8	331	1,242 17 9	95	393 4,662 1 3	43	233	2,978 10 11		
Ross ...	356	17 19 8	1,044 8 7	123	380 8 10	64	233 886 15 0	11	31	684 0 6		
Stafford ...	27	1 0 0	58 17 4	4	17 2 0	8	18 210 15 0	3	4	14 4 3		
<b>INVERCARGILL</b>	3,000	180 10 4	10,187 1 1	2,708	8,720 12 7	487	2,092 28,595 8 1	388	1,637	22,983 10 1		
Campbelltown ...	364	20 6 0	1,724 10 0	182	572 14 7	24	113 469 17 0	5	16	157 11 9		
Dipton ...	4	0 2 0	7 4 0	...	...	...	4 0 4 0	...	...	...		
Edendale ...	68	3 6 10	243 4 10	14	40 1 0	2	16 73 0 0	1	3	76 0 10		
Elbow ...	250	11 8 8	813 17 4	89	399 8 8	14	98 1,021 18 11	1	25	699 8 10		
Gore ...	1,016	38 12 6	2,670 1 6	287	973 4 11	92	302 2,131 2 4	30	72	1,635 0 7		
Kingston ...	91	3 11 4	378 2 2	16	74 5 1	...	...	...	...	...		
Mataura ...	474	17 14 10	1,269 14 1	146	484 5 0	83	382 779 8 6	11	30	372 13 10		
Otautau ...	173	7 0 2	667 7 7	29	137 15 9	8	12 304 6 3	1	3	24 1 1		
Queenstown ...	697	38 0 0	2,076 4 7	256	767 11 6	32	135 2,063 14 0	4	25	918 13 6		
Riverton ...	829	37 1 0	3,170 7 8	314	924 10 0	194	871 4,442 5 6	31	97	1,625 19 7		
Thornbury ...	36	1 4 10	85 7 3	9	36 14 1	...	...	...	...	...		
Winton ...	400	16 3 6	999 14 3	128	482 11 3	26	91 1,177 9 5	9	30	353 17 11		
Woodlands ...	142	6 4 6	485 9 5	41	151 19 4	18	70 245 0 10	3	6	77 5 1		
Wyndham ...	295	12 16 2	778 0 4	80	297 16 10	24	73 626 3 10	6	24	463 8 9		
<b>NAPIER</b>	3,025	206 4 8	11,260 11 5	2,158	6,864 19 7	535	3,180 30,877 12 10	456	1,826	28,570 0 9		
Hastings ...	275	19 6 3	992 5 5	93	289 17 9	17	95 558 7 0	4	16	308 3 2		
Kopua ...	243	11 7 8	883 15 8	47	166 19 6	20	83 931 1 0	5	19	603 11 8		
Mohaka ...	99	5 0 0	401 6 9	8	38 12 6	4	35 178 18 0	...	2	15 1 0		
Porangahau ...	146	8 1 10	625 5 9	29	111 15 6	15	47 739 13 3	1	5	14 10 4		
Port Ahuriri ...	280	16 2 0	967 18 4	136	555 7 4	19	149 715 6 9	7	41	349 9 4		
Takapau ...	245	9 3 4	679 1 2	29	155 4 6	6	19 187 1 9	1	6	102 2 3		
Taupo ...	260	19 15 4	984 5 0	116	880 2 4	5	12 341 13 0	3	5	313 8 1		
Waipawa ...	452	24 19 6	1,611 19 6	335	890 8 3	68	207 1,496 16 7	17	68	1,064 1 5		
Waipukurau ...	285	20 18 8	1,045 11 11	80	237 13 8	47	205 1,678 0 4	10	38	876 6 10		
Wairoa ...	225	11 12 0	664 5 1	171	546 13 7	26	99 487 18 0	6	29	309 11 8		
<b>NELSON</b>	2,387	130 9 10	8,288 4 1	4,022	16,190 12 1	680	3,476 30,048 18 4	186	1,425	23,145 10 2		
Belgrove ...	12	0 16 2	46 2 3	4	30 8 0	...	1 6 0 0	...	...	...		
Brightwater ...	12	0 12 6	43 7 7	10	28 14 2	2	11 12 11 0	...	...	...		
Collingwood ...	415	17 13 4	1,672 19 2	85	309 8 6	34	91 540 2 0	1	30	536 13 0		
Motueka ...	452	20 10 2	1,787 17 0	283	1,098 0 2	97	339 3,631 0 7	8	60	1,285 14 10		
Port ...	113	7 9 10	383 11 8	30	68 17 6	58	370 688 14 9	6	31	279 6 8		
Richmond ...	84	3 14 6	241 17 1	110	489 6 10	49	252 1,692 13 0	2	16	593 1 5		
Takaka ...	185	7 16 6	701 15 9	25	86 17 8	10	23 294 5 0	2	5	76 3 9		
Wakefield ...	119	5 7 6	435 6 1	67	295 5 8	39	230 1,975 1 0	...	7	198 18 0		
<b>NEW PLYMOUTH</b>	2,096	114 11 10	6,914 15 3	1,378	5,091 8 3	407	2,013 28,669 15 9	316	1,408	25,842 12 1		
Inglewood ...	165	9 4 6	571 16 1	91	339 18 5	23	94 1,070 14 7	10	25	439 2 9		
Opunake ...	273	15 11 4	986 16 6	180	521 6 4	31	140 745 10 0	3	20	259 3 7		
Waitara ...	450	32 6 2	1,868 18 8	87	299 12 11	108	328 5,108 17 5	11	55	1,199 9 9		
<b>OMARU</b>	3,132	168 8 2	10,275 17 2	1,514	4,990 12 3	516	2,073 20,279 3 7	417	1,341	18,503 12 3		
Duntroon ...	263	11 19 2	1,053 13 7	61	218 11 0	31	101 861 17 2	4	14	222 5 4		

Table No. 3—continued.

TABLE showing the Number and Amount of Transactions at the several Money Order and Savings Bank Offices in the Colony of New Zealand during the Year 1881—continued.

Office.	Money Orders.					Savings Bank.						
	Issued.			Paid.		New Accounts Opened.	Deposits.		Accounts Closed.	Withdrawals.		
	No.	Commission.	Amount.	No.	Amount.		No.	Amount.		No.	Amount.	
<b>OAMARU—contd.</b>		£ s. d.	£ s. d.		£ s. d.			£ s. d.			£ s. d.	
Hampden ...	240	8 18 10	704 4 3	146	446 7 11	21	74	1,010 19 0	7	28	275 15 6	
Herbert ...	200	7 4 6	640 0 2	48	196 2 5	15	44	215 7 5	...	17	180 4 0	
Kakanui ...	196	8 7 0	773 10 7	38	168 18 3	26	117	450 13 9	2	9	140 14 4	
<b>THAMES</b>	1,709	95 9 6	5,815 9 6	1,272	4,365 11 6	580	2,874	24,692 19 9	225	1,476	20,424 11 6	
<b>TIMARU</b>	3,368	214 15 4	11,897 13 9	1,847	5,588 2 10	650	2,916	29,372 9 8	521	1,725	25,927 3 2	
Geraldine ...	508	26 7 8	1,482 16 6	115	420 6 6	43	195	1,712 14 5	30	66	749 7 10	
St. Andrew ...	7	0 4 6	16 8 3	1	4 0 0	7	17	54 2 0	...	...	...	
Temuka ...	601	29 0 8	1,770 17 8	229	706 13 6	79	240	3,886 13 7	34	102	2,970 13 4	
Waimate ...	1,137	50 1 8	3,106 6 9	339	1,174 5 7	100	441	3,200 18 1	45	152	1,303 18 5	
<b>WANGANUI</b>	3,051	168 10 8	10,046 7 6	2,799	8,346 13 7	649	3,140	26,341 15 1	366	1,759	24,680 12 4	
Bull's ...	494	24 14 0	1,480 7 7	180	624 16 7	37	117	775 3 11	12	44	201 17 3	
Hawera ...	1,165	58 9 2	3,640 1 3	392	1,303 14 8	119	482	9,849 19 11	46	183	5,318 2 10	
Manutahi ...	90	5 5 0	341 3 10	16	32 11 0	25	100	290 1 4	9	20	139 4 1	
Marton ...	607	25 7 8	1,597 11 8	481	1,247 4 4	106	422	2,361 2 2	22	83	1,174 16 10	
Normanby ...	442	20 7 4	1,577 11 10	106	493 16 6	44	136	2,651 1 10	22	46	1,057 14 6	
Patea ...	955	55 3 2	3,278 17 7	521	1,758 10 7	95	361	5,164 5 8	47	134	3,924 2 10	
Turakina ...	241	12 11 8	830 15 3	101	392 4 1	50	259	886 8 6	7	31	380 7 0	
Waitotara ...	155	7 6 6	596 8 4	36	128 13 10	8	21	393 16 0	2	4	29 0 2	
Waverley ...	294	14 10 8	864 1 10	144	531 14 1	11	60	631 5 1	2	21	475 18 3	
<b>WELLINGTON</b>	11,362	610 0 4	30,464 5 2	13,494	46,768 12 3	1,824	12,731	126,139 8 3	1,552	8,332	105,515 15 4	
Carterton ...	463	20 7 2	1,376 19 4	205	615 13 3	121	506	2,099 13 4	30	86	1,080 15 8	
Castlepoint ...	98	5 3 0	343 13 4	14	68 13 0	6	22	329 7 0	1	1	7 11 3	
Chatham Islands	55	2 12 6	239 7 10	2	9 14 6	...	...	...	...	...	...	
Featherston ...	346	15 14 8	917 7 10	173	468 9 9	28	117	852 17 0	27	55	663 8 1	
Feilding ...	923	41 9 8	2,886 3 8	431	1,479 5 4	150	699	1,825 9 7	33	92	1,098 16 1	
Foxton ...	517	27 9 0	1,428 9 8	284	937 15 3	28	165	1,111 16 9	27	80	866 13 0	
Greytown ...	490	21 16 0	1,412 0 4	324	914 14 3	155	709	2,786 14 0	33	102	1,170 16 7	
Halcombe ...	286	9 12 10	672 8 10	126	455 12 0	37	106	313 6 8	7	27	518 15 9	
Hutt ...	255	14 10 0	1,124 5 6	183	542 3 5	58	325	3,644 13 6	17	68	770 14 10	
Kaitoke ...	73	2 4 8	194 9 7	34	71 0 0	4	29	226 7 0	1	4	37 5 1	
Masterton ...	1,192	54 14 6	3,541 12 0	739	2,416 15 3	123	495	5,152 8 11	49	141	2,754 16 6	
Otaki ...	357	19 0 6	1,577 15 6	101	394 8 2	50	279	656 3 0	11	48	625 11 0	
Palmerston North	1,049	45 17 6	2,755 4 0	694	2,054 13 2	62	249	3,470 0 6	31	113	1,862 16 3	
Sanson ...	214	8 2 4	469 1 7	108	495 17 9	43	193	650 1 7	11	28	412 9 10	
Te Nui ...	217	11 8 8	878 12 7	16	57 1 7	35	124	458 2 0	7	23	263 14 5	
Upper Hutt ...	210	8 4 2	804 14 11	79	278 17 6	22	67	564 15 0	13	28	255 2 1	
Woodville ...	363	13 6 8	1,113 1 7	143	628 18 8	50	202	559 11 0	6	25	349 16 0	
<b>WESTPORT</b>	875	51 14 2	3,140 15 0	541	2,242 16 2	185	777	8,471 17 7	88	266	4,950 1 11	
Charleston ...	393	22 2 8	1,289 0 7	114	327 9 1	30	162	1,486 5 11	12	39	895 8 11	
Longford ...	176	15 18 4	887 5 4	15	73 15 4	...	...	...	...	3	70 0 0	
Lyell ...	807	54 19 2	4,613 17 1	101	457 5 3	35	112	1,409 15 9	11	33	953 14 10	
<b>Totals</b>	135,556	7,582 8 5	452,182 7 8	107,406	353,330 16 11	25,059	125,855	1,189,012 2 7	12,718	60,137	902,195 1 8	

Table No. 4.

STATEMENT of the Business of the Post Office Savings Banks in New Zealand, Year by Year, from the Date of their Establishment to the 31st December, 1881.

Postal Districts.	Number of Post Office Savings Banks Open at the Close of the Year.	Number of Deposits received during the Year.	Total Amount of Deposits received during the Year.	Average Amount of each Deposit received during the Year.	Number of Withdrawals during the Year.	Total Amount of Withdrawals during the Year.	Average Amount of each Withdrawal during the Year.	Excess of Deposits over Withdrawals during the Year.	Excess of Withdrawals over Deposits during the Year.	Cost of Management during the Year.	Average Cost of each Transaction, Deposit, or Withdrawal.	Number of Accounts Opened during the Year.	Number of Accounts Closed during the Year.	Number of Accounts remaining Open at Close of the Year.	Total Amount of Credit to all open Accounts, inclusive of Interest to the Close of the Year.	Average Amount standing to the Credit of each open Account at the Close of the Year.
		£ s. d.	£ s. d.	£ s. d.	£ s. d.	£ s. d.	£ s. d.	£ s. d.	£ s. d.	£ s. d.	s. d.	£ s. d.	£ s. d.	£ s. d.	£ s. d.	£ s. d.
Auckland	44	13,637	169,139	12 8 1	7,062	18,133	16 14 6	51,006 1 11	...	...	...	2,871	1,456	6,423	171,485	1 26 14 0
Blenheim	1	1,679	22,594	12 4 3	922	14,857	16 2 3	5,646 16 4	...	...	...	343	205	949	25,297 6 7	26 13 0
Christchurch	21	25,832	276,505	10 14 1	13,483	253,266	15 4 2	71,239 4 1	...	...	...	5,103	2,580	11,255	275,026 4 5	24 8 8
Dunedin	29	39,417	223,746	6 18 0	12,854	181,440	14 2 3	43,306 3 11	...	...	...	6,177	2,672	10,789	228,937 15 0	21 4 5
Gisborne	1	712	6,756	6 9 9	189	24,821	13 2 8	4,273 19 8	...	...	...	246	49	107	4,365 0 22	4 3 2
Greymouth	5	1,974	28,236	14 6 2	980	19,551	13 2 8	8,085 4 8	...	...	...	387	247	1,189	33,816 13 8	28 8 10
Hokitika	4	1,499	11,660	7 15 7	660	10,207	15 9 6	1,453 6 10	...	...	...	353	165	772	17,653 14 5	22 17 4
Invercargill	15	4,259	41,899	8 9 16	1,973	29,434	14 5 18	12,465 4 3	...	...	...	1,004	491	1,813	46,042 15 0	25 7 11
Napier	11	4,213	38,787	6 8 0	2,083	33,162	15 18 6	5,625 4 9	...	...	...	779	521	1,753	41,241 0 4	23 10 6
Nelson	9	4,793	38,889	5 8 13	1,574	26,115	16 11 10	7,773 17 10	...	...	...	969	205	2,023	48,081 12 0	23 15 4
New Plymouth	4	2,575	35,594	17 9 16	1,508	27,740	8 2 18	7,854 9 7	...	...	...	569	340	1,126	33,448 9 11	20 13 9
Oamaru	5	2,409	22,818	0 11 9	1,499	19,322	11 5 13	3,495 0 6	...	...	...	609	430	879	22,991 13 2	20 3 2
Timaru	1	2,874	24,692	19 9 8	1,476	20,424	11 6 13	4,268 8 3	...	...	...	580	225	1,522	35,054 14 10	23 0 8
Timaru	5	3,815	38,226	17 9 10	2,045	39,951	2 9 15	7,275 15 0	...	...	...	879	630	1,339	33,314 9 7	24 17 7
Wanganui	10	5,098	49,344	19 6 9	2,325	37,981	16 1 16	11,263 3 5	...	...	...	1,144	535	1,784	42,661 5 0	23 18 3
Wellington	18	17,018	150,840	15 1 8	9,253	118,254	17 9 12	32,585 17 4	...	...	...	2,796	1,856	6,658	159,856 4 3	24 0 2
Westport	4	1,051	11,307	19 3 10	341	6,869	5 8 20	4,498 13 7	...	...	...	250	111	537	13,533 17 6	25 4 1
Totals for Colony in 1881...	190	125,855	1,189,012	2 7 9	8 11	902,195	1 8 15	286,817 0 11	...	...	...	25,059	12,718	51,008	1,232,787 16 9	24 3 4
" 1880...	178	81,660	864,441	18 10 10	10 11	780,504	13 4 13	83,937 5 6	...	...	...	16,137	12,217	38,667	903,795 16 10	23 7 6
" 1879...	165	71,865	812,399	11 11 11	11 6 1	876,180	19 3 16	...	63,781 7 4	...	...	15,401	12,780	34,747	787,008 19 0	22 12 11
" 1878...	147	69,908	762,084	12 11 10	10 18 0	742,053	14 3 17	20,030 17 9	...	...	...	13,005	9,634	28,761	819,071 8 2	25 9 9
" 1877...	138	60,953	681,294	13 2 11	3 6	667,023	7 5 16	14,271 5 9	...	...	...	11,235	8,501	28,761	767,375 17 8	26 13 7
" 1876...	124	57,295	664,134	12 6 11	11 9	696,281	7 4 17	...	32,146 14 10	...	...	11,255	9,472	26,117	723,910 17 5	27 14 4
" 1875...	119	56,129	657,653	4 0 11	14 4	729,759	17 9 19	...	72,106 13 9	...	...	11,273	8,681	24,334	727,295 7 8	27 19 9
" 1874...	103	52,627	609,249	14 3 13	5 8	620,155	8 9 20	79,094 5 6	...	...	...	10,346	7,336	21,742	770,836 18 0	35 9 0
" 1873...	97	39,223	580,542	5 5 14	16 2	435,908	3 5 20	154,634 2 1	...	...	...	7,382	3,816	17,132	664,807 5 10	36 2 5
" 1872...	92	31,681	430,877	0 13 12	0	313,176	7 11 18	117,700 12 1	...	...	...	6,205	3,188	13,566	490,006 7 0	36 2 5
" 1871...	81	24,642	312,338	18 4 12	6	261,347	16 3 17	59,991 2 1	...	...	...	4,615	2,383	10,549	357,654 14 6	33 18 1
" 1870...	70	20,489	264,328	5 7 12	18 0	209,509	13 2 17	54,818 12 5	...	...	...	4,304	2,277	8,317	295,372 1 7	35 10 3
" 1869...	59	17,133	240,898	5 0 14	1 2	180,518	4 1 10	60,380 1 8	...	...	...	3,839	1,801	6,290	231,311 5 1	36 15 5
" 1868...	55	13,014	194,535	11 6 14	18 11	167,094	17 3 16	87,440 14 3	...	...	...	3,282	1,186	4,252	163,518 15 7	38 9 1
Totals for Colony from 1st Feb. to 31st Dec. 1867 ...	46	6,977	96,372	7 10 13	16 3	26,415	18 9 13	69,956 9 1	...	...	...	2,520	364	2,156	71,107 14 1	33 0 5

Table No. 5.

BALANCE-SHEET of New Zealand Post Office Account for the Year ended the 31st December, 1881.

	Balances on 1st January, 1881.		Transactions.		Balances on 31st December, 1881.	
	Cr.	Dr.	Cr.	Dr.	Cr.	Dr.
<b>MONEY ORDER ACCOUNTS:—</b>	£ s. d.	£ s. d.	£ s. d.	£ s. d.	£ s. d.	£ s. d.
Money orders ... ..	9,908 1 3	...	485,124 9 1	484,339 10 0	10,693 0 4	...
Commission ... ..	...	807 13 7	1,771 1 2	1,232 17 5	...	269 9 10
United Kingdom ... ..	31,771 6 6	...	91,147 16 0	100,382 16 11	22,536 5 7	...
Victoria ... ..	826 15 8	...	24,033 2 6	23,681 5 0	1,178 13 2	...
South Australia ... ..	211 15 9	...	1,545 3 7	1,709 4 1	47 15 3	...
New South Wales ... ..	...	131 11 3	11,558 4 5	13,069 3 10	...	1,642 10 8
Queensland ... ..	...	156 11 1	1,238 3 0	1,977 16 5	3 15 6	...
Tasmania ... ..	115 10 6	...	2,803 16 11	3,298 7 4	...	378 19 11
Western Australia ... ..	...	52 10 0	93 3 3	73 15 0	...	33 1 9
<b>SAVINGS BANK ACCOUNTS:—</b>						
Deposits and withdrawals ... ..	903,765 16 10	...	1,231,217 1 7	902,195 1 8	1,232,787 16 9	...
Transfers ... ..	271 2 11	...	58,900 4 7	58,829 19 5	341 8 1	...
<b>TELEGRAPH ACCOUNTS:—</b>						
Receipts ... ..	...	...	99,661 10 5	97,566 12 3	2,094 18 2	...
New South Wales ... ..	...	...	15,608 9 9	15,407 16 9	200 13 0	...
New Zealand and Australian Cable ... ..	...	...	7,806 3 4	7,675 18 1	130 5 3	...
<b>REVENUE ACCOUNTS:—</b>						
Postage-stamps ... ..	37,614 3 5	...	124,527 15 10	121,078 8 8	41,063 10 7	...
Postal Guides ... ..	0 12 0	...	355 18 0	356 6 6	0 3 6	...
Private-box and bag rents ... ..	...	...	3,404 8 6	3,404 8 6	...	...
Miscellaneous revenue ... ..	...	...	4,237 16 4	4,237 16 4	...	...
Postal revenue—total ... ..	718 19 10	...	156,606 14 9	154,024 12 9	3,301 1 10	...
<b>GENERAL ACCOUNTS:—</b>						
Post Office Account ... ..	...	57,836 19 3	759,512 3 5	797,642 15 3	...	95,967 11 1
Postmasters and Telegraphists ... ..	...	52,106 18 11	1,997,174 4 11	2,006,461 9 11	...	61,394 3 11
Investments ... ..	...	837,617 0 5	8,893 6 6	300,000 0 0	...	1,128,723 13 11
Accrued interest on investments ... ..	...	6,666 6 9	6,669 6 9	6,699 0 10	...	6,699 0 10
Advances to Treasury for payment of foreign money orders ... ..	...	31,883 11 1	30,787 7 7	22,000 0 0	...	23,096 3 6
Commission on postage stamps ... ..	...	87 9 9	1,114 11 7	1,101 1 10	...	74 0 0
Gratuities for carriage of mails ... ..	...	103 18 7	3,145 18 2	3,176 8 8	...	134 9 1
Miscellaneous expenses ... ..	...	117 17 3	1,470 13 7	1,410 15 7	...	57 19 3
License fees ... ..	5 0 0	...	1,010 17 6	1,009 17 6	6 0 0	...
Property-tax ... ..	...	...	41,266 6 5	41,266 6 5	...	...
Profit and loss ... ..	2,359 3 3	...	56,457 2 6	54,730 9 0	4,085 16 9	...
<b>Total ... ..</b>	<b>987,568 7 11</b>	<b>987,568 7 11</b>	<b>5,229,140 1 11</b>	<b>5,229,140 1 11</b>	<b>1,318,471 3 9</b>	<b>1,318,471 3 9</b>

Table No. 6.

SECURITIES, &amp;c., standing in the Name of the Postmaster-General, on Account of the Post Office Savings Bank Fund, on the 31st December, 1881.

Description of Securities, &c.	Nominal Value.	Value at Cost Price.	Interest and Dividends accrued, but not received, at End of the Year.
	£ s. d.	£ s. d.	£ s. d.
Consolidated Loan, 4 per cents. ... ..	13,000 0 0	12,480 0 0	109 13 11
Westland 5 per cents. ... ..	50,000 0 0	50,800 0 0	527 7 11
Immigration and Public Works, 1870, 4 per cents. ... ..	173,200 0 0	166,272 0 0	1,461 10 4
" " 4½ per cents. ... ..	14,900 0 0	14,527 10 0	141 8 11
Waimakariri River Bonds, 6 per cents. ... ..	4,500 0 0	4,500 0 0	44 7 8
General Purposes Loan, 5 per cents. ... ..	142,600 0 0	142,600 0 0	898 11 5
" " 4 per cents. ... ..	5,200 0 0	4,342 0 0	43 17 7
Defence Loan, 4 per cents. ... ..	75,000 0 0	72,000 0 0	632 17 6
" 4½ per cents. ... ..	5,000 0 0	5,000 0 0	...
Oamaru Harbour Mortgages, 5½ per cents. ... ..	34,000 0 0	34,000 0 0	783 17 3
Patea Mortgages, 6 per cents. ... ..	112 8 7	112 8 7	...
North Otago, 5 per cents. ... ..	8,900 0 0	8,900 0 0	90 8 2
Treasury Bills, 3½d per cent. per diem, Extended Currency Act, 1876 ... ..	45,000 0 0	45,000 0 0	386 0 4
" " " Act, 1879 ... ..	165,600 0 0	165,600 0 0	...
" " " 1880 ... ..	159,200 0 0	159,200 0 0	...
Deficiency Bills, 5 per cents. ... ..	175,700 0 0	175,700 0 0	...
New Zealand 10-40 Loan, 5 per cents. ... ..	44,000 0 0	44,689 15 4	729 6 4
North Rakaia River Bonds, 6 per cents. ... ..	6,000 0 0	6,000 0 0	15 15 7
" " " " ... ..	2,000 0 0	2,000 0 0	29 18 5
Patea Harbour Debentures, 7 per cents. ... ..	10,000 0 0	10,000 0 0	101 12 8
Oamaru Town Corporation Debentures, 7 per cents. ... ..	5,000 0 0	5,000 0 0	132 6 6
Post Office Account ... ..	...	...	570 0 4
<b>Total ... ..</b>	<b>1,138,912 8 7</b>	<b>1,128,723 13 11</b>	<b>6,699 0 10</b>

Table No. 7.—SAN FRANCISCO MAIL SERVICE.

STATEMENT showing the Number of Days occupied in the Delivery of Mails between London and the under-mentioned Places by the San Francisco Mail Service.

OUTWARD VIA SAN FRANCISCO.

AUCKLAND.			WELLINGTON.			DUNEDIN.			SYDNEY.			MELBOURNE.		
Date of Despatch from London.	Date of Arrival in Auckland.	No. of Days.	Date of Despatch from London.	Date of Arrival in Wellington.	No. of Days.	Date of Despatch from London.	Date of Arrival in Dunedin.	No. of Days.	Date of Despatch from London.	Date of Arrival in Sydney.	No. of Days.	Date of Despatch from London.	Date of Arrival in Melbourne.	No. of Days.
1881.	1881.		1881.	1881.		1881.	1881.		1881.	1881.		1881.	1881.	
February 24	April 4	39	February 24	April 7	42	February 24	April 9	44	February 24	April 9	44	February 24	April 11	46
March 24	May 3	40	March 24	May 6	43	March 24	May 7	44	March 24	May 8	45	March 24	May 10	47
April 21	May 29	38	April 21	June 1	41	April 21	June 2	42	April 21	June 3	43	April 21	June 6	46
May 19	June 26	38	May 19	June 29	41	May 19	June 30	42	May 19	July 1	43	May 19	July 3	45
June 16	July 25	39	June 16	July 26	40	June 16	July 28	42	June 16	July 30	44	June 16	August 1	46
July 14	August 24	41	July 14	August 26	43	July 14	August 27	44	July 14	August 29	46	July 14	August 30	47
August 11	September 18	38	August 11	September 19	39	August 11	September 21	41	August 11	September 22	42	August 11	September 25	45
September 8	October 16	38	September 8	October 18	40	September 8	October 20	42	September 8	October 21	43	September 8	October 24	46
October 6	November 12	37	October 6	November 14	39	October 6	November 16	41	October 6	November 16	41	October 6	November 18	43
November 3	December 14	41	November 3	December 16	43	November 3	December 17	44	November 3	December 19	46	November 3	December 21	48
December 1	1882.		December 1	1882.		December 1	1882.		December 1	1882.		December 1	1882.	
December 29	January 6	39	December 29	January 9	42	December 29	January 10	43	December 29	January 11	44	December 29	January 13	46
1882.	1882.		1882.	1882.		1882.	1882.		1882.	1882.		1882.	1882.	
January 26	February 9	42	January 26	February 12	45	January 26	February 13	46	January 26	February 14	47	January 26	February 16	49
February 23	April 4	40	February 23	April 5	41	February 23	April 6	42	February 23	April 9	45	February 23	April 11	47
Maximum	...	42	...	...	45	...	...	46	...	...	47	...	...	49
Minimum	...	37	...	...	39	...	...	41	...	...	41	...	...	43
Average	...	39.36	...	...	41.57	...	...	42.93	...	...	44.21	...	...	46.36

HOMeward VIA SAN FRANCISCO.

MELBOURNE.			SYDNEY.			DUNEDIN.			WELLINGTON.			AUCKLAND.		
Date of Despatch from Melbourne.	Date of Arrival in London.	No. of Days.	Date of Despatch from Sydney.	Date of Arrival in London.	No. of Days.	Date of Despatch from Dunedin.	Date of Arrival in London.	No. of Days.	Date of Despatch from Wellington.	Date of Arrival in London.	No. of Days.	Date of Despatch from Auckland.	Date of Arrival in London.	No. of Days.
1880.	1881.		1880.	1881.		1880.	1881.		1881.	1881.		1881.	1881.	
December 28	February 20	54	December 30	February 20	52	December 31	February 20	51	January 2	February 20	49	January 4	February 20	47
1881.	1881.		1881.	1881.		1881.	1881.		1881.	1881.		1881.	1881.	
January 25	March 14	48	January 27	March 14	46	January 29	March 14	44	January 30	March 14	43	February 2	March 14	40
February 23	April 23	59	February 24	April 23	58	February 26	April 23	56	February 27	April 23	55	March 1	April 23	53
March 22	May 7	46	March 24	May 7	44	March 26	May 7	42	March 27	May 7	41	March 29	May 7	39
April 19	June 5	47	April 21	June 5	45	April 23	June 5	43	April 24	June 5	42	April 26	June 5	40
May 17	July 2	46	May 19	July 2	44	May 21	July 2	42	May 22	July 2	41	May 24	June 5	39
June 14	July 31	47	June 16	July 31	45	June 18	July 31	43	June 19	July 31	42	June 22	July 31	39
July 12	August 26	45	July 14	August 26	43	July 16	August 26	41	July 17	August 26	40	July 19	August 26	38
August 9	September 23	45	August 11	September 23	43	August 13	September 23	41	August 14	September 23	40	August 16	September 23	38
September 6	October 21	45	September 8	October 21	43	September 10	October 21	41	September 11	October 21	40	September 13	October 21	38
October 4	November 18	45	October 6	November 18	43	October 8	November 18	41	October 9	November 18	40	October 11	November 18	38
November 2	December 17	45	November 3	December 17	44	November 5	December 17	42	November 6	December 17	41	November 8	December 17	39
1882.	1882.		1882.	1882.		1882.	1882.		1882.	1882.		1882.	1882.	
November 30	January 14	45	December 1	January 14	44	December 3	January 14	42	December 4	January 14	41	December 6	January 14	39
December 28	February 12	46	December 29	February 12	45	December 31	February 12	43	January 1	February 12	42	January 3	February 12	40
Maximum	...	59	...	...	58	...	...	56	...	...	55	...	...	53
Minimum	...	45	...	...	43	...	...	41	...	...	40	...	...	38
Average	...	47.36	...	...	45.64	...	...	43.71	...	...	42.64	...	...	40.5

Table No. 8.—GALLE AND BRINDISI MAIL SERVICE.

STATEMENT showing the Number of Days occupied in the Delivery of Mails between London and the under-mentioned Places by the Mail Service *via* Galle and Brindisi.OUTWARD *VIA* BRINDISI AND GALLE.

MELBOURNE.			SYDNEY.			BLUFF.			DUNEDIN.			WELLINGTON.			AUCKLAND.		
Date of Despatch from London.	Date of Arrival in Melbourne.	No. of Days.	Date of Despatch from London.	Date of Arrival in Sydney.	No. of Days.	Date of Despatch from London.	Date of Arrival at Bluff.	No. of Days.	Date of Despatch from London.	Date of Arrival in Dunedin.	No. of Days.	Date of Despatch from London.	Date of Arrival in Wellington.	No. of Days.	Date of Despatch from London.	Date of Arrival in Auckland.	No. of Days.
1881. Jan. 28	1881. March 9	40	1881. Jan. 28	1881. March 11	42	1881. Jan. 28	1881. March 20	51	1881. Jan. 28	1881. March 21	52	1881. Jan. 28	1881. March 25	56	1881. Jan. 28	1881. March 29	60
Feb. 11	March 21	38	Feb. 11	March 23	40	Feb. 11	March 28	45	Feb. 11	March 29	46	Feb. 11	April 2	50	Feb. 11	April 7	55
Feb. 25	April 6	40	Feb. 25	April 6	40	Feb. 25	April 10	44	Feb. 25	April 11	45	Feb. 25	April 14	48	Feb. 25	April 18	52
March 11	April 20	40	March 11	April 20	40	March 11	April 25	45	March 11	April 26	46	March 11	April 29	49	March 11	May 3	53
March 25	May 5	41	March 25	May 5	41	March 25	May 10	46	March 25	May 10	46	March 25	May 14	50	March 25	May 18	54
April 8	May 20	42	April 8	May 20	42	April 8	May 30	52	April 8	May 30	52	April 8	June 1	54	April 8	June 6	59
April 22	June 1	40	April 22	June 1	40	April 22	June 6	45	April 22	June 6	45	April 22	June 11	50	April 22	June 15	54
May 6	June 16	41	May 6	June 16	41	May 6	June 20	45	May 6	June 20	45	May 6	June 23	48	May 6	June 27	52
May 20	June 28	39	May 20	June 28	39	May 20	July 4	45	May 20	July 4	45	May 20	July 6	47	May 20	July 11	52
June 3	July 14	41	June 3	July 14	41	June 3	July 17	44	June 3	July 18	45	June 3	July 20	47	June 3	July 25	52
June 17	July 27	40	June 17	July 27	40	June 17	August 1	45	June 17	August 1	45	June 17	August 4	48	June 17	August 8	52
July 1	August 10	40	July 1	August 10	40	July 1	August 16	46	July 1	August 16	46	July 1	August 19	49	July 1	August 23	53
July 15	August 24	40	July 15	August 24	40	July 15	August 29	45	July 15	August 29	45	July 15	Sept. 2	49	July 15	Sept. 5	52
July 29	Sept. 8	41	July 29	Sept. 8	41	July 29	Sept. 13	46	July 29	Sept. 13	46	July 29	Sept. 16	49	July 29	Sept. 19	52
August 12	Sept. 21	40	August 12	Sept. 21	40	August 12	Sept. 27	46	August 12	Sept. 27	46	August 12	Sept. 30	49	August 12	Oct. 3	52
August 26	October 4	39	August 26	October 4	39	August 26	October 10	45	August 26	October 10	45	August 26	October 12	47	August 26	Oct. 16	51
Sept. 9	October 18	39	Sept. 9	October 18	39	Sept. 9	October 25	46	Sept. 9	October 26	47	Sept. 9	October 28	49	Sept. 9	Oct. 31	52
Sept. 23	Nov. 1	39	Sept. 23	Nov. 1	39	Sept. 23	Nov. 4	42	Sept. 23	Nov. 4	42	Sept. 23	Nov. 6	44	Sept. 23	Nov. 8	46
Oct. 7	Nov. 16	40	Oct. 7	Nov. 16	40	Oct. 7	Nov. 21	45	Oct. 7	Nov. 22	46	Oct. 7	Nov. 23	47	Oct. 7	Nov. 28	52
Oct. 21	Nov. 29	39	Oct. 21	Nov. 29	39	Oct. 21	Dec. 5	45	Oct. 21	Dec. 5	45	Oct. 21	Dec. 9	49	Oct. 21	Dec. 12	52
Nov. 4	Dec. 13	39	Nov. 4	Dec. 13	39	Nov. 4	Dec. 19	45	Nov. 4	Dec. 20	46	Nov. 4	Dec. 23	49	Nov. 4	Dec. 27	53
Nov. 18	Dec. 30	42	Nov. 18	Dec. 30	42	Nov. 18	1882. Jan. 2	45	Nov. 18	1882. Jan. 3	46	Nov. 18	1882. Jan. 5	48	Nov. 18	1882. Jan. 8	51
Dec. 2	1882. Jan. 14	43	Dec. 2	1882. Jan. 14	43	Dec. 2	Jan. 20	49	Dec. 2	Jan. 21	50	Dec. 2	Jan. 22	51	Dec. 2	Jan. 30	59
Dec. 16	Jan. 27	42	Dec. 16	Jan. 27	42	Dec. 16	Feb. 7	53	Dec. 16	Feb. 8	54	Dec. 16	Feb. 10	56	Dec. 16	Feb. 13	59
Dec. 30	Feb. 7	39	Dec. 30	Feb. 7	39	Dec. 30	Feb. 13	45	Dec. 30	Feb. 13	45	Dec. 30	Feb. 17	49	Dec. 30	Feb. 20	52
1882. Jan. 13	Feb. 25	43	1882. Jan. 13	Feb. 25	43	1882. Jan. 13	March 2	48	1882. Jan. 13	March 2	48	1882. Jan. 13	March 5	51	1882. Jan. 13	March 13	59
Maximum	...	41	...	...	43	...	...	53	...	...	54	...	...	56	...	...	60
Minimum	...	36	...	...	39	...	...	42	...	...	42	...	...	44	...	...	46
Average	...	38.38	...	...	40.42	...	...	46.5	...	...	46.5	...	...	49.35	...	...	53.46

Table No. 9.—GALLE AND BRINDISI MAIL SERVICE—continued.

STATEMENT showing the Number of Days occupied in the Delivery of Mails between London and the under-mentioned Places by the Mail Service *viâ* Galle and Brindisi—continued; (and also per Orient Line *viâ* Naples or Brindisi).

HOMEWARD <i>VIA</i> GALLE AND BRINDISI.									
BLUFF.					SYDNEY.				
Per Orient Line <i>viâ</i> Naples or Brindisi.					<i>Via</i> Galle and Brindisi.				
Date of Despatch from Bluff.	Date of Arrival in London.	No. of Days.	Date of Despatch from Bluff.	Date of Arrival in London.	No. of Days.	Date of Despatch from Sydney.	Date of Arrival in London.	No. of Days.	
1880. December 17	1881. February 1	46	1881. January 13	1881. February 28	...	1881. January 5	1881. February 16	42	
1881. ... ..	... ..	...	February ...	February ...	46	January 17	February 28	42	
... ..	... ..	...	February ...	March ...	...	January 31	March 14	42	
... ..	... ..	...	February ...	March ...	46	February 14	March 29	43	
... ..	... ..	...	February ...	March ...	...	February 28	April 11	42	
... ..	... ..	...	February ...	March ...	...	March 14	April 25	42	
March 18	May 5	48	... ..	... ..	...	March 28	May 9	42	
April 2	May 16	44	... ..	... ..	...	April 8	May 23	45	
April 15	June 4	50	April ...	June 7	60	April 22	June 2	46	
... ..	... ..	...	April ...	June ...	...	May 7	June 22	46	
May 13	July 1	49	... ..	... ..	...	May 21	July 5	45	
June 3	July 24	51	... ..	... ..	...	June 4	July 19	45	
June 17	August 6	50	June ...	August ...	53	June 18	August 2	45	
July 2	August 18	47	June ...	August 2	53	July 2	August 16	45	
... ..	... ..	...	July ...	August 16	50	July 16	August 30	44	
July 15	September 1	48	August ...	September 25	...	July 30	September 11	43	
August 12	September 29	48	August 5	September 10	51	August 13	September 25	43	
August 27	October 18	52	August 20	October 10	51	August 27	October 10	44	
September 9	October 31	52	September 2	October 24	52	September 10	October 24	44	
September 21	November 7	47	September 21	November 7	47	September 26	November 7	42	
October 14	November 28	45	October 3	November 21	49	October 10	November 21	42	
October 26	December 11	46	October ...	November ...	...	October 24	December 4	41	
... ..	... ..	...	November 4	December 18	44	November 7	December 18	41	
November 19	1882. January 10	52	November ...	1882. January 18	...	November 21	1882. January 2	42	
November 25	January 23	54	November 25	January ...	54	December 5	January 18	44	
December 3	January 18	51	... ..	... ..	...	December 19	January 29	41	
December 16	January 29	44	... ..	... ..	...	... ..	... ..	...	
Maximum	... ..	54	... ..	... ..	60	... ..	... ..	46	
Minimum	... ..	44	... ..	... ..	44	... ..	... ..	41	
Average	... ..	48·63	... ..	... ..	50·46	... ..	... ..	43·19	
									43 39 40·73

Table No. 10.

NUMBER and Value of Postage-stamps, Post-cards, and Newspaper-wrappers Printed during the Years 1877, 1878, 1879, 1880, and 1881.

Denomination.	1877.		1878.		1879.		1880.		1881.	
	Number.	Value.	Number.	Value.	Number.	Value.	Number.	Value.	Number.	Value.
		£ s. d.		£ s. d.		£ s. d.		£ s. d.		£ s. d.
At five shillings	...	...	47,520	11,880 0 0	...	...	...	...	...	...
At two shillings	...	...	46,800	4,680 0 0	...	...	...	...	...	...
At one shilling	...	...	...	...	323,040	16,152 0 0	...	...	...	...
At sixpence	61,200	1,530 0 0	...	...	1,031,040	25,776 0 0	746,880	18,672 0 0	962,400	24,060 0 0
At fourpence	...	...	...	...	386,160	6,436 0 0	...	...	504,960	8,416 0 0
At threepence	...	...	...	...	...	...	...	...	...	...
At twopence	7,529,040	62,742 0 0	6,416,880	53,474 0 0	6,895,440	57,462 0 0	8,962,320	74,686 0 0	6,372,240	53,102 0 0
At one penny	4,582,280	19,097 0 0	1,835,040	7,646 0 0	7,887,120	32,863 0 0	1,447,200	6,030 0 0	6,106,320	25,443 0 0
At one halfpenny	2,037,120	4,244 0 0	1,077,120	2,244 0 0	3,722,880	7,756 0 0	2,435,520	5,074 0 0	3,373,440	7,028 0 0
Post-cards	4,250	17 14 2	...	...	121,550	506 9 2	248,200	1,034 3 4	561,500	2,339 11 8
Newspaper-wrap- pers at one half- penny	...	...	509,238	*1,060 18 3	99,990	†208 6 3	236,502	‡492 14 3	199,386	§415 7 9
Totals	14,214,890	87,630 14 2	9,932,598	80,984 18 3	20,267,220	147,159 15 5	14,076,622	105,988 17 7	18,080,246	120,803 19 5

\* Exclusive of £117 17s. 7d., cost of paper and working expenses. † Exclusive of £23 2s. 11d., cost of paper and working expenses.  
‡ Exclusive of £54 14s. 11d., cost of paper and working expenses. § Exclusive of £46 3s. 1d., cost of paper and working expenses.

Table No. 11.

RETURN showing the several Subsidized Mail Steam Services, the date when Established, and also the Date each Terminated or Terminates.

Service.	Annual Subsidy.	Duration of Service.		Number of Voyages per Annum.	Mileage for Complete Voyage.	Cost per Mile.
		When Established.	When Terminated, or when Terminable.			
	£					£ s. d.
Auckland and San Francisco	32,500	Oct., 1875	Oct., 1883	13	11,916	0 4 5½
Melbourne and New Zealand	5,000	Sept., 1876	Feb., 1881	13	3,440	0 2 2½
Auckland and Fiji	2,080	June, 1880	June, 1882	13	2,334	0 1 4½
Auckland and Warkworth	280½	Aug., 1878	July, 1881	104	150	0 0 3
Auckland and Matakana				52		
Auckland, Waiwera, and Warkworth	250	Aug., 1881	Dec., 1882	104	90	0 0 3½
Auckland, Kawau, and Omaha				52		
Helensville and Dargaville	500	Jan., 1881	Three months' notice	104	300	0 0 2
Helensville and Matakoho				52		
Helensville and Port Albert	250	July, 1877	June, 1881	52	120	0 0 9½
Tauranga and Opotiki						
Westport and Karamea	300	Jan., 1881	Two months' notice	12	102	0 3 8
Greymouth, Hokitika, and Southern Ports, &c.	600	Jan., 1881	July, 1881	4	1,213	0 2 5½
Hokitika and Jackson's Bay	300	Sept., 1881	Sept., 1882	4	310	0 4 10
Port Chalmers and Manukau	5,000	May, 1877	Oct., 1883	13	1,742	0 4 5
Manukau and Port Chalmers						

Table No. 12.

TABLE showing the Number of Officers employed in the several Chief Post Offices and Second-class Post Offices in the Colony during the Years 1880 and 1881.

Post Offices.	1881.						1880.					
	Chief Postmaster.	Postmasters.	Clerks.	Letter-carriers.	Messengers.	Shipping Officers.	Chief Postmaster.	Postmaster.	Clerks.	Letter-carriers.	Messengers.	Shipping Officers.
						Totals.						Totals.
Auckland	1	...	18	9	1	29	1	...	19	8	2	30
Russell	...	1	...	...	...	1	...	...	...	...	...	...
Thames	1	...	1	2	...	4	1	...	2	2	1	6
Onehunga	...	1	1	...	...	2	...	1	1	...	...	2
Tauranga	...	1	...	...	...	1	...	1	...	...	...	2
Gisborne	1	...	1	1	...	3	...	1	1	...	1	3
New Plymouth	1	...	2	1	...	4	1	...	2	1	...	4
Waitara	...	1	...	...	...	1	...	...	...	...	...	...
Napier	1	...	5	3	...	9	1	...	5	3	...	9
Port Ahuriri	...	1	...	...	...	1	...	1	...	...	...	1
Wellington	1	...	16	5	2	24	1	...	14	5	2	22
Wanganui	1	...	3	2	1	7	1	...	3	2	1	7
Nelson	1	...	3	2	1	7	1	...	3	2	1	7
The Port	...	1	...	...	...	1	...	1	...	...	...	1
Westport	1	...	1	1	...	3	1	...	1	1	...	3
Blenheim	1	...	2	...	...	3	1	...	1	1	...	3
Pictou	...	1	2	1	...	4	...	1	1	...	...	2
Kaikoura	...	1	...	...	...	1	...	1	...	...	...	1
Christchurch	1	...	18	8	1	28	1	...	18	9	1	29
Lyttelton	...	1	1	1	...	3	...	1	1	1	...	3
Akaroa	...	1	...	...	...	1	...	1	...	...	1	2
Timaru	1	...	3	2	1	7	1	...	4	2	1	8
Oamaru	1	...	3	2	1	7	1	...	4	2	1	8
Dunedin	1	...	18	12	2	33	1	...	19	11	2	33
Port Chalmers	...	1	1	1	...	3	...	1	1	1	...	3
Invercargill	1	...	7	2	1	11	1	...	7	2	1	11
Campbelltown	...	1	...	...	...	1	...	1	...	...	...	1
Hokitika	1	...	2	1	...	5	1	...	2	1	...	5
Greymouth	1	...	2	1	...	5	1	...	2	1	...	5
Chatham Islands	...	1	1	...	...	2	...	1	1	...	...	2
Totals	17	13	111	57	11	211	16	12	113	55	15	213



Table No. 13.

COMPARATIVE TABLE showing the Postal Revenue, and Number of Letters, Post-cards, Books, and Newspapers delivered and posted, within the several Postal Districts, during the Years 1870, 1875, 1880, and 1881.

Postal Districts.	Revenue.	Letters.		Post-cards.		Books.		Newspapers.	
		Delivered.	Posted.	Delivered.	Posted.	Delivered.	Posted.	Delivered.	Posted.
	£ s. d.								
Auckland—	1870	10,264 15 3	653,700	619,466	...	...	...	436,809	262,471
	1875	13,133 11 0	782,329	779,617	...	...	...	647,325	326,248
	1880	22,764 11 0	1,940,536	1,900,808	42,241	43,905	109,720	965,822	672,187
	1881	26,045 4 3	2,563,418	2,361,775	89,193	91,091	164,268	1,325,636	1,068,093
Thames—	1875	1,664 0 6	119,418	109,954	...	...	...	52,323	52,886
	1880	1,584 6 3	106,895	117,901	4,524	2,886	4,914	6,951	65,468
	1881	1,701 6 9	154,037	123,695	3,029	2,522	10,686	8,775	91,455
New Plymouth—	1870	593 6 4	30,767	28,320	...	...	...	27,315	15,308
	1875	1,815 9 5	97,040	89,469	...	...	...	72,462	49,632
	1880	1,987 16 7	168,549	145,589	8,017	13,104	14,499	11,137	124,644
	1881	2,607 9 11	197,717	174,421	10,712	12,558	17,446	6,708	156,364
Gisborne—	1881	1,212 18 4	124,267	82,290	1,040	799	9,087	6,302	113,022
Napier—	1870	1,476 14 2	72,744	76,553	...	...	...	61,963	54,157
	1875	4,076 19 8	186,993	230,973	...	...	...	128,480	150,750
	1880	7,225 13 3	377,979	446,697	5,599	7,505	35,438	38,957	261,785
	1881*	6,270 19 4	462,878	399,789	11,219	8,671	44,954	39,884	298,467
Wanganui—	1880	6,850 12 11	521,872	476,381	11,689	11,449	38,480	25,012	329,446
	1881	7,258 6 8	717,873	491,153	25,337	20,514	56,667	27,937	457,639
Wellington—	1870	12,674 5 3	354,815	336,375	...	...	...	262,631	216,621
	1875	51,050 5 8	802,950	922,177	...	...	...	596,768	470,650
	1880	58,386 9 0	1,590,897	1,658,436	25,679	27,395	109,191	187,131	585,836
	1881	54,682 15 7	1,977,417	1,319,266	31,525	28,470	107,905	190,398	539,617
Nelson—	1870	3,093 5 8	188,860	185,179	...	...	...	191,671	123,821
	1875	2,399 11 10	205,716	180,707	...	...	...	145,470	111,769
	1880	3,821 2 0	286,962	335,519	6,327	11,249	21,485	26,615	123,578
	1881	4,030 5 4	254,553	288,522	3,783	5,941	25,623	21,957	159,614
Westport—	1875	1,053 6 2	73,527	57,447	...	...	...	95,237	51,258
	1880	908 5 2	62,374	49,227	1,499	1,213	4,056	1,560	70,547
	1881	1,119 18 3	80,167	58,708	884	715	8,268	1,638	78,793
Greymouth—	1875	2,171 13 7	146,702	167,980	...	...	...	130,734	153,106
	1880	2,514 19 9	167,079	196,603	2,011	2,236	12,159	22,967	132,851
	1881	3,395 10 1	216,294	276,588	3,107	2,327	19,838	34,710	199,641
Hokitika—	1870	2,252 4 4	212,689	225,157	...	...	...	165,380	123,906
	1875	1,816 0 9	121,517	121,743	...	...	...	151,832	68,695
	1880	3,072 17 11	141,483	137,670	1,976	2,912	10,833	7,124	131,092
	1881	2,851 3 7	167,635	142,415	3,133	3,445	16,575	4,953	182,091
Blenheim—	1870	1,099 16 7	87,174	92,124	...	...	...	71,467	72,202
	1875	1,719 9 0	153,723	131,624	...	...	...	153,124	60,787
	1880	2,313 8 3	134,680	129,705	1,569	1,213	13,702	3,961	129,818
	1881	2,268 4 0	153,348	133,185	2,483	2,132	11,544	6,617	120,263
Christchurch—	1870	8,905 19 6	623,794	410,938	...	...	...	353,651	168,635
	1875	17,582 19 8	1,052,071	1,000,864	...	...	...	529,554	295,420
	1880	26,088 6 3	2,171,819	2,528,623	75,699	92,326	108,933	214,285	685,756
	1881	27,451 2 0	2,536,092	2,436,343	78,793	155,623	142,454	148,772	966,875
Timaru—	1880	7,259 19 2	479,423	534,369	15,719	17,342	23,573	20,609	170,213
	1881	6,855 12 10	577,803	532,662	29,614	15,951	62,218	21,853	248,729
Oamaru—	1880	3,735 6 5	331,977	315,432	5,911	8,797	19,604	12,255	176,939
	1881	3,924 19 7	329,134	307,086	7,891	7,462	29,848	20,163	208,572
Dunedin—	1870	13,667 14 1	711,479	578,299	...	...	...	582,593	558,799
	1875	20,891 5 9	1,106,168	1,343,748	...	...	...	1,142,015	872,706
	1880	32,837 8 7	1,916,001	2,308,696	42,224	77,393	110,327	1,105,693	1,252,281
	1881	28,364 2 11	2,345,720	2,234,505	53,846	112,047	155,740	1,279,551	1,157,991
Invercargill—	1870	1,758 15 2	82,910	74,536	...	...	...	113,454	26,808
	1875	3,121 5 9	205,249	238,145	...	...	...	181,133	120,913
	1880	7,453 17 1	564,486	579,800	13,823	13,459	36,755	26,017	371,705
	1881	7,770 18 4	730,327	606,788	26,585	20,098	57,057	33,800	523,913
Totals—	1870	55,780 18 3	3,018,932	2,626,947	...	...	...	2,266,934	1,622,728
	1875	122,495 18 9	5,053,403	5,374,448	...	...	...	4,026,457	2,784,820
	1880	188,804 19 7	10,963,012	11,861,456	264,507	334,384	673,660	999,781	5,651,270
	1881†	187,810 17 9	13,588,740	11,969,191	382,174	490,366	940,238	921,944	7,228,663

\* The Gisborne returns separated from those of Napier. † The official postage decreased by £5,717 19s. 4d., when compared with that of the previous year.

Table No. 14.

TABLE showing the estimated Number of Letters, Post-cards, Book-packets and Parcels, and Newspapers delivered and posted, within the several Postal Districts of New Zealand, during the Year ended 31st December, 1881.

Postal Districts.	Delivered.				Posted.			
	Letters.	Post-cards.	Books and Parcels.	Newspapers.	Letters.	Post-cards.	Books and Parcels.	Newspapers.
Auckland ... ..	2,563,418	89,193	164,268	1,325,636	2,361,775	91,091	148,798	1,068,093
Thames ... ..	154,037	3,029	10,686	91,455	123,695	2,522	8,775	91,026
New Plymouth ... ..	197,717	10,712	17,446	156,364	174,421	12,558	6,708	81,497
Gisborne ... ..	124,267	1,040	9,087	113,022	82,290	799	6,302	38,272
Napier ... ..	462,878	11,219	44,954	298,467	399,789	8,671	39,884	208,078
Wanganui ... ..	717,873	25,337	56,667	457,639	491,153	20,514	27,937	183,612
Wellington ... ..	1,977,417	31,525	107,965	818,038	1,319,266	28,470	190,398	539,617
Nelson ... ..	254,553	3,783	25,623	159,614	288,522	5,941	21,957	87,256
Westport ... ..	80,167	884	8,268	78,793	58,708	715	1,638	26,052
Greymouth ... ..	216,294	3,107	19,838	199,641	276,588	2,327	34,710	176,072
Hokitika ... ..	167,635	3,133	16,575	182,091	142,415	3,445	4,953	72,943
Blenheim ... ..	153,348	2,483	11,544	120,263	133,185	2,132	6,617	46,149
Christchurch ... ..	2,536,092	78,793	142,454	966,875	2,436,343	155,623	148,772	763,555
Timaru ... ..	577,863	29,614	62,218	248,729	532,662	15,951	21,853	140,881
Oamaru ... ..	329,134	7,891	29,848	208,572	307,086	7,462	20,163	101,179
Dunedin ... ..	2,345,720	53,846	155,740	1,279,551	2,234,505	112,047	198,679	1,157,991
Invercargill ... ..	730,327	26,585	57,057	523,913	600,788	20,098	33,800	237,107
Totals ... ..	13,588,740	382,174	940,238	7,228,663	11,969,191	490,366	921,944	5,019,380
Previous year ... ..	10,963,012	264,507	673,669	5,651,270	11,861,456	334,384	999,781	4,621,647

Table No. 15.

TABLE showing the Number of Letters, Post-cards, Books, &c., and Newspapers delivered by Letter-carriers from the Post Offices within the several Postal Districts during the Year ended 31st December, 1881.

Postal Districts.				Letters.	Post-cards.	Books, Circulars, and Parcels.	Newspapers.
Auckland ... ..	...	...	...	527,936	19,619	13,031	126,566
Thames ... ..	...	...	...	90,512	6,063	2,971	28,998
New Plymouth ... ..	...	...	...	67,120	5,150	3,369	23,468
Gisborne ... ..	...	...	...	14,025	1,050	1,250	5,124
Napier ... ..	...	...	...	72,458	4,025	3,776	22,734
Wanganui ... ..	...	...	...	117,749	6,321	7,186	40,873
Wellington ... ..	...	...	...	440,616	9,484	7,472	103,096
Nelson ... ..	...	...	...	84,693	5,512	3,160	33,384
Westport ... ..	...	...	...	25,920	432	2,028	24,126
Greymouth ... ..	...	...	...	37,681	1,070	1,487	20,516
Hokitika ... ..	...	...	...	30,343	1,196	2,729	15,213
Blenheim ... ..	...	...	...	34,200	1,015	1,648	16,554
Christchurch ... ..	...	...	...	916,287	33,944	28,515	175,458
Timaru ... ..	...	...	...	90,597	4,963	6,491	23,773
Oamaru ... ..	...	...	...	108,182	4,605	5,135	24,153
Dunedin ... ..	...	...	...	724,720	17,975	32,438	194,406
Invercargill ... ..	...	...	...	122,600	4,116	3,908	29,552
Totals ... ..	...	...	...	3,505,729	126,540	126,594	907,994
Previous year ... ..	...	...	...	3,339,902	89,917	98,576	780,952

Table No. 16.

STATEMENT of Correspondence received from the United Kingdom *via* San Francisco and *via* Brindisi and Suez during the Year ended 31st December, 1881.

Date of Receipt.	<i>Via</i> San Francisco.			<i>Via</i> Suez and Melbourne.		
	Letters.	Books.	Newspapers.	Letters.	Books.	Newspapers.
January ... ..	37,101	11,763	99,365	5,428	1,149	14,716
" ... ..	...	...	...	2,905	769	5,324
February ... ..	33,237	17,028	80,070	5,894	2,952	17,221
" ... ..	...	...	...	2,834	791	5,278
March ... ..	36,033	14,541	103,181	5,213	1,624	16,662
" ... ..	...	...	...	2,471	530	5,008
April ... ..	30,859	13,208	97,378	5,364	2,160	16,841
" ... ..	...	...	...	2,913	1,501	5,454
May ... ..	35,258	12,844	96,506	5,025	2,176	16,792
" ... ..	22,226	12,466	87,905	2,700	805	4,796
June ... ..	38,095	13,201	95,372	4,442	1,789	16,595
" ... ..	...	...	...	2,170	524	4,907
July ... ..	30,991	12,715	67,482	5,252	2,844	20,002
" ... ..	...	...	...	2,747	1,152	5,499
August ... ..	33,184	11,628	94,121	4,239	2,026	18,011
" ... ..	...	...	...	2,747	1,238	4,925
September ... ..	33,147	11,825	85,763	3,896	2,165	18,796
" ... ..	...	...	...	2,490	1,003	5,304
October ... ..	34,490	13,575	70,565	4,367	2,786	18,327
" ... ..	...	...	...	2,674	964	5,034
November ... ..	38,597	26,896	82,724	4,175	1,665	19,534
" ... ..	...	...	...	2,622	1,606	5,237
December ... ..	37,317	20,093	89,003	4,611	2,452	18,879
" ... ..	...	...	...	2,744	645	4,645
Totals... ..	440,535	191,783	1,149,435	4,962	4,220	19,667
Previous year ... ..	443,283	136,443	1,110,349	3,030	1,418	4,949

Table No. 17.

STATEMENT of Correspondence despatched to the United Kingdom *via* San Francisco and *via* Suez and Brindisi during the Year ended 31st December, 1881.

Date of Despatch.	<i>Via</i> San Francisco.			<i>Via</i> Melbourne and Suez.		
	Letters.	Books.	Newspapers.	Letters.	Books.	Newspapers.
January ... ..	31,192	2,358	35,794	3,609	134	1,098
February ... ..	35,831	2,210	34,434	4,198	170	663
March ... ..	34,446	1,694	34,668	111	5	25
" ... ..	36,502	2,244	32,698	...	...	...
April ... ..	34,534	2,432	28,817	855	86	107
May ... ..	40,670	2,774	52,815	...	...	...
June ... ..	33,926	2,432	38,481	2,922	97	475
July ... ..	36,781	2,827	38,815	2,077	73	249
August ... ..	34,657	2,769	37,322	2,168	65	221
September ... ..	33,949	2,982	38,091	2,808	72	332
October ... ..	32,015	2,860	40,011	1,156	16	146
November ... ..	38,430	3,597	42,760	1,663	54	213
December ... ..	33,109	3,531	43,149	2,204	57	252
Totals ... ..	456,042	34,710	497,855	23,771	829	3,781
Previous year ... ..	463,900	23,314	433,048	57,307	2,074	16,679

Table No. 18.

TABLE showing the Number of Letters, Book-packets, and Newspapers received from and despatched to Places outside the Colony during the Year ending 31st December, 1881.

	Received.			Despatched.		
	Letters.	Book-packets.	Newspapers.	Letters.	Book-packets.	Newspapers.
United Kingdom—						
<i>Via</i> San Francisco ... ..	440,535	191,783	1,149,435	456,042	34,710	497,855
<i>Via</i> Suez ... ..	97,915	42,954	298,403	23,771	829	3,781
Orient Line ... ..	8,769	...	16,943	10,947	830	5,522
Australian Colonies ... ..	341,956	45,259	508,408	317,095	16,472	221,218
Other places ... ..	48,166	17,867	77,248	55,216	5,916	56,913
Totals ... ..	937,341	297,863	2,050,437	863,071	58,757	783,289
Previous year ... ..	935,197	224,730	1,997,191	955,531	45,963	714,942

Table No. 19.

TABLE showing the Revenue, Expenditure, &c., of the Post Offices in the several Postal Districts of New Zealand for the Year ended 31st December, 1881.

Postal Districts.	No. of Offices.	Total Estimated Correspondence Posted and Delivered.					Expenditure.				Revenue.		
		Letters.	Post-cards.	Books and Parcels.	Newspapers.	Cost of Conveyance of Mails.	Salaries.	Contingencies.	Total.	Cash.	Official Postage.	Total.	
Auckland ...	192	4,925,193	180,284	313,066	2,393,729	£ s. d. 3,381 9 3	£ s. d. 8,479 7 0	£ s. d. 1,193 1 7	£ s. d. 13,953 17 10	£ s. d. 21,778 19 1	£ s. d. 4,266 5 2	£ s. d. 26,045 4 3	
Thames ...	15	277,732	5,551	19,461	182,481	163 9 9	993 16 1	179 18 11	1,337 4 9	1,493 7 0	297 19 9	1,791 6 9	
New Plymouth ...	17	372,138	23,270	24,154	237,861	335 13 4	590 14 0	135 12 0	1,961 19 4	2,059 16 11	547 13 0	2,607 9 11	
Gisborne ...	9	206,557	1,839	15,359	151,294	240 0 0	443 15 1	75 12 3	759 7 4	1,104 6 4	108 12 0	1,212 18 4	
Napier ...	42	862,667	19,890	84,838	506,545	1,067 17 6	2,511 15 10	204 6 9	4,324 0 1	5,784 18 2	486 1 2	6,270 19 4	
Wanganui ...	27	1,209,026	45,851	84,604	641,231	596 2 1	2,135 4 3	219 7 2	2,950 13 6	6,297 2 4	1,051 4 4	7,258 6 8	
Wellington ...	61	3,296,683	59,995	298,363	1,357,655	2,613 10 4	5,355 3 8	1,371 17 11	9,340 11 11	14,319 13 2	40,363 2 5	54,682 15 7	
Totals for North Island ...	363	11,149,996	336,680	839,875	5,470,816	8,938 2 3	20,509 15 11	3,379 16 7	32,827 14 9	52,658 3 0	47,120 17 10	99,779 0 10	
Nelson ...	30	543,075	9,724	47,580	246,870	856 8 6	1,635 9 6	250 14 8	2,742 12 8	3,146 5 11	883 19 5	4,030 5 4	
Westport ...	17	138,875	1,599	9,956	104,845	559 10 0	633 1 0	69 14 2	1,262 5 2	842 11 7	277 6 8	1,119 18 3	
Greymouth ...	26	492,882	5,434	54,548	375,713	677 0 0	1,404 8 4	121 18 4	2,203 6 8	2,064 16 1	1,330 14 0	3,395 10 1	
Hokitika ...	25	310,050	6,578	21,528	255,034	963 10 0	1,063 11 9	94 5 0	2,121 6 9	1,628 0 3	1,223 3 4	2,851 3 7	
Blenheim ...	18	286,533	4,615	18,161	166,412	588 19 10	1,071 10 0	93 3 7	1,753 13 5	1,980 7 6	287 16 6	2,268 4 0	
Christchurch ...	135	4,972,435	234,416	291,226	1,730,430	3,693 17 8	7,974 15 2	1,477 13 6	12,156 6 4	23,990 13 7	3,460 8 5	27,451 2 0	
Timaru ...	37	1,110,525	45,565	84,071	389,610	577 18 2	1,499 14 10	136 15 7	2,214 8 7	6,168 5 11	687 6 11	6,855 12 10	
Oamaru ...	19	636,220	15,353	50,011	309,751	236 0 0	1,759 16 0	136 9 9	2,132 5 9	3,558 6 3	366 13 4	3,924 19 7	
Dunedin ...	134	4,580,225	165,893	354,419	2,437,542	5,127 18 4	8,264 10 2	1,492 1 7	14,884 10 1	25,823 10 3	2,540 12 8	28,364 2 11	
Invercargill ...	62	1,337,115	40,683	90,857	761,020	1,205 13 3	2,436 2 9	749 14 0	4,391 10 0	7,365 3 9	405 14 7	7,770 18 4	
Totals for Middle Island ...	593	14,407,935	535,860	1,022,397	6,777,227	14,396 15 9	26,842 19 6	4,622 10 2	45,862 5 5	76,568 1 1	11,463 15 10	88,031 16 11	
General Post Office ...	...	...	...	...	...	59,133 15 7	3,622 10 0	230 2 2	62,986 7 9	27,353 10 8	...	27,353 10 8	
Totals for the Colony ...	866	25,557,931	872,540	1,862,182	12,248,043	82,468 13 7	59,975 5 5	8,232 8 11	141,676 7 11	156,579 14 9	58,584 13 8	215,164 8 5	

Table No. 20.

CASH REVENUE derived from Private and Press Messages; Value of General Government Messages; Number of Messages transmitted by each Station; and the Working Expenses of each Station, for the Twelve Months ended 31st March, 1882.

Name of Station.	Total Cash Revenue derived from Private and Press Messages.	Value of Government Messages.	Total Value of Messages of all Codes.	Total Number of Private and Press Messages.	Total Number of Govt. Messages.	Total Number of Messages of all Codes.	Amount paid for Salaries.	Contingencies.	Total Cost of Maintenance of Station.
	£ s. d.	£ s. d.	£ s. d.				£ s. d.	£ s. d.	£ s. d.
Head Office ...	...	...	...	...	...	...	3,448 13 4	486 3 7	3,934 16 11
Abbotsford ...	17 7 7	2 1 10	19 9 5	306	20	326	...	0 10 7	0 10 7
Addington ...	5 4 7	0 8 6	5 13 1	89	5	94	...	0 10 7	0 10 7
Ahaura ...	77 5 5	25 9 1	102 14 6	1,228	245	1,473	102 10 0	37 5 7	139 15 7
Akaroa ...	193 2 9	10 15 11	203 18 8	2,909	135	3,044	100 10 0	15 13 7	116 3 7
Albury ...	28 11 6	1 6 5	29 17 11	495	13	508	10 0 0	...	10 0 0
Alexandra North ...	67 6 4	44 6 8	111 13 0	1,064	268	1,332	92 10 0	5 16 1	98 6 1
Alexandra South ...	94 11 3	6 2 6	100 13 9	1,586	91	1,677	97 10 0	66 19 5	164 9 5
Amberley ...	161 15 1	15 10 11	177 6 0	2,703	190	2,893	93 0 0	22 5 1	115 5 1
Arrow ...	152 13 4	23 11 2	176 4 6	2,493	232	2,725	117 10 0	30 8 7	147 18 7
Ashburton ...	686 7 4	40 15 10	727 3 2	9,989	502	10,491	366 0 0	108 6 3	474 6 3
Auckland ...	7,231 6 6	1,775 15 9	9,007 2 3	111,769	15,717	127,486	4,318 0 0	356 7 2	4,674 7 2
Balclutha ...	146 3 9	30 7 0	176 10 9	2,567	468	3,035	125 0 0	79 16 5	204 16 5
Bealey ...	35 1 5	37 4 6	72 5 11	617	635	1,252	65 0 0	29 1 7	94 1 7
Belgrove ...	20 6 7	3 19 9	24 6 4	346	23	369	50 0 0	1 12 3	51 12 3
Blenheim ...	862 6 2	190 5 2	1,052 11 4	10,129	2,245	12,374	4,377 10 0	441 15 4	4,819 5 4
Bluff ...	340 3 10	159 0 3	499 4 1	8,097	2,376	10,473	230 0 0	10 0 0	240 0 1
Bull's ...	204 2 2	12 12 6	216 14 8	3,389	202	3,591	125 0 0	35 8 11	160 8 11
Burnham ...	8 13 6	4 19 0	13 12 6	149	57	206	3 0 0	0 10 7	3 10 7
Cambridge ...	774 4 7	127 0 3	901 4 10	10,620	1,326	11,946	187 10 0	75 12 1	263 2 1
Carterton ...	214 8 7	23 6 9	237 15 4	3,653	328	3,981	100 0 0	17 11 1	117 11 1
Castlepoint ...	70 14 3	74 12 11	145 7 2	1,081	843	1,924	77 10 0	17 6 7	94 16 7
Caversham ...	25 2 2	3 5 0	28 7 2	421	41	462	10 0 0	0 10 7	10 10 7
Charleston ...	76 8 1	27 15 2	104 3 3	1,246	214	1,460	65 0 0	25 11 4	90 11 4
Chertsey ...	24 3 3	1 19 5	26 2 8	422	17	439	5 10 0	0 10 7	6 0 7
Cheviot ...	117 19 10	2 7 11	120 7 9	918	36	954	60 0 0	45 15 9	105 15 9
Christchurch ...	6,425 13 9	886 13 1	7,312 6 10	93,440	7,628	101,068	5,219 0 0	383 16 11	5,602 16 11
Clinton ...	93 10 6	194 1 10	287 12 4	1,609	1,743	3,352	137 10 0	6 0 5	143 10 5
Clyde ...	130 7 11	71 14 0	202 1 11	1,856	575	2,431	70 0 0	29 18 1	99 18 1
Coalgate ...	44 10 4	6 3 4	50 13 8	736	46	782	5 10 0	6 4 1	11 14 1
Collingwood ...	68 3 6	21 7 6	89 11 0	1,086	253	1,339	75 0 0	64 18 1	139 18 1
Coromandel ...	340 14 3	56 5 0	396 19 3	5,787	766	6,553	112 10 0	32 4 7	144 14 7
Cromwell ...	201 3 8	24 0 0	225 3 8	2,918	287	3,205	128 0 0	8 17 7	136 17 7
Cust ...	32 14 6	1 18 11	34 13 5	543	17	560	6 0 0	0 10 7	6 10 7
Darfield ...	12 0 10	0 9 4	12 10 2	198	7	205	...	0 10 7	0 10 7
Dargaville ...	195 2 7	31 12 10	226 15 5	3,055	398	3,453	92 10 0	8 0 1	100 10 1
Dipton ...	42 12 11	2 2 3	44 15 2	758	30	788	...	0 10 7	0 10 7
Drury ...	31 13 2	42 14 2	74 7 4	520	348	868	85 0 0	31 17 7	116 17 7
Dunedin ...	8,395 17 5	1,689 17 7	10,085 15 0	127,043	11,562	138,605	4,403 0 0	434 10 11	4,897 10 11
Dunedin North ...	251 1 4	8 9 11	259 11 3	3,920	138	4,058	108 10 0	6 10 1	115 0 1
Dunedin Railway ...	10 19 10	0 7 6	11 7 4	189	4	193	...	0 10 7	0 10 7
Dunsandel ...	28 12 3	1 0 1	29 12 4	503	12	515	5 0 0	0 10 7	5 10 7
Dunroon ...	57 18 11	39 9 5	97 8 4	911	367	1,278	45 0 0	28 13 3	73 13 3
Duvauchelle ...	44 0 5	1 19 10	46 0 3	644	27	671	60 0 0	26 16 10	86 16 10
Ealing ...	11 9 6	0 1 0	11 10 6	202	1	203	...	0 10 7	0 10 7
Edendale ...	51 19 7	4 10 0	56 9 7	860	37	897	...	0 12 7	0 12 7
Elbow ...	118 2 8	6 10 7	124 13 3	1,906	90	1,996	25 0 0	3 10 7	28 10 7
Farndon ...	51 9 1	2 1 8	53 10 9	886	22	908	25 0 0	4 6 10	29 6 10
Featherston ...	143 9 9	62 4 0	205 13 9	2,478	963	3,441	88 0 0	26 19 7	114 19 7
Feilding ...	272 6 5	27 14 3	300 0 8	4,584	410	4,994	142 10 0	61 3 0	203 13 0
Foxton ...	361 4 5	95 5 7	456 10 0	5,683	1,206	6,889	217 10 0	33 5 10	250 15 10
Geraldine ...	89 18 6	8 3 7	98 2 1	1,557	116	1,673	110 10 0	9 3 10	119 13 10
Gisborne ...	1,373 9 8	285 5 4	1,658 15 0	18,820	2,971	21,791	393 0 0	108 16 9	501 16 9
Gore ...	271 13 3	103 17 1	375 10 4	4,273	1,194	5,467	127 10 0	9 17 7	137 7 7
Greymouth ...	1,331 3 7	449 2 7	1,780 6 2	19,639	3,383	23,022	1,220 0 0	125 10 5	1,345 10 5
Greytown North ...	147 10 5	33 16 4	181 6 9	2,394	302	2,696	117 10 0	59 7 9	176 17 9
Greytown South ...	13 11 4	0 2 6	13 13 10	228	1	229	...	0 10 7	0 10 7
Halcombe ...	52 6 11	16 11 9	68 18 8	925	222	1,147	60 0 0	9 2 10	69 2 10
Hamilton ...	526 3 2	84 16 2	610 19 4	6,745	833	7,578	176 0 0	28 9 7	204 9 7
Hampden ...	44 13 6	5 11 10	50 5 4	748	66	814	55 10 0	3 11 1	59 1 1
Hastings ...	208 2 11	14 5 4	222 8 3	3,243	190	3,433	55 0 0	9 4 7	64 4 7
Havelock ...	158 7 0	28 18 6	187 5 6	2,752	281	3,033	80 0 0	8 9 7	88 9 7
Hawera ...	637 1 4	168 18 11	806 0 3	9,725	1,481	11,206	172 10 0	79 18 6	252 8 6
Helensville ...	115 10 3	38 3 3	153 13 6	1,970	362	2,332	52 10 0	79 12 9	132 2 9
Henley ...	18 3 2	...	18 3 2	323	...	323	...	5 3 10	5 3 10
Herbert ...	25 15 2	1 19 1	27 14 3	472	23	495	50 0 0	2 11 7	52 11 7
Hokianga ...	174 0 9	62 15 11	236 16 8	2,495	832	3,327	85 0 0	27 0 1	112 0 1
Hokitika ...	994 1 3	283 2 1	1,277 3 4	14,773	2,871	17,644	753 0 0	41 19 5	794 19 5
Hornby ...	10 14 4	0 12 7	11 6 11	180	6	186	...	0 10 7	0 10 7
Huntly ...	26 17 10	2 16 3	29 14 1	476	39	515	10 0 0	0 10 7	10 10 7
Hurunui ...	46 7 5	5 9 3	51 16 8	792	79	871	62 10 0	23 1 7	84 11 7
Hutt ...	66 14 4	6 16 10	73 11 2	1,085	90	1,175	127 10 0	5 6 7	132 16 7
Inglewood ...	69 16 10	11 13 11	81 10 9	1,115	146	1,261	25 0 0	6 2 5	31 2 5
Invercargill ...	1,802 0 5	346 8 2	2,148 8 7	26,408	2,932	29,340	1,367 10 0	84 7 11	1,451 17 11
Kaiapoi ...	206 5 3	32 6 8	238 11 11	3,404	311	3,715	173 0 0	10 7 7	183 7 7
Kaikoura ...	218 5 3	72 8 2	290 13 5	3,230	990	4,226	90 0 0	12 3 4	102 3 4
Kaitangata ...	43 9 11	16 11 8	60 1 7	757	303	1,060	85 0 0	6 19 9	91 19 9

Table No. 20—continued.  
CASH REVENUE derived from Private and Press Messages, &c.—continued.

Name of Station.	Total Cash Revenue derived from Private and Press Messages.	Value of Government Messages.	Total Value of Messages of all Codes.	Total Number of Private and Press Messages.	Total Number of Govt. Messages.	Total Number of Messages of all Codes.	Amount paid for Salaries.	Contingencies.	Total Cost of Maintenance of Station.
	£ s. d.	£ s. d.	£ s. d.				£ s. d.	£ s. d.	£ s. d.
Kaitoke ...	7 19 11	0 13 9	8 13 8	140	10	150	30 0 0	20 7 10	50 7 10
Kakanui ...	50 3 5	0 17 5	51 0 10	725	17	742	65 0 0	24 0 10	89 0 10
Kamo ...	66 14 4	12 4 2	78 18 6	1,052	101	1,153	82 10 0	49 1 2	131 11 2
Kawakawa ...	175 6 9	24 10 9	199 17 6	2,776	278	3,054	150 0 0	5 11 1	155 11 1
Kekerangu ...	30 0 10	21 0 1	51 0 11	494	328	822	77 10 0	4 10 7	82 0 7
Kihikihi ...	69 11 2	26 5 11	95 17 1	1,032	196	1,228	60 0 0	4 12 1	64 12 1
Kingston ...	31 18 9	2 14 7	24 13 4	550	31	581	...	0 10 7	0 10 7
Kirwee ...	29 14 1	0 17 0	30 11 1	479	12	491	...	...	...
Kopua ...	37 7 4	22 12 2	59 19 6	628	200	828	82 10 0	2 4 1	84 14 1
Kopuru ...	219 8 8	13 2 10	232 11 6	3,151	167	3,318	67 10 0	25 5 4	92 15 4
Kunlana ...	208 5 9	51 1 4	259 7 1	3,384	481	3,865	167 10 0	20 15 1	197 5 1
Lawrence ...	221 13 3	58 8 10	280 2 1	3,780	586	4,366	226 0 0	15 1 5	241 1 5
Leeston ...	76 6 6	4 17 11	81 4 5	1,273	55	1,328	22 10 0	12 9 4	34 19 4
Longford ...	49 3 11	22 14 2	71 18 1	751	240	991	72 10 0	3 19 5	76 9 5
Lyell ...	329 17 3	42 17 4	372 14 7	5,207	604	5,811	115 0 0	64 12 5	179 12 5
Lytelton ...	856 6 10	391 6 0	1,247 12 10	14,910	5,533	20,443	433 10 0	133 2 10	566 12 10
Maheno ...	31 19 8	0 18 7	32 18 3	548	11	559	...	2 10 7	2 10 7
Maketu ...	73 2 7	29 17 9	103 0 4	1,051	218	1,269	82 10 0	17 12 7	100 2 7
Makikihi ...	22 12 9	1 8 2	24 0 11	409	11	420	...	16 13 1	16 13 1
Manaia ...	111 7 6	103 13 3	215 0 9	1,921	848	2,769	20 0 0	6 0 10	26 0 10
Manukau Heads ...	37 3 9	66 1 4	103 5 1	753	1,239	1,992	75 0 0	15 2 11	90 2 11
Manutahi ...	55 19 8	8 2 9	64 2 5	941	79	1,020	67 10 0	29 6 9	96 16 9
Martinborough ...	10 1 1	0 2 8	10 3 9	154	2	156	...	...	...
Marton ...	299 5 1	51 19 10	351 4 11	4,114	456	4,570	127 10 0	29 2 3	156 12 3
Masterton ...	476 5 10	69 19 3	546 5 1	7,393	723	8,116	280 0 0	19 14 6	299 14 6
Mataura ...	61 15 0	24 19 11	86 14 11	1,070	253	1,323	140 0 0	12 15 1	152 15 1
Mercer ...	50 16 2	33 7 7	84 3 9	820	418	1,238	100 0 0	11 18 5	111 18 5
Miranda ...	9 12 9	0 17 7	10 10 4	141	11	152	85 0 0	7 4 4	92 4 4
Mohaka ...	58 14 6	4 1 7	62 16 1	894	60	954	80 0 0	12 7 7	92 7 7
Mongonui ...	75 16 3	51 14 1	127 10 4	1,240	754	1,994	82 10 0	13 5 10	95 15 10
Mosgiel ...	65 0 3	5 12 7	70 12 10	1,105	70	1,235	33 0 0	0 10 7	33 10 7
Motueka ...	91 2 4	15 3 4	106 5 8	1,612	182	1,794	108 0 0	12 8 7	120 8 7
Napier ...	2,403 6 10	389 17 10	2,793 4 8	31,732	3,742	35,474	3,132 0 0	303 12 3	3,435 12 3
Naseby ...	192 16 7	56 11 7	249 8 2	2,628	639	3,267	112 10 0	48 6 1	160 16 1
Nelson ...	2,062 19 2	559 4 10	2,622 4 0	31,040	6,587	37,627	1,190 0 0	135 6 10	1,325 6 10
Newmarket ...	88 7 2	30 1 7	118 8 9	1,484	273	1,757	96 0 0	0 19 1	96 19 1
New Plymouth ...	1,267 6 11	729 5 4	1,996 12 3	21,416	6,019	27,435	679 0 0	128 4 1	807 4 1
Newton ...	67 17 5	6 17 3	74 14 8	1,003	77	1,080	115 0 0	10 0 7	125 0 7
Ngauwau ...	115 3 11	57 1 11	172 5 10	1,930	788	2,718	135 10 0	33 6 10	168 16 10
Normanby ...	108 9 7	37 16 9	146 6 4	1,919	435	2,354	60 0 0	28 9 1	88 9 1
Nuggets ...	8 3 3	1 16 4	9 19 7	153	9	162	...	3 17 7	3 17 7
Oamaru ...	1,678 6 11	211 16 2	1,890 3 1	23,819	2,492	26,311	934 0 0	60 11 8	994 11 8
Ohaeawai ...	80 6 5	11 13 0	91 19 5	1,169	123	1,292	78 0 0	49 18 3	127 18 3
Ohaupo ...	48 2 0	12 14 3	60 16 3	836	153	989	60 0 0	14 6 10	74 6 10
Ohinemutu ...	341 2 3	82 3 7	423 5 10	4,575	644	5,219	97 10 0	14 10 1	112 0 1
Okato ...	16 8 9	12 6 3	28 15 0	301	135	436	10 0 0	10 14 7	20 14 7
Onehunga ...	214 2 9	188 3 1	402 5 10	3,473	2,986	6,459	218 0 0	8 14 7	226 14 7
Ophir ...	68 15 8	6 14 0	75 9 8	1,091	86	1,177	85 0 0	20 0 7	105 0 7
Opotiki ...	183 10 2	113 0 5	296 10 7	2,915	963	3,878	123 0 0	10 8 7	133 8 7
Opunake ...	235 19 5	302 2 9	538 2 2	4,157	2,590	6,753	68 0 0	46 8 11	114 8 11
Orari ...	18 12 8	0 5 1	18 17 9	315	4	319	5 10 0	0 13 1	6 3 1
Otago Heads ...	22 8 2	61 1 7	83 9 9	475	1,042	1,517	10 0 0	6 3 7	16 3 7
Otaihuhu ...	47 7 1	3 4 5	50 11 6	781	42	823	70 0 0	11 3 3	81 3 3
Otaki ...	201 10 11	39 1 6	240 12 5	3,036	377	3,413	92 10 0	107 9 0	199 19 0
Otautau ...	74 10 6	1 6 2	75 16 8	1,263	20	1,283	10 0 0	4 0 7	14 0 7
Outram ...	79 9 2	19 6 7	98 15 9	1,367	229	1,596	28 0 0	8 5 7	36 5 7
Owake ...	51 17 9	3 16 6	55 14 3	843	71	914	12 10 0	3 9 1	15 9 1
Oxford ...	64 9 0	6 2 8	70 11 8	1,061	79	1,140	68 0 0	4 19 10	72 19 10
Pahi ...	57 3 3	5 8 1	62 11 4	863	63	926	82 10 0	8 17 9	91 7 9
Palmerston South ...	251 10 7	121 7 11	372 18 6	4,166	1,128	5,294	142 10 0	13 16 7	156 6 7
Palmerston North ...	438 9 8	48 11 9	487 1 5	7,020	696	7,716	215 10 0	24 18 1	240 8 1
Papatoitoti ...	4 5 1	0 3 7	4 8 8	79	2	81	5 0 0	0 10 7	5 10 7
Paribaka ...	13 2 11	25 8 3	38 11 2	212	277	489	10 0 0	...	10 0 0
Patea ...	669 18 6	201 10 0	871 8 6	10,192	1,811	12,003	182 10 0	27 1 0	209 11 0
Penrose ...	13 0 9	1 15 2	14 15 11	215	9	224	13 0 0	4 13 1	17 13 1
Pieton ...	280 16 4	123 9 7	404 5 11	4,729	1,666	6,395	195 10 0	28 10 7	224 0 7
Pokeno ...	15 5 9	2 19 0	18 4 9	254	26	280	15 0 0	0 10 7	15 10 7
Porangahau ...	68 9 2	5 2 8	73 11 10	1,025	70	1,095	60 0 0	13 13 7	73 13 7
Port Albert ...	43 17 11	8 0 8	51 18 7	683	62	745	87 10 0	42 19 6	130 9 6
Port Chalmers ...	444 16 11	313 17 3	758 14 2	7,827	4,989	12,816	361 10 0	32 0 7	393 10 7
Pukekohe ...	34 16 0	5 1 8	39 17 8	634	43	677	47 10 0	0 10 7	48 0 7
Pukeuri ...	6 6 5	0 3 0	6 9 5	105	2	107	3 0 0	...	3 0 0
Pungarehu ...	205 6 2	786 11 0	991 17 2	3,336	3,867	7,203	30 0 0	50 9 1	80 9 1
Queenstown ...	357 16 6	76 17 7	434 14 1	5,515	950	6,465	110 0 0	44 5 9	154 5 9
Rahotu ...	73 15 4	83 14 10	157 10 2	1,172	629	1,801	...	2 12 9	2 12 9
Rakia ...	139 1 7	8 9 7	147 11 2	2,290	105	2,395	92 10 0	8 10 7	101 0 7
Rangiora ...	152 19 9	11 1 8	164 1 5	2,661	130	2,791	135 0 0	26 19 1	161 19 1
Rangitata ...	17 6 0	1 10 5	18 16 5	302	16	318	6 0 0	0 10 7	6 10 7
Reefton ...	1,190 14 5	112 18 10	1,303 13 3	17,022	1,179	18,201	428 0 0	136 12 2	564 12 2

Table No. 20—continued.

CASH REVENUE derived from Private and Press Messages, &amp;c.—continued.

Name of Station.	Total Cash Revenue derived from Private and Press Messages.	Value of Government Messages.	Total Value of Messages of all Codes.	Total Number of Private and Press Messages.	Total Number of Govt. Messages	Total Number of Messages of all Codes.	Amount paid for Salaries.	Contingencies.	Total Cost of Maintenance of Station.
	£ s. d.	£ s. d.	£ s. d.				£ s. d.	£ s. d.	£ s. d.
Richmond ...	54 7 10	5 7 3	59 15 1	974	73	1,047	78 0 0	4 18 7	82 18 7
Riverhead ...	4 13 0	1 10 8	6 3 8	65	16	81	...	3 0 7	3 0 7
Riverton ...	196 5 4	40 6 1	236 11 5	3,134	522	3,656	132 10 0	11 5 7	143 15 7
Rolleston ...	19 7 3	1 8 0	20 15 3	339	15	354	5 0 0	0 13 7	5 13 7
Ross ...	85 11 0	15 18 7	101 9 7	1,273	161	1,434	67 10 0	10 7 7	77 17 7
Roxburgh ...	108 1 3	29 16 7	137 17 10	1,816	452	2,268	110 10 0	7 6 1	117 16 1
Russell ...	228 4 6	147 9 10	375 14 4	4,496	1,796	6,292	167 10 0	44 2 8	211 12 8
St. Andrew's ...	33 4 11	0 14 4	33 19 3	561	9	570	3 0 0	0 10 7	3 10 7
St. Bathian's ...	59 7 7	8 15 5	68 3 0	908	122	1,030	67 10 0	6 8 7	73 18 7
Sanson ...	63 9 6	3 4 9	66 14 3	1,935	47	1,982	100 0 0	8 15 1	108 15 1
Sefton ...	21 12 5	0 13 2	22 5 7	378	9	387	...	0 5 0	0 5 0
Sheffield ...	44 12 11	13 18 1	58 11 0	753	201	954	155 0 0	6 15 4	161 15 4
Southbridge ...	128 13 4	32 7 5	161 0 9	2,173	393	2,566	68 0 0	9 18 0	77 18 0
Spit ...	390 7 4	110 7 8	500 15 0	6,231	1,382	7,613	195 10 0	30 17 1	226 7 1
Springfield... ..	62 19 10	4 9 10	67 9 8	1,085	40	1,125	5 0 0	0 10 7	5 10 7
Springston ...	24 1 6	0 14 5	24 15 11	429	9	438	...	0 10 7	0 10 7
Stirling ...	33 6 3	1 10 1	34 16 4	575	23	598	...	0 10 7	0 10 7
Stratford ...	39 16 1	5 6 9	45 2 10	707	55	762	20 0 0	2 4 6	22 4 6
Studdholme ...	21 2 10	0 8 10	21 11 8	374	7	381	3 0 0	...	3 0 0
Sydenham ...	33 7 0	1 14 11	35 1 11	581	30	611	125 0 0	4 9 1	129 9 1
Takaka ...	74 17 10	10 4 8	85 2 6	1,209	156	1,365	72 10 0	52 8 5	124 18 5
Takapau ...	33 1 3	3 12 0	36 13 3	512	48	560	70 0 0	79 18 4	149 18 4
Tapunui ...	183 17 6	66 2 2	249 19 8	3,038	524	3,562	100 10 0	9 3 1	109 13 1
Tarawera ...	26 16 8	5 11 3	32 7 11	427	43	470	80 0 0	25 9 1	105 9 1
Taupo ...	308 4 7	154 16 2	463 0 9	3,482	1,234	4,716	67 10 0	23 12 1	91 2 1
Tauranga ...	856 9 7	297 7 3	1,153 16 10	11,436	2,690	14,126	275 10 0	38 18 8	314 8 8
Te Awamutu ...	69 1 10	24 4 9	93 6 7	1,189	249	1,438	92 10 0	4 4 10	96 14 10
Temuka ...	167 9 3	12 19 2	180 8 5	2,941	152	3,093	165 0 0	25 2 4	190 2 4
Te Nui ...	87 18 11	12 6 5	100 5 4	1,334	143	1,477	60 0 0	9 16 1	69 16 1
Thames ...	1,132 19 5	287 2 11	1,420 2 4	15,889	2,053	17,942	874 0 0	58 17 1	932 17 1
Thornbury ...	40 16 10	0 14 9	41 11 7	544	12	556	5 0 0	1 15 7	6 15 7
Timaru ...	1,908 11 5	247 3 6	2,155 14 11	25,913	2,980	28,902	1,223 10 0	186 3 9	1,409 13 9
Tokatea ...	17 4 1	0 13 10	17 17 11	301	8	309	...	0 5 0	0 5 0
Tokomairiro ...	174 8 5	15 15 4	190 3 9	3,048	188	3,236	107 10 0	10 0 1	117 10 1
Tophouse ...	12 13 8	27 13 1	40 6 9	215	427	642	140 0 0	4 9 1	144 9 1
Turakina ...	65 12 11	22 5 9	87 18 8	1,104	310	1,414	68 0 0	39 11 7	107 11 7
Upper Hutt ...	36 4 3	1 2 11	37 7 2	647	16	663	55 0 0	1 0 7	56 0 7
Waiau ...	80 4 7	24 13 5	104 18 0	1,094	185	1,279	77 10 0	14 1 7	91 11 7
Waiholā ...	34 4 5	1 11 8	35 16 1	609	21	630	10 0 0	0 12 1	10 12 1
Waikāia ...	57 10 5	8 7 7	65 18 0	922	97	1,019	87 10 0	2 4 7	89 14 7
Waikari ...	84 0 1	12 1 11	96 2 0	388	146	534	85 0 0	60 7 4	145 7 4
Waikouaiti ...	63 3 5	7 13 4	70 16 9	1,145	73	1,218	35 10 0	1 1 7	36 11 7
Waimate ...	219 7 8	45 13 6	265 1 2	3,561	523	4,084	179 0 0	25 9 9	204 9 9
Wainui ...	42 0 8	4 13 4	46 14 0	624	51	675	82 10 0	9 17 7	92 7 7
Waipahi ...	35 6 1	1 3 5	36 9 6	626	16	642	5 10 0	0 10 7	6 0 7
Waipawa ...	234 16 3	25 9 0	260 5 3	3,671	284	3,955	130 10 0	23 4 1	153 14 1
Waipu ...	50 14 5	6 4 3	56 18 8	827	103	930	92 10 0	31 12 7	124 2 7
Waipukurau ...	131 2 2	8 18 10	140 1 0	2,117	114	2,231	92 10 0	15 14 7	108 4 7
Wairoa ...	274 15 8	50 12 0	325 7 8	4,253	659	4,912	70 0 0	24 17 7	94 17 7
Waitahuna ...	34 19 7	2 10 6	37 10 1	623	30	653	12 10 0	0 10 7	13 0 7
Waitaki ...	14 12 9	0 18 10	15 11 7	248	11	259	10 0 0	0 15 1	10 15 1
Waitara ...	295 0 2	84 18 11	379 19 1	4,926	1,329	6,255	92 10 0	9 6 1	101 16 1
Waitati ...	29 9 9	2 0 0	31 9 9	527	25	552	10 0 0	...	10 0 0
Waitotara ...	82 5 7	10 0 8	92 6 3	1,173	100	1,273	53 0 0	38 10 7	91 10 7
Waiuku ...	45 9 8	5 2 1	50 11 9	735	60	795	92 10 0	19 10 10	112 0 10
Waiwera ...	130 2 1	10 17 9	140 19 10	1,926	77	2,003	77 10 0	10 0 7	87 10 7
Wakapuaka ...	953 6 11	0 0 6	953 7 5	15,359	1	15,360	395 0 0	169 13 8	564 13 8
Wakefield ...	22 12 9	1 9 11	24 2 8	392	19	411	10 0 0	0 14 1	10 14 1
Wanganui ...	2,201 10 11	460 11 2	2,662 2 1	32,930	5,249	38,179	1,554 0 0	189 12 9	1,743 12 9
Wangarei ...	211 14 11	140 3 1	351 18 0	3,375	1,451	4,826	100 0 0	27 0 9	127 0 9
Wangaroa ...	93 11 9	22 13 11	116 5 8	1,601	402	2,003	85 0 0	29 4 10	114 4 10
Warkworth ...	61 10 2	17 17 7	79 7 9	1,007	159	1,166	82 10 0	20 13 1	103 3 1
Washdyke ...	15 16 0	1 1 1	16 17 1	241	18	259	3 0 0	1 4 7	4 4 7
Waterford ...	53 7 10	10 17 6	64 5 4	909	91	1,000	82 10 0	29 4 2	111 14 2
Waverley ...	151 19 0	13 10 0	165 9 0	2,678	179	2,857	103 0 0	32 7 10	135 7 10
Wellington ...	6,698 18 10	5,639 4 2	12,338 3 0	161,480	54,704	216,184	8,263 0 0	666 17 3	8,929 17 3
Wellington Railway ...	...	...	...	...	...	...	42 10 0	0 10 7	43 0 7
Westport ...	588 10 11	375 9 6	964 0 5	9,879	3,681	13,560	327 10 0	25 14 7	353 4 7
White's Bay ...	...	...	...	...	...	...	145 0 0	28 13 7	173 13 7
Winchester ...	23 8 6	0 9 4	23 17 10	441	6	447	5 0 0	0 10 7	5 10 7
Winslow ...	19 2 9	1 3 4	20 6 1	329	11	340	...	0 10 7	0 10 7
Winton ...	112 8 7	29 1 7	141 10 2	1,880	352	2,232	37 10 0	7 8 7	44 18 7
Woodlands ...	33 6 8	15 11 3	48 17 11	545	201	746	25 0 0	1 3 7	26 3 7
Woodville ...	59 13 3	10 17 11	70 11 2	985	102	1,087	25 0 0	12 5 7	37 5 7
Worser's Bay ...	...	...	...	...	...	...	35 0 0	5 0 9	40 0 9
Wyndham ...	113 11 8	11 18 11	125 10 7	1,929	94	2,023	72 10 0	9 15 1	82 5 1
Totals ...	76,138 13 4	22,737 16 4	98,876 9 8	1,215,849	222,923	1,438,772	60,880 3 4	8,285 1 8	69,165 5 0

Table No. 21.

NUMBER of LETTERS forwarded in each Postal District during the Year ended 31st December, 1881; Number of Telegrams forwarded in each Postal District during the Year ended 31st March, 1882, and the Proportion of Telegrams to every 100 Letters; together with a similar Return for the previous Year.

Districts.	1880-81.			1881-82.		
	Number of Letters.	Number of Telegrams.	Proportion of Telegrams to every 100 Letters.	Number of Letters.	Number of Telegrams.	Proportion of Telegrams to every 100 Letters.
Auckland ... ..	1,695,785	230,820	13'61	2,185,787	243,500	11'14
Blenheim ... ..	124,031	26,410	21'29	127,990	26,850	20'98
Christchurch ... ..	2,337,080	155,847	6'66	2,257,502	165,825	7'35
Dunedin ... ..	2,083,002	189,485	9'09	2,036,402	209,291	10'27
Gisborne ... ..	...	...	...	78,372	21,791	27'8
Greymouth ... ..	184,004	34,423	18'7	266,623	42,696	16'01
Hokitika ... ..	127,187	24,462	19'23	134,262	22,943	17'08
Invercargill ... ..	523,934	62,905	12'02	521,338	68,458	13'13
Napier ... ..	425,612	59,156	13'89	379,500	67,824	17'87
Nelson ... ..	314,823	57,636	18'3	268,451	59,954	22'33
New Plymouth ... ..	136,734	41,770	30'55	163,657	50,158	30'64
Oamaru ... ..	310,757	31,079	10	297,687	30,306	10'18
Thames ... ..	112,269	17,008	15'15	118,054	18,094	15'32
Timaru ... ..	513,180	41,474	8'08	513,335	41,233	8'03
Wanganui ... ..	463,519	74,595	16'09	479,250	81,236	16'95
Wellington ... ..	1,497,640	241,357	16'11	1,172,609	266,791	22'75
Westport ... ..	47,341	16,285	34'39	58,708	21,822	37'17

Year.	Number of Letters.	Number of Telegrams.	Proportion of Telegrams sent to every 100 Letters.
1881-82 ... ..	11,059,677	1,438,772	13
1880-81 ... ..	10,895,998	1,058,342	9'71
1879-80 (for nine months only)	7,065,510	1,008,409	14'27
1878-79 ... ..	7,374,786	1,448,943	19'64
1877-78 ... ..	6,078,384	1,260,324	20'71
1876-77 ... ..	5,540,920	1,124,432	20'29
1875-76 ... ..	4,731,873	1,051,086	22'21
1874-75 ... ..	4,059,517	917,218	22'59
1873-74 ... ..	3,209,837	752,899	23'45
1872-73 ... ..	2,828,372	568,960	19'76
1871-72 ... ..	2,418,021	411,677	17'02
1870-71 ... ..	2,626,947	312,874	11'91
1869-70 ... ..	2,374,060	185,423	7'81
1868-69 ... ..	2,749,488	146,167	6'12
1867-68 ... ..	1,938,578	106,104	5'47

Table No. 22.

ORDINARY and PRESS TELEGRAMS despatched during the Four Quarters ended 31st March, 1881, also for each Quarter of the Year ended 31st March, 1882, and the REVENUE derived from each Class.

Telegrams.	June Quarter.		September Quarter.		December Quarter.		March Quarter.		Totals.	
	Number.	Revenue Derived.	Number.	Revenue Derived.	Number.	Revenue Derived.	Number.	Revenue Derived.	Number.	Revenue Derived.
1880-81.		£ s. d.		£ s. d.		£ s. d.		£ s. d.		£ s. d.
Ordinary ...	254,778	16,334 1 0	225,928	14,985 14 2	247,906	16,011 2 9	255,090	16,521 0 5	983,702	63,851 18 4
Press ...	16,618	1,439 1 11	17,326	1,801 0 10	16,002	1,174 0 9	24,694	1,368 10 9	74,640	5,782 14 3
Totals...	271,396	17,773 2 11	243,254	16,786 15 0	263,908	17,185 3 6	279,784	17,889 11 2	1,058,342	69,634 12 7
1881-82.										
Ordinary ...	253,797	16,286 1 6	256,347	16,268 8 5	285,452	18,128 3 6	299,042	18,366 10 2	1,094,638	69,049 3 7
Press ...	25,733	1,655 18 1	31,471	2,120 8 9	32,960	1,758 15 11	31,047	1,554 7 0	121,211	7,089 9 9
Totals...	279,530	17,941 19 7	287,818	18,388 17 2	318,412	19,886 19 5	330,089	19,920 17 2	1,215,849	76,138 13 4



Table No. 23.

COMPARATIVE TABLE showing the Progress of the TELEGRAPH DEPARTMENT during the Financial Years ended 30th June, 1866, 1867, 1868, 1869, 1870, 1871, 1872, 1873, 1874, 1875, 1876, 1877, 1878, and to the 31st March, 1880, 1881, and 1882.

Year ended	Number of Miles of Line.	Number of Miles of Wire.	Number of Stations Open.	Number of Telegrams forwarded during the Year.			Revenue derived from and Private Press Messages, Money-Order Telegrams, and Incidental Receipts.	Value of Government Messages.			Total Value of Business done during the Year.			Cost of Maintenance of Stations.			Cost of Maintenance of Lines.			Total Expenditure.	Cost of Main-tenance of Lines per Mile.	Tariff in Operation.						
				Private, Provincial Government.	General Government.	Total.		£	s.	d.	£	s.	d.	£	s.	d.	£	s.	d.				£	s.	d.			
30th June, 1866	609	1,390	13	24,761	2,476	27,237	5,561	19	2	483	3	2	6,045	2	4	3,934	3	4	2,443	2	11	6,377	6	3	9	10	Mileage tariff.	
" " 1867	757	1,498	21	55,621	15,331	70,952	9,070	10	1	3,770	4	8	12,840	14	9	8,017	14	7	2,541	4	11	10,558	19	6	3	7		1
" " 1868	1,110	2,223	31	72,241	26,244	98,485	11,652	3	7	6,672	0	3	18,324	3	10	9,459	17	10	5,406	7	3	14,896	5	1	4	17		4
" " 1869	1,329	2,495	45	106,070	50,097	156,157	18,520	10	4	13,430	11	9	31,951	2	1	14,266	12	7	8,547	4	9	22,813	17	4	6	8	Mileage tariff in operation up to 1st Sept., 1869; uniform 2s. 6d. tariff from 1st Sept., 1869, to 31st March, 1870; and 1s. tariff from 1st April, 1870.	
" " 1870	1,661	2,897	56	122,545	62,878	185,423	17,218	1	4	12,352	6	0	29,470	7	4	16,417	7	4	14,120	4	10	30,537	12	2	8	9		11
" " 1871	* 1,976	3,247	72	253,582	59,292	312,874	22,419	8	8	9,876	17	6	32,296	6	2	21,254	4	3	11,344	3	8	32,598	7	11	5	19		6
" " 1872	† 2,185	3,823	81	344,524	67,243	411,767	28,121	10	0	11,043	3	9	39,164	13	9	23,593	9	9	8,558	19	7	32,452	9	4	4	2	3	
" " 1873	‡ 2,356	4,574	93	485,507	83,453	568,960	39,680	18	9	11,105	2	0	50,786	0	9	27,040	18	10	9,479	5	4	36,520	4	2	4	1	11	
" " 1874	§ 2,530	5,782	105	645,007	107,832	752,839	46,568	18	10	12,618	11	6	59,127	10	4	38,801	19	4	15,021	17	11	53,823	17	3	6	3	11	
" " 1875	2,986	6,626	127	786,237	130,891	917,128	55,301	12	3	13,679	10	9	68,081	3	0	45,814	11	4	14,240	19	7	60,055	10	11	4	16	4	
" " 1876	¶ 3,154	7,247	142	890,382	160,704	1,051,086	62,715	10	4	16,154	6	0	82,869	16	4	61,606	14	5	21,074	8	8	82,771	3	1	5	18	10	
" " 1877	** 3,259	7,423	155	952,283	172,159	1,124,432	65,044	15	3	17,024	8	9	82,669	4	0	63,353	10	10	17,931	8	0	81,284	18	10	5	12	11	
" " 1878	†† 3,434	8,035	182	1,065,481	194,843	1,260,324	73,284	1	10	19,148	12	4	92,432	14	2	69,340	1	8	18,259	4	9	87,599	6	5	5	10	0	
" " 1879	‡‡ 3,512	8,117	195	1,201,082	246,061	1,448,943	85,492	0	2	26,949	2	2	112,351	2	9	70,592	0	5	17,299	7	10	96,801	8	3	5	0	9	
31st March, 1880	§§ 3,638	9,333	214	824,734	183,075	1,008,409	58,120	3	3	19,707	6	3	77,827	9	6	68,651	10	10	14,758	4	5	83,409	15	3	4	3	4	
" " 1881	3,758	9,587	227	1,058,342	246,370	1,304,712	73,002	2	0	27,021	3	8	100,023	5	8	78,224	1	8	23,154	8	3	101,378	9	11	6	6	7	
" " 1882	¶¶ 3,824	9,653	234	1,215,849	222,923	1,438,772	78,828	19	8	22,737	16	4	101,566	16	0	69,165	5	0	18,292	13	4	87,457	18	4	4	17	4	

\* From this mileage 78 miles to be deducted before computing the cost per mile for maintenance.

† From this mileage 32 miles to be deducted before computing the cost per mile for maintenance.

‡ From this mileage 42 miles to be deducted before computing the cost per mile for maintenance.

§ From this mileage 106 miles to be deducted before computing the cost per mile for maintenance.

|| From this mileage 31 miles to be deducted before computing the cost per mile for maintenance.

¶ From this mileage 174 miles to be deducted before computing the cost per mile for maintenance.

\*\* From this mileage 85 miles to be deducted before computing the cost per mile for maintenance.

†† From this mileage 116 miles to be deducted before computing the cost per mile for maintenance.

‡‡ From this mileage 109 miles to be deducted before computing the cost per mile for maintenance.

§§ From this mileage 95 miles to be deducted before computing the cost per mile for maintenance.

||| From this mileage 102 miles to be deducted before computing the cost per mile for maintenance.

¶¶ From this mileage 66 miles to be deducted before computing the cost per mile for maintenance.

Table No. 24.  
COST OF MAINTENANCE OF Telegraph Lines for the Year ended 31st March, 1882.

Section.	Number of Miles.	Travelling Expenses of Linemen and Inspectors.	Extra Labour.	Cost of Material used for Repairs.	Salaries of Linemen and Inspectors.	Total Cost of Maintenance.	Cost per Mile.
Riverton to Balclutha, including Winton to Lowther, Switzer's, Catlin's River, Wyndham, Lowther to Kingston, and Otaitau Lines	309	£ s. d. 136 4 11	£ s. d. 58 18 4	£ s. d. 138 8 9	£ s. d. 500 0 0	£ s. d. 833 12 0	£ s. d. 2 13 11
Tokomairiro to Queenstown	142	101 4 0	66 15 10	53 19 0	400 0 0	621 18 10	4 7 7
Balclutha to Waitaki, including Naseby, Ophir, St. Bathian's, Kaitangata, Outram, Otago Heads, Dunroon, Portobello, and Seaciff Lines	332	311 2 0	151 0 4	285 18 0	655 0 0	1,403 0 4	4 4 6
Waitaki to Christchurch, including Akaroa, Geraldine, Southbridge, Lyttelton, and Rolleston to Darfield Junction	277	250 11 10	214 1 3	297 7 7	590 0 0	1,352 0 8	4 17 7
Christchurch to Greymouth, including Ross Line	196	295 15 4	93 7 6	44 16 2	530 0 0	963 19 0	4 18 4
Greymouth to Lyell, including Westport Line	177	224 13 10	29 6 6	133 15 5	390 0 0	777 15 9	4 7 10
Lyell to Nelson, including Tophouse to Blenheim, and Motueka to Collingwood Lines	258	120 15 6	65 0 2	15 6 0	265 0 0	466 1 8	1 16 1
Nelson to Blenheim, including Wakapuaka and White's Bay Lines	92	271 18 11	127 7 8	47 4 9	250 0 0	696 11 4	7 11 5
Blenheim to Christchurch, including Waiau, Rangiora, and Oxford Lines	253	289 11 1	179 15 9	233 7 1	610 0 0	1,312 13 11	5 3 9
Wellington to New Plymouth, including Foxton to Feilding, Palmerston to Woodville, and Opunake Lines	401	432 8 8	255 11 2	382 18 3	870 0 0	1,940 18 1	4 16 9
Wellington to Napier, including Castlepoint, Kopua, and Hastings Lines	240	469 14 11	237 15 9	477 3 11	760 0 0	1,944 14 7	8 2 0
Napier to Tauranga, including Gisborne and Opotiki Lines	393	658 8 7	296 18 9	192 17 11	710 0 0	1,858 5 3	5 2 4
Tauranga to Grahamstown	73	175 11 5	173 6 0	58 5 0	590 0 0	997 2 5	13 13 2
Auckland to Coromandel and Alexandra, including Manukau Heads and Onehunga Lines	270	571 1 4	287 1 7	499 19 0	445 0 0	1,803 1 11	6 13 7
Auckland to Kawakawa, including Waivera, Russell, Hokiangra, Port Albert, and Dargaville Lines	322	297 5 6	92 1 8	68 6 8	585 0 0	1,042 13 10	3 4 9
Kawakawa to Mongonui	53	83 1 10	65 3 11	19 18 0	110 0 0	278 3 9	5 4 11
Totals	3,758	4,689 9 8	2,393 12 2	2,949 11 6	8,260 0 0	18,292 13 4	4 17 4*

\* Total average cost per mile.

NOTE.—Cape Egmont Line (7 miles), Featherston to Waibenga Line (13 miles), Wellington to Pahautanui (18 miles), and Timaru to Albury Line (28 miles), not included in this table.

Table No. 25.

INSULATION TESTS of the FIRST and SECOND COOK STRAIT CABLES for the Year ended 31st March, 1882, showing the Resistance per Knot after Two Minutes' Electrification in Megohms (British Association Units of Resistance).

First Cook Strait Cable.	No. 1 Wire.	No. 2 Wire.	No. 3 Wire.	Second Cook Strait Cable.	Dielectric Resistance per Knot.
1881—				1881—	
April ... ..	150	258	314	April ... ..	1,554
May ... ..	152	263	305	May ... ..	1,469
June ... ..	142	255	296	June ... ..	1,231
July ... ..	148	259	299	July ... ..	1,369
August ... ..	150	270	320	August ... ..	1,536
September ... ..	163	265	308	September ... ..	1,389
October ... ..	155	263	291	October ... ..	1,320
November ... ..	156	282	345	November ... ..	1,556
December ... ..	159	288	300	December ... ..	1,172
1882—				1882—	
January ... ..	136	245	309	January ... ..	1,238
February ... ..	Broke	19th	February	February ... ..	1,163
March ... ..	...	...	...	March ... ..	1,142

Table No. 26.

INSULATION TESTS of the WANGANUI and WAKAPUAKA CABLE for the Year ended 31st March, 1882, showing the Resistance per Knot after Ten Minutes' Electrification in Megohms (British Association Units of Resistance). Length of Cable laid, 108·69 Knots.

Date.	Dielectric Resistance per Knot.	Copper Resistance per Knot in Ohms.	Mean Temperature of Sea-bottom calculated from the Observed C.R.
1881—	Twenty Cells.		Deg. F.
April ... ..	3,581	11·04	61
May ... ..	3,954	11·04	61
June ... ..	4,292	11·04	61
July ... ..	4,155	11·04	61
August ... ..	4,849	10·99	54·5
September ... ..	5,827	10·97	57·75
October ... ..	5,110	10·99	58·5
November ... ..	4,688	10·99	58·5
December ... ..	4,404	11·04	61
1882—			
January ... ..	4,705	11·01	59·5
February ... ..	4,173	11·01	59·5
March ... ..	3,688	11·02	60

Table No. 27.

TOTAL COST of LINES of TELEGRAPH throughout the Colony, and of COOK STRAIT CABLES.

Section of Line.	Length of Section in Miles.	Cost of Clearing Bush.	Total Cost of Poles, including Delivery.	Cost of Wire, Arms, Insulators, &c., including Carriage.	Cost of Erection.	Total Cost of Section.	Cost per Mile.
NORTH ISLAND.		£ s. d.	£ s. d.	£ s. d.	£ s. d.	£ s. d.	£ s. d.
Total North Island to 31st March, 1881 ...	1,722	11,174 5 4	56,786 19 3	57,974 16 11	69,210 10 11	195,146 12 5	...
Cape Egmont Line ...	7	...	30 0 0	61 6 6	69 13 4	160 19 10	22 19 11
Featherston to Waihenga Line ...	13	...	161 16 3	142 9 9	96 15 6	401 1 6	30 17 0
Wellington to Pauhatanui Line ...	18	...	13 15 0	179 18 9	71 4 0	264 17 9	14 14 4
Totals ...	1,760	11,174 5 4	56,992 10 6	58,358 11 11	69,448 3 9	195,973 11 6	...
SOUTH ISLAND.							
Total South Island to 31st March, 1881 ...	2,036	20,642 16 9	69,483 1 11	52,040 0 5	64,925 1 10	207,091 0 11	...
Addington to Rakaia and South Lines, repairs (36 miles) ...	...	...	101 18 3	1,093 9 7	2,187 11 1	3,382 18 11	93 19 5
Riverton to Otautau Line, additional expenditure (18 miles) ...	...	...	...	5 9 0	79 6 0	84 15 0	4 14 2
Richmond to Motueka, reconstruction, and new line, Motueka to Collingwood, additional expenditure (76 miles) ...	...	...	...	71 11 2	54 6 3	125 17 5	1 13 1
Waiau Crossing ...	...	...	...	6 0 6	30 0 0	36 0 6	...
Timaru and Albury Line ...	28	...	517 0 3	132 19 0	260 17 10	910 17 1	32 10 7
Total South Lines to 31st March, 1882 ...	2,064	20,642 16 9	70,102 0 5	53,349 9 8	67,537 3 0	211,631 9 10	...
Total North Lines to 31st March, 1882 ...	1,760	11,174 5 4	56,992 10 6	58,358 11 11	69,448 3 9	195,973 11 6	...
Totals ...	3,824	31,817 2 1	127,094 10 11	111,708 1 7	136,985 6 9	407,605 1 4	...
Cook Strait cables, repairs to ditto, &c. (see last report) ...	...	...	...	...	...	80,676 6 8	...
Telephone exchanges ...	...	...	...	...	...	4,318 17 1	...
Total ...	...	...	...	...	...	492,600 5 1	...

Table No. 28.

RETURN of the NUMBER and AMOUNT of TELEGRAPH MONEY ORDERS ISSUED within the several POSTAL DISTRICTS during the Year ended 31st December, 1881.

Districts.	Number.	Commission.	Amount.
		£ s. d.	£ s. d.
Auckland ...	2,820	325 15 8	11,087 12 1
Blenheim ...	442	54 0 4	1,915 2 0
Christchurch ...	1,483	167 13 8	5,812 17 6
Dunedin ...	1,480	165 18 0	5,514 13 3
Gisborne ...	279	34 6 0	1,221 12 3
Greymouth ...	592	69 5 8	2,351 11 6
Hokitika ...	398	42 15 8	1,373 1 7
Invercargill ...	635	71 18 0	2,406 13 1
Napier ...	911	115 18 8	4,223 8 5
Nelson ...	377	43 1 0	1,452 14 5
New Plymouth ...	483	55 11 8	1,886 1 6
Oamaru ...	212	22 12 8	722 4 5
Thames ...	213	26 17 8	794 17 3
Timaru ...	413	44 13 4	1,441 16 1
Wanganui ...	1,172	131 12 4	4,381 12 7
Wellington ...	1,859	204 17 8	6,716 14 11
Westport ...	472	60 9 8	2,213 10 0
Totals ...	14,241	1,637 7 8	55,516 2 10

Table No. 29.

CASH VALUE of SHIPPING and WEATHER TELEGRAMS and AMOUNT chargeable to each DEPARTMENT of the GOVERNMENT for TELEGRAMS transmitted during the Year ended 31st March, 1882.

Department.						Value.		
						£	s.	d.
Colonial Secretary	...	...	...	...	...	2,519	16	0
Customs	...	...	...	...	...	608	8	0
Defence	...	...	...	...	...	3,327	16	0
Judicial	...	...	...	...	...	1,808	4	0
Postal	...	...	...	...	...	1,830	8	0
Registrar-General	...	...	...	...	...	211	16	0
Treasury	...	...	...	...	...	1,364	16	4
Public Works	...	...	...	...	...	6,613	12	0
Shipping Reports	...	...	...	...	...	3,080	4	0
Weather Reports	...	...	...	...	...	1,372	16	0
Total	...	...	...	...	...	22,737	16	4

Table No. 30.  
DEBTOR and CREDITOR STATEMENT.

DR.				CR.					
				£	s.	d.	£	s.	d.
To Total cost of maintenance of stations	...	69,165	5 0	By Cash receipts as under:—					
				Ordinary telegrams	...	68,435	18	5	
				Press	...	7,089	9	9	
				Telephone exchanges	...	613	5	2	
									76,138 13 4
				Incidental receipts not included in table,—					
				Proceeds of sale of condemned line, horses, sundry material, &c....		403	19	6	
				Subsidies of private wires and midnight service		990	18	1	
				Head Office receipts	...	583	7	9	
									1,978 5 4
									78,116 18 8
				Amount collected for money-order telegrams by Post Office	...			712	1 0
				Value of Government telegrams	...				
								22,737	16 4
									£101,566 16 0

100

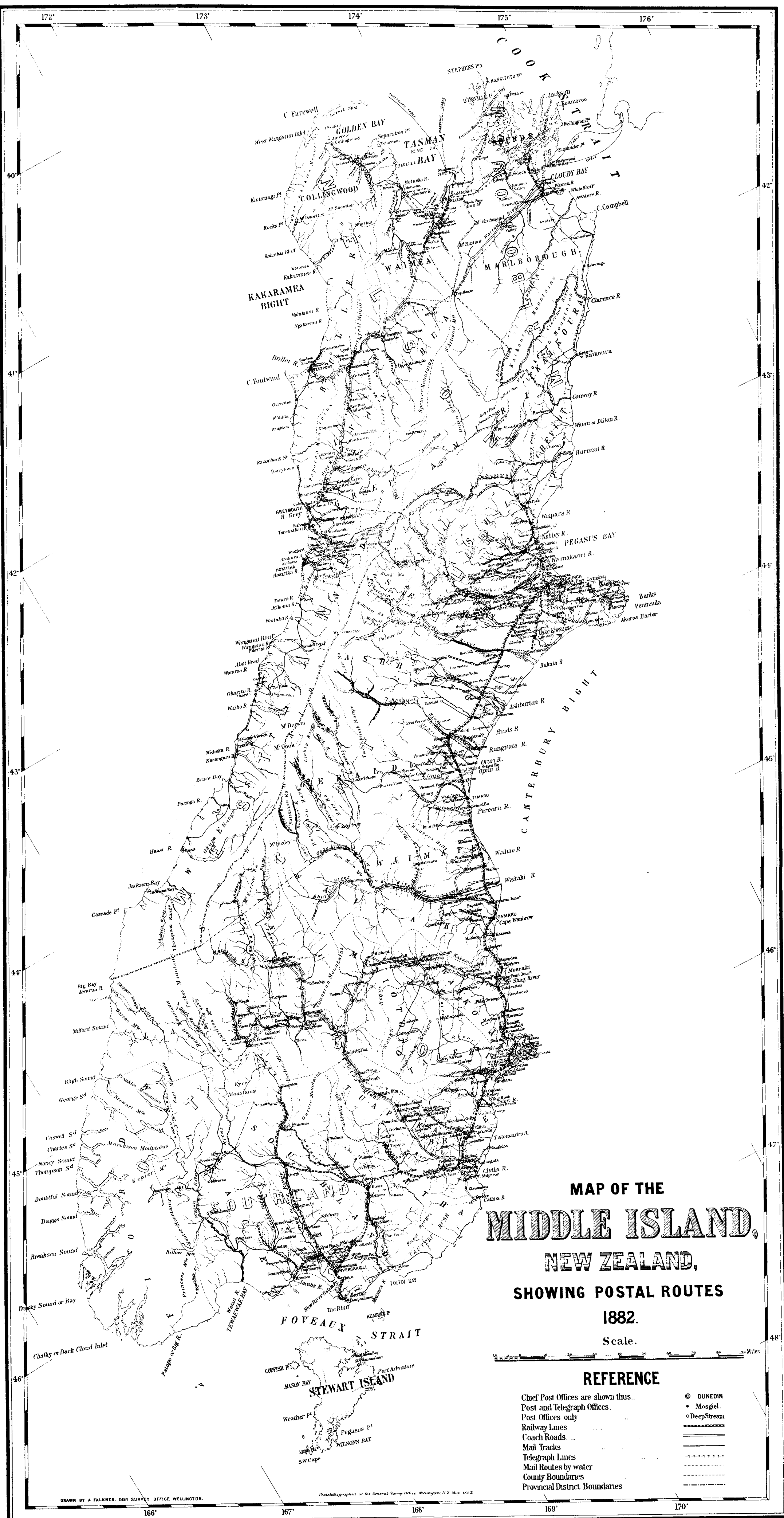
1. *Phragmites australis* (Cav.) Trin. ex Steud.

### 3.2.2. *Effect of the type of the substrate*

1000

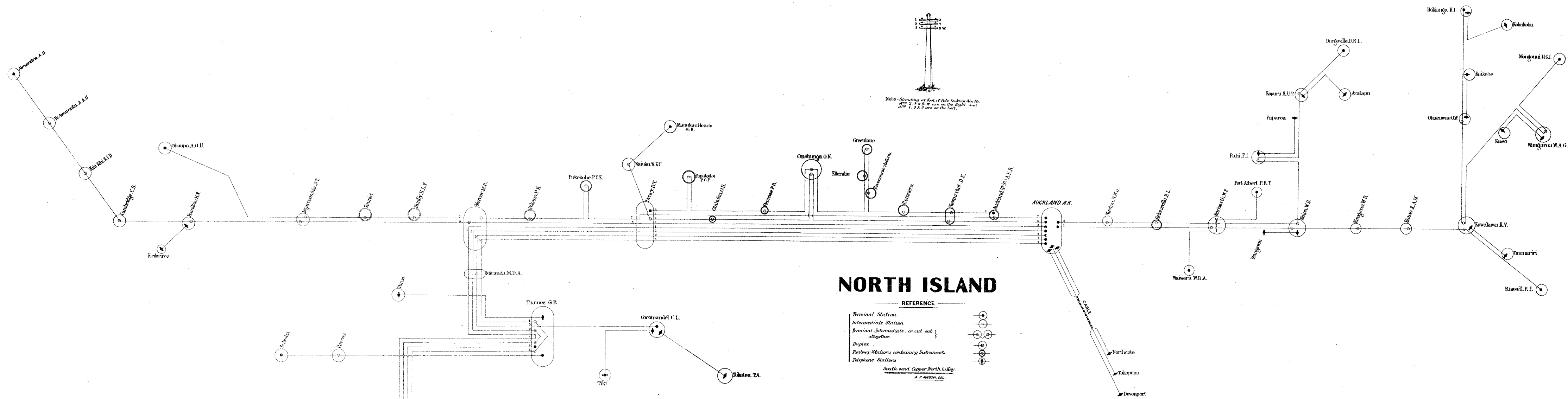
1. *Journal of the American Medical Association*, 1997; 278: 1039-1044.

○ *Chlorophyll a* (mg/g)

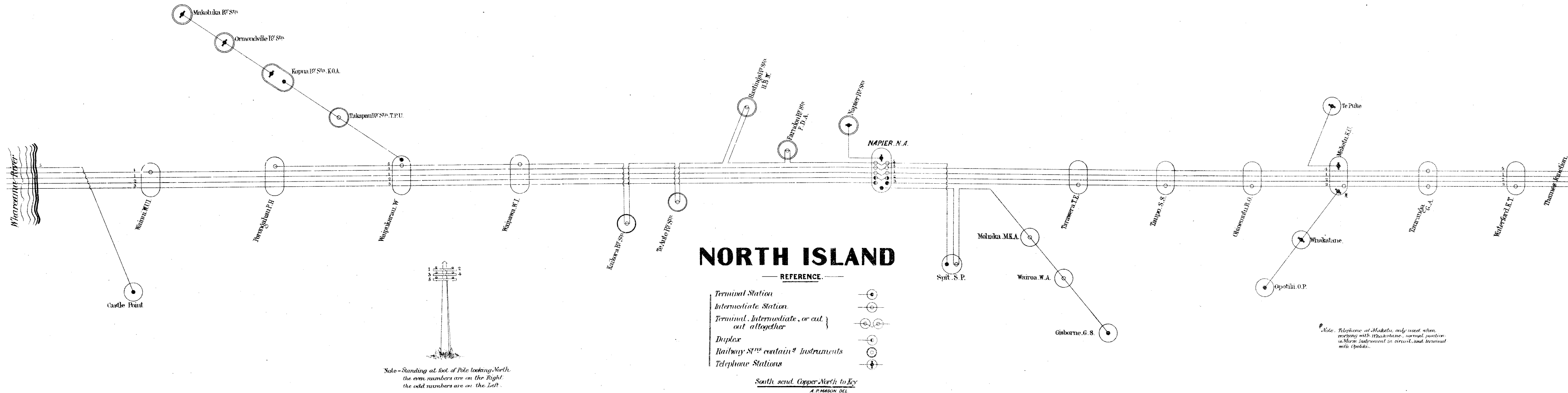




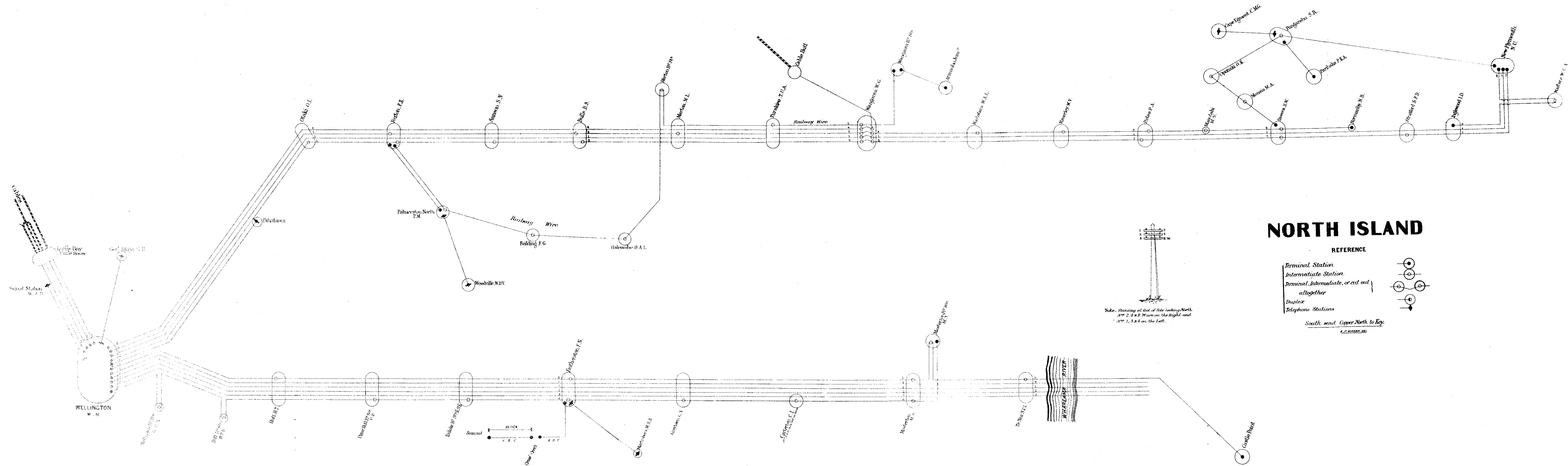












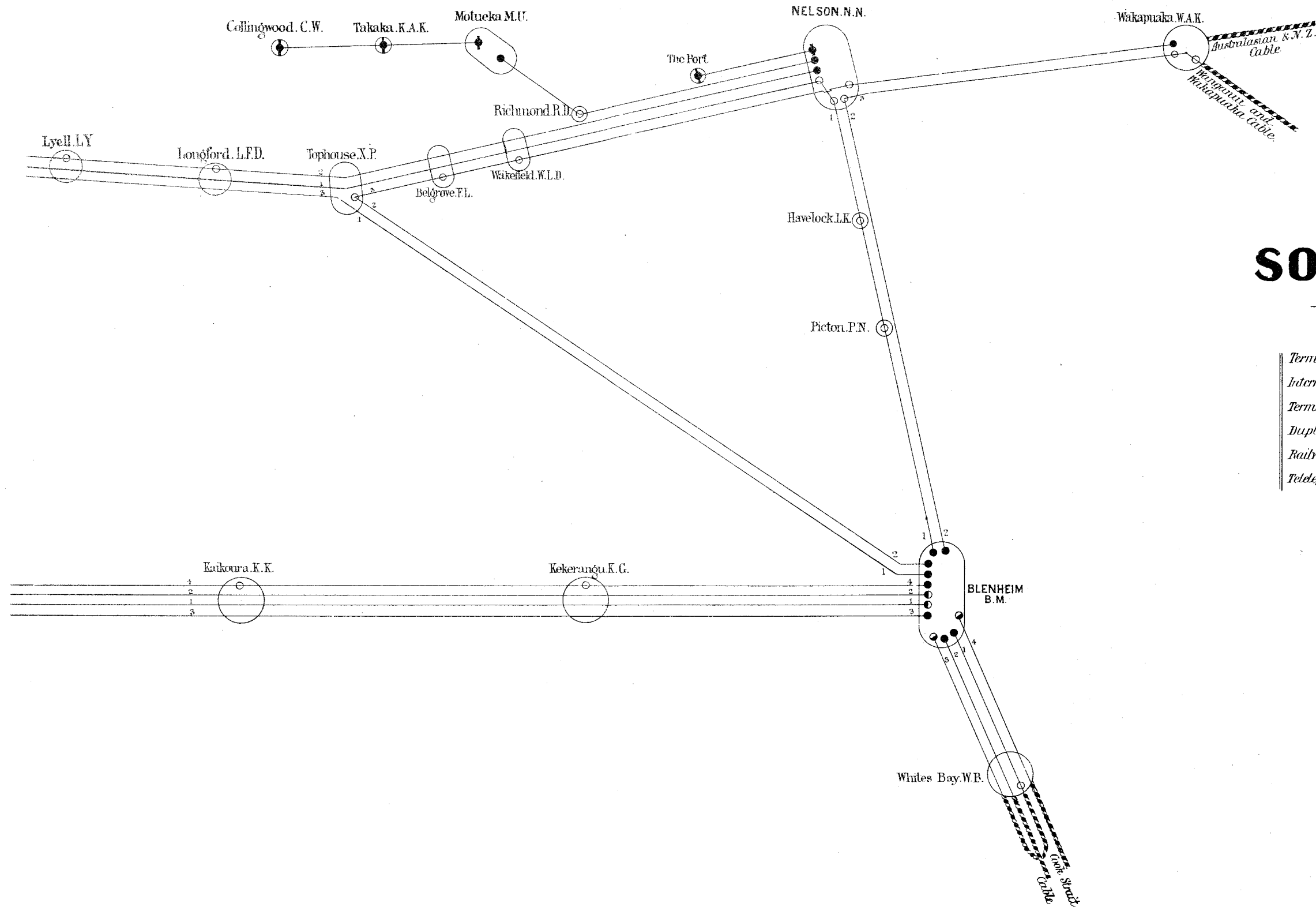
# **NORTH ISLAND**

## **REFERENCE**

- Terminal Station
- Intermediate Station
- Terminal, Intermediate, or cut out altogether
- Duplex
- Telephone Stations

South sent. Copper North to Key.  
A. P. HADSON DEL.





# SOUTH ISLAND

## REFERENCE.

- Terminal Station
- Intermediate Station
- Terminal, intermediate, or cut out altogether
- Duplex
- Railway Stations containing Instruments
- Telephone Stations

South send. Copper North to Key.

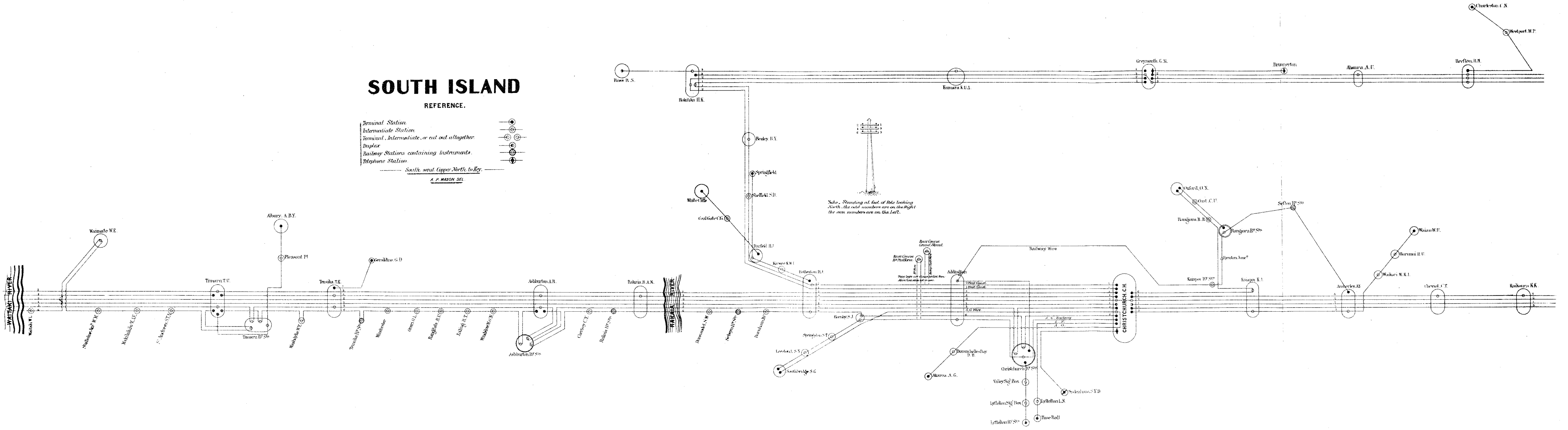
A. P. MASON. DEL.



Note. Standing at foot of Pole looking North, the odd numbers are on the right, the even numbers are on the left.







# SOUTH ISLAND

## REFERENCE.

- Terminal Station
- Intermediate Station
- Terminal, Intermediate, or cut out altogether
- Duplex
- Railway Stations containing instruments
- Telephone Station

South, south, Upper North, to Key.

A. P. MASON DEL.

Note: Standing at foot of tide looking North, the odd numbers are on the right, the even numbers are on the left.



# SOUTH ISLAND

## REFERENCE

- Terminal
- Intermediate
- Terminal, Intermediate, or cut out altogether
- Duplex
- Rail<sup>y</sup> Sta.<sup>ns</sup> containing Instruments
- Telephone Stations

South end Copper North to Key.

A. P. MASON, D.L.

Note - Standing at foot of Nite looking North the odd numbers are on the Right, the even numbers are on the Left.

