1890.
NEW ZEALAND.

RETURN OF RAINFALL

FOR EACH YEAR FROM 1864 TO 1889 INCLUSIVE.

Return to an Order of the House of Representatives, dated 27th August, 1890.

Ordered, "That a return, showing the annual rainfall at Auckland, Wellington, Napier, New Plymouth, Hokitika, Canterbury, and Dunedin, from the date at which observations were first commenced to the year 1889 inclusive, be laid before this House."—Hon. Sir J. Hall.

Return of Rainfall (in inches) for each Year from 1864 to 1889 inclusive, together with Diagrams for the Four Principal Stations.

Year.	Auckland.	Taranaki.	Napier.	Wellington.	Canterbury.	Hokitika.	Dunedin.
1864	37·400	43·800	49·300	44·500	22·000	..	24·200
1865	40·000	56·800	..	50·700	24·300	..	46·600
1866	42·000	55·700	30·000	41·100	19·400	127·500	29·000
1867	53·180	60·690	..	41·950	30·070	110·510	39·050
1868	49·087	50·420	..	55·522	30·041	120·210	38·893
1869	52·797	55·125	..	56·768	27·292	88·210	32·918
1870	44·831	54·720	32·410	48·205	28·364	116·680	39·202
1871	47·505	72·120	35·890	64·057	27·935	122·440	22·146
1872	42·096	63·640	23·940	50·945	19·741	123·210	27·393
1873	41·237	53·120	42·380	54·985	26·330	96·170	35·825
1874	35·024	57·220	37·940	53·496	22·790	104·480	28·739
1875	51·310	66·960	38·260	65·827	32·310	130·790	42·631
1876	44·025	48·180	38·390	43·374	23·990	116·325	38·260
1877	40·375	52·000	33·450	51·925	23·720	136·660	37·460
1878	37·160	56·730	21·100	54·602	13·540	154·446	45·235
1879	46·130	60·180	53·140	57·441	23·180	128·295	42·099
1880	38·890	47·220*	38·400*	46·767	17·670	122·840*	33·063
1881	34·237	..	..	50·132	28·071†	..	26·402
1882	45·630	..	..	55·685	25·391	..	41·796
1883	52·215	74·870	..	51·994	30·336	..	38·312
1884	38·070	63·640	..	62·335	28·451	..	33·881
1885	28·140	..	..	36·813	22·080	..	24·598
1886	32·640	..	..	54·477	35·287	..	52·632
1887	37·710	..	..	56·969	32·890	..	39·144
1888	34·600	..	..	41·009	29·155	..	48·356
1889	41·970	51·730	34·760	31·356	20·384	..	23·446

* The observations were discontinued at these stations at the end of 1880, owing to reduction of vote. In some cases the rainfall has been recorded, from that date, by amateur observers, but not regularly.

† Observations taken at Christchurch up to 1880, when the stations were reduced; from 1881 the returns have been furnished by the School of Agriculture, Lincoln.

Meteorological Office, Colonial Museum,
Wellington, 1st September, 1890.

R. B. Gore,
For Director.

[*Approximate Cost of Paper.*—Preparation, Nil; printing (1,300 copies), £1 2s. 6d.]

By Authority: George Didsbury, Government Printer, Wellington.—1890.

Diagram of Rain at Auckland. 1864 to 1889.

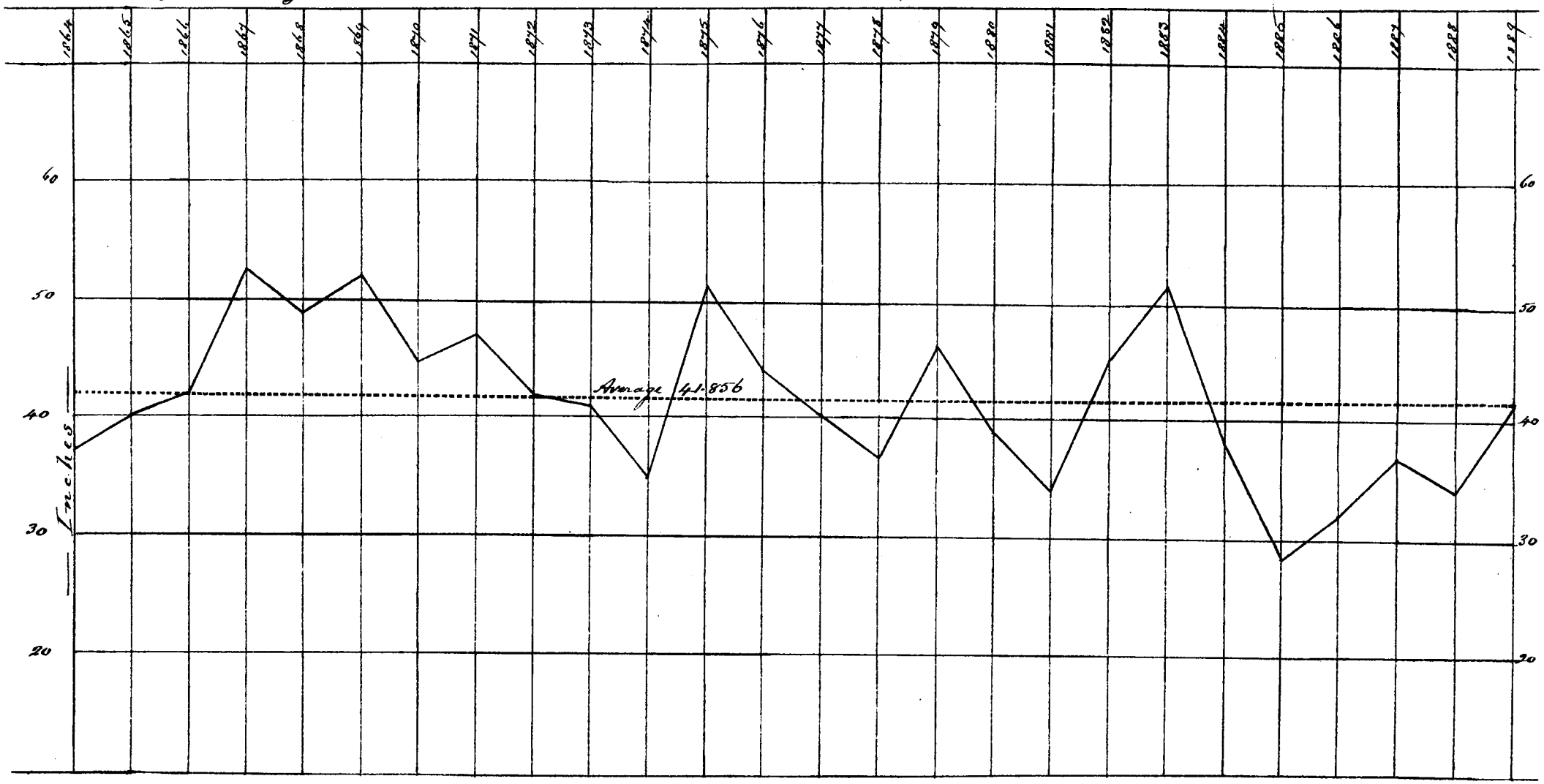

Diagram of Rain at Wellington, 1864 to 1889.

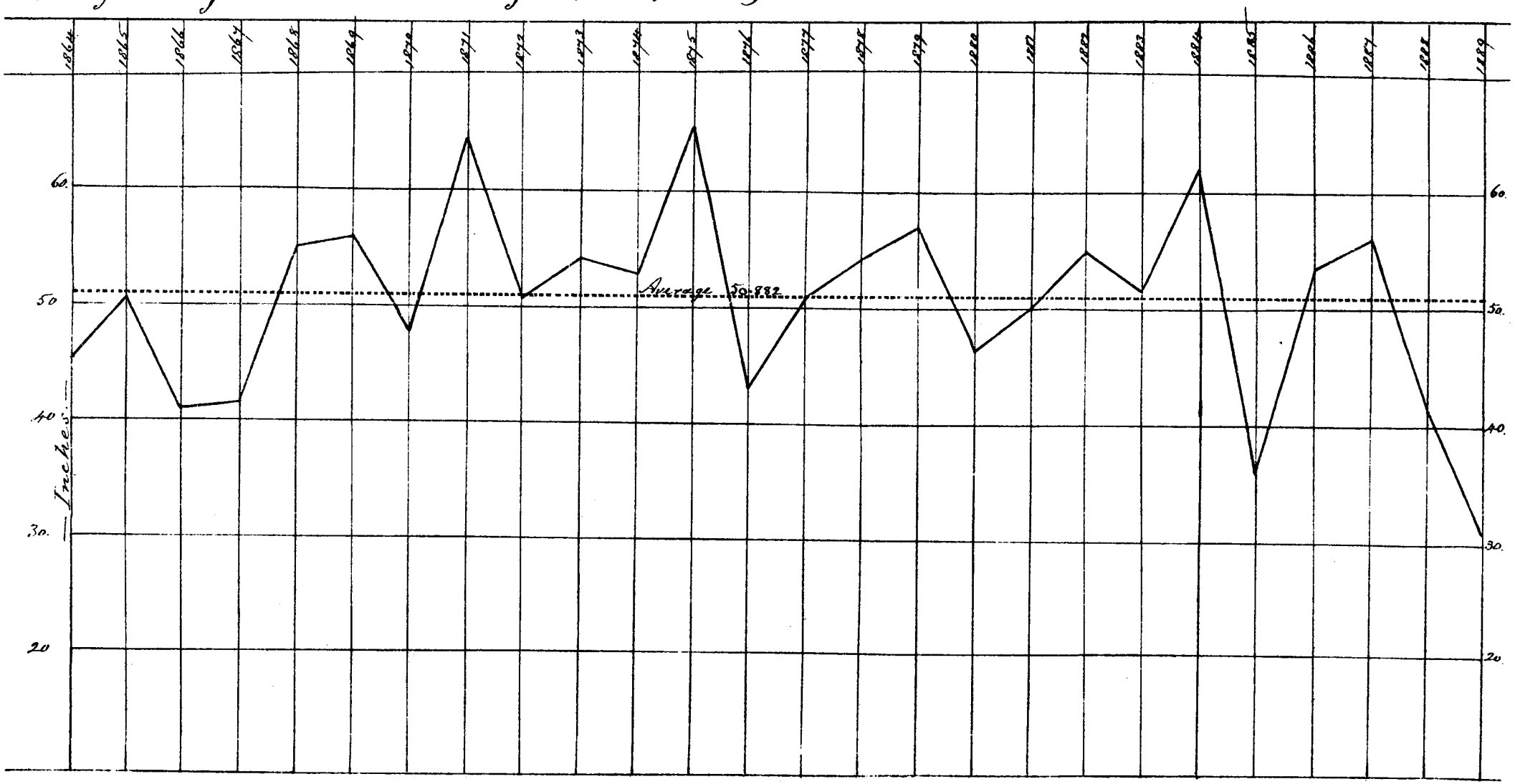

Diagram of Rain at Canterbury. 1864 to 1889

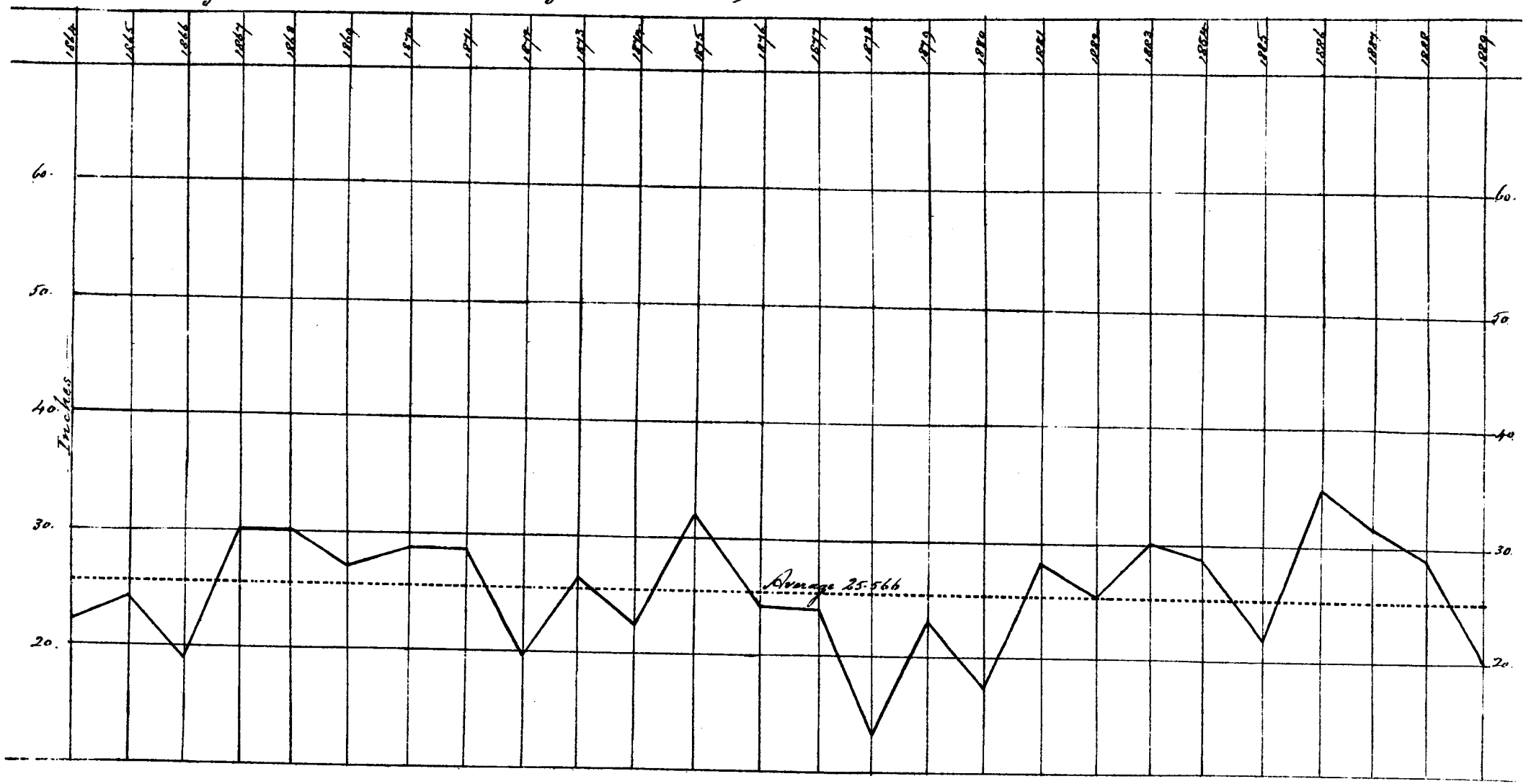
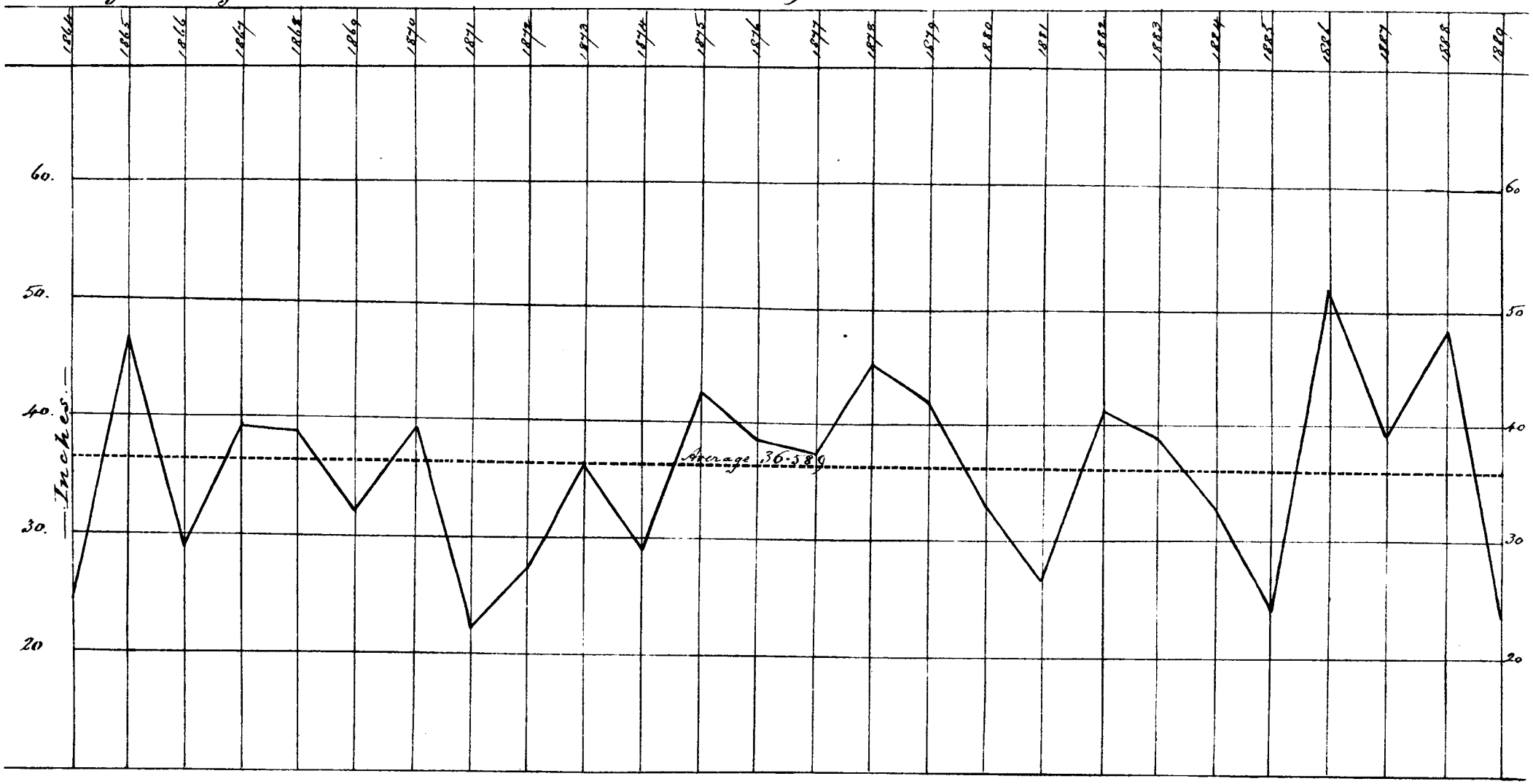
Diagram of Rain at Dunedin 1864 to 1889.