1911.

NEW ZEALAND.

DEPARTMENT OF LABOUR

(REPORT OF THE).

Presented to both Houses of the General Assembly by Command of His Excellency.

CONTENTS.

REPORTS.

	Page
Secretary, Chief Inspector of Factories, and Registrar of Industrial Unions	iii
Inspector of Factories and Awards, Auckland	xxiv
" " Wellington	xxv
" Awards, Wellington	xxvii
" Factories, Christchurch	xxviii
" " Dunedin	xxxii

Inspector of Factories and Awards at—

	Page		Page		Page
Gisborne	xxxv	Napier	xxxvi	Palmerston North	xlii
Greymouth	xlviii	Nelson	xlvi	Timaru	l
Invercargill	liii	New Plymouth	xxxviii	Wanganui	xli
Masterton	xliv	Oamaru	lii		

Inspector of Scaffolding at—

	Page		Page
Auckland	lvi	Nelson	lviii
Christchurch	lviii	Timaru	lix
Dunedin	lx	Wellington	lvii
Greymouth	lviii		

Women's Employment Branches at—

Auckland	lx	Dunedin	lxiii
Christchurch	lxiii	Wellington	lxi
Nelson	lxii	Masterton	lxi

Conciliation Commissioners at—

	Page		Page		Page
Auckland	lxiv	Christchurch	lxvi	Wellington	lxv

GENERAL.

Expenditure of Department for Year	114
Factories and Shops Acts, Returns under, &c.,—	
Return of overtime worked in factories	108
Return of permits granted to young persons (14 to 16 years) to work in factories	109
Return showing number of factories and shops in various towns in New Zealand	109
Requisitions from shopkeepers fixing closing-hours	5
Legal Decisions, Important, under Factories, Shops and Offices, &c., Acts	1
Shearers' Accommodation Act: Return showing number of sheds visited and accommodation provided	113

Page

UNEMPLOYED: Return showing number of persons assisted by the Department—
(a.) By occupations 111
(b.) By districts 112
Domestics assisted by Women's Branches 112

STATISTICS.

FACTORIES (Table 1): Number of persons engaged, weekly wages, ages, and sex,—
Auckland City and Suburbs 8
Christchurch „ 36
Dunedin „ 51
Wellington „ 22
Northern Industrial District 67
Taranaki „ 69
Wellington „ 70
Marlborough „ 72
Nelson „ 73
Westland „ 74
Canterbury „ 75
Otago District 77
Southland District 78
(Table 2): Summary of all Factories (by Trades) 80

SHOPS (Table 3): Total number of persons engaged, weekly wages, ages, and sex,—
Auckland City and Suburbs 84
Christchurch „ 85
Dunedin „ 85
Wellington „ 84
Northern Industrial District 86
Taranaki „ 86
Wellington „ 87
Marlborough „ 87
Nelson „ 88
Westland „ 88
Canterbury „ 89
Otago District 89
Southland District 90
(Table 4): Summary of all shops (by trades) 91

INDUSTRIAL CONCILIATION AND ARBITRATION ACT,—
Awards (Table 5): Schedule of the rates of wages and hours of labour in the four chief industrial districts 92
Industrial agreements, awards, and cases dealt with under the Industrial Conciliation and Arbitration Act 7

APPENDIX.

DIAGRAMS SHOWING—
(1.) Persons employed in the principal industries, 1895–1911 .. .. At end.
(2.) Total wages paid in important industries .. .. „
(3.) Annual increase of workers in factories (male and female) .. .. „
(4.) Accidents in factories, 1895–1911 .. .. „

REPORT.

The Secretary, Department of Labour, to the Hon. the Minister of Labour.

Sir,— Department of Labour, Wellington, 24th May, 1911.

I have the honour to present herewith the twentieth annual report of this Department for transmission to His Excellency the Governor, in accordance with section 68 of the Factories Act, 1908, and section 12 of the Labour Department and Labour Day Act, 1908. The report covers the late financial year—viz. from the 1st April, 1910, to the 31st March, 1911.

I have, &c.,

The Hon. J. A. Millar, Minister of Labour. John Lomas, Secretary.

In submitting this, my first report, I have pleasure in saying that the promise of a better year as far as unemployment was concerned was more than fulfilled during the year. The signs of better times were evident when the last report of the Department was published, and the winter of 1910 passed over without any marked pressure from callers for work. Skilled tradesmen, with the sole exception of those engaged in iron-working pursuits, were generally able to get full employment during the winter, and, as the summer season approached, all classes of workmen, skilled and unskilled, found ready employment. At times there was, in fact, a shortage of hands in the building trades, but no very serious inconvenience was caused to employers, although several large contracts were delayed somewhat in their completion owing to the dearth of labour. Plumbers and painters seem to have had a specially good year throughout the Dominion, and no difficulty has been experienced in placing all applying at the Department's offices.

The total number of men assisted for the year was 7,102, or 1,404 less than last year. Of this number, 2,181 were married, and 4,921 single men and widowers. Of the total, 4,251 were sent or assisted to private employment, and 2,851 to Government works.

Of those applying at the Government bureaux for employment, the following persons have received practical assistance from the Labour Department since its formation :—

Year.	Total.	Married.	Single.	Dependents.	Private Work.	Government Work.
1891–92	2,593	1,054	1,539	4,729	1,730	863
1892–93	3,874	1,808	2,066	7,802	2,518	1,356
1893–94	3,341	1,836	1,505	7,942	1,019	2,322
1894–95	3,030	2,007	1,023	8,883	894	2,136
1895–96	2,871	1,880	991	8,424	708	2,163
1896–97	1,718	1,084	634	4,719	652	1,066
1897–98	2,035	1,163	872	4,928	544	1,491
1898–99	2,115	1,178	937	4,759	638	1,477
1899–1900	2,147	1,115	1,032	4,471	486	1,661
1900–1	3,124	1,326	1,798	5,432	519	2,605
1901–2	1,830	713	1,117	2,747	396	1,434
1902–3	3,704	1,492	2,212	5,934	580	3,124
1903–4	2,860	777	2,083	3,085	1,216	1,644
1904–5	3,130	953	2,177	3,425	1,960	1,170
1905–6	6,712	2,027	4,685	7,351	1,929	4,783
1906–7	7,393	1,427	5,966	4,187	2,718	4,675
1907–8	6,305	1,440	4,865	4,408	2,977	3,328
1908–9	10,391	2,538	7,853	7,510	4,190	6,201
1909–10	8,506	2,987	5,519	10,164	5,059	3,447
1910–11	7,102	2,181	4,921	8,454	4,251	2,851
Totals	84,781	30,986	53,795	119,354	34,984	49,797

A pronounced shortage of agricultural workers was experienced during the early summer months, and no difficulty was experienced in placing unskilled hands at this work, provided they were willing and active. This employment was largely sought by new arrivals from overseas, who desired the training in order to fit them to take up farming on their own account after the necessary experience had been gained.

The clothing trades, including dressmaking and millinery, were very brisk indeed during the year, and a fresh wave of prosperity seems to have followed the tailoring industry, as the employees in this branch found very ready employment throughout the year.

In factories, as will be seen from the reports supplied by the departmental officers, there has been a continued dearth of labour, especially of girls and boys, and manufacturers have represented over and over again to the Department how greatly they have been handicapped through the want of hands. It has been suggested that the position could be met only by bringing immigrants to New Zealand, as it is quite apparent to even a casual observer that sufficient labour is not available in New Zealand itself. As to whether there is much chance of getting factory hands in Great Britain to come to New Zealand, I have very grave doubts. From time to time the shortage of hands in our manufacturing industries has been pointed out in the *Journal* of the Department, and large numbers of this publication are sent to the High Commissioner in London, who in turn distributes the information throughout Great Britain. I know that several New Zealand manufacturers have tried advertising in Great Britain for hands without any apparent success. No doubt the severance of family ties is a factor against young women workers immigrating to New Zealand, and again the employees in textile industries are able to earn fairly good money in the factories of Great Britain, and do not desire to come to New Zealand as long as they are making a comfortable living at Home. The official reports received by the Department from Great Britain bear out this statement—in fact, some of the more skilled workers receive wages in excess of those paid in New Zealand—and when the difference in the cost of living is taken into account the skilled factory-worker at Home has little to induce her to leave England, unless it be the better working-conditions ruling in the Dominion as to hours and holidays.

Factories Act.

The check experienced last year in our industrial growth proved to be temporary. For this year it is my pleasing duty to again record an increase in the number of factories and of the employees engaged therein. The following table shows the growth from 1905 to 1911 (31st March):—

Year.	Factories.	Increase.	Factory-workers.	Increase.
1895	4,109	...	29,879	...
1896	4,647	538	32,387	2,508
1897	5,177	530	36,918	4,531
1898	5,601	424	39,672	2,754
1899	6,286	685	45,305	5,633
1900	6,438	152	48,938	3,633
1901	6,744	306	53,460	4,522
1902	7,203	459	55,395	1,935
1903	7,675	472	59,047	3,652
1904	8,373	698	63,968	4,921
1905	9,123	750	67,713	3,745
1906	9,881	758	70,403	2,690
1907	10,788	907	75,310	4,907
1908	11,586	798	78,625	3,315
1909	12,040	454	78,848	223
1910	12,302	262	77,806	Decrease. 1,042
1911	12,768	466	78,790	Increase. 984
Total increase	..	8,659	...	48,911

The increase in the number of factories registered last year is 466, and there are 984 more hands employed than during 1910.





The following table shows how the wages were distributed amongst the leading trades :—

Wages paid in the several Trades, 1st April, 1908, to 31st March, 1910.

Class.	Wages paid during the Years		Increase.	Increase Percentage.
	1909–10.	1908–9.		
	£	£	£	
Food trades	1,226,817	1,157,058	69,759	6·0
Clothing trades	847,688	844,621	3,067	0·4
Printing and stationery trades	379,434	366,869	12,565	3·4
Leather-working trades	363,754	348,454	15,300	4·4
Light, heat, and power trades	163,315	147,879	15,436	9·1
Chemical and by-product trades	100,680	92,267	8,413	9·1
Watch and jewellery trades	49,469	45,582	3,887	8·4
Basket and wicker trades	17,873	17,281	592	3·4
Miscellaneous	556,384	491,921	64,463	13·1
			Decrease.	
Woodworking trades	958,902	1,035,489	76,587	..
Iron and metal trades	1,005,444	1,018,657	13,213	..
Stone, clay, and mineral trades	214,543	222,901	8,358	..
Paper and cardboard trades	22,159	24,504	2,345	..
Ship building and repairing trades	74,608	77,458	2,850	..
Totals	5,981,070	5,890,941	90,129	..

* The total wages paid in factories, as shown in the various tables, are for the twelve months ending 31st March, 1910—the figures for 1910–11, for instance, will not be obtainable from the employers until later.

It will be noted that there have been decreases in the wages paid in the following trades: Woodworking, iron and metal, stone, clay, and mineral, paper and cardboard; and ship building and repairing.

No doubt the depression suffered in the building and iron trades is responsible for some of the decreases shown. The figures published by the Department as to wages deal with the twelve months prior to 31st March, 1910, and, seeing that since that time the building trades have assumed their normal activity, I feel confident that our next returns will show a better result. As to the iron trades, the outlook is not so promising. The special inquiry instituted by the Government during the last few months will, no doubt, elicit much valuable information. Large increases are shown in the wages paid in food; leather-working; light, heat, and power; and miscellaneous trades. The total increase in wages paid over the previous return is £90,129.

Factories in New Zealand.

Industrial District.	Number of Persons engaged.								Number of Workrooms employing				Total Wages paid during the Year ending 31st March, 1910.
	Male Employees.			Female Employees.			Total Employees.	Total Employers engaged.	Up to 8 Persons.	9 to 30 Persons.	Over 30 Persons.	Total.	
	Age 14–16.	Age 17–20.	Age 21 and over.	Age 14–16.	Age 17–20.	Age 21 and over.							
Auckland City	627	1,265	6,310	579	1,053	1,523	11,357	1,639	1,251	214	94	1,559	1,032,607
Wellington City	344	750	4,100	388	707	1,273	7,562	1,148	913	161	46	1,120	750,580
Christchurch City	294	1,048	5,323	267	1,067	1,892	9,891	1,365	1,174	154	65	1,393	855,478
Dunedin City	364	963	5,028	345	1,093	1,845	9,638	1,067	1,010	147	64	1,221	800,287
*Northern District	336	630	4,025	106	231	265	5,593	1,326	1,357	153	21	1,531	500,818
Taranaki District	110	219	1,425	54	83	100	1,991	580	615	40	3	658	197,444
*Wellington District	394	1,045	5,946	209	466	586	8,646	2,346	2,168	234	20	2,422	812,611
Marlborough District	25	78	520	3	32	25	683	168	170	16	1	187	56,378
Nelson District	69	142	700	22	65	89	1,087	387	329	28	3	360	90,568
Westland District	93	196	1,084	58	109	102	1,642	381	350	56	1	407	168,722
*Canterbury District	183	383	2,171	101	193	333	3,364	892	915	71	7	993	280,196
*Otago District	100	252	951	46	113	206	1,668	513	512	30	5	547	143,377
*Southland District	198	414	2,167	86	175	242	3,282	574	622	86	8	716	292,004
	3,137	7,385	39,750	2,264	5,387	8,481	66,404	12,386	11,386	1,390	338	13,114	5,981,070

* Excluding Auckland, Wellington, Christchurch, and Dunedin Cities respectively.

The outstanding feature of this return appears to be the falling-off that has again taken place in the number of employees between the ages of fourteen and twenty years. Last year between these ages there was a total of 18,960 hands employed, whilst this year the total is 18,173, a decrease of 787.

I have explained in another paragraph the great dearth there has been in boy and girl labour, but this continued falling-off of hands must be viewed with grave concern. Mr. Tregear in his report last year pointed out that with a diminishing birth-rate and limited immigration there is very little hope of any improvement being effected. I can but indorse this statement. Orders for local work have been refused over and over again in the textile factories owing to there not being sufficient labour available to tend the machines, whilst the fruit trade and biscuit and confectionery trade, as well as others, cannot at certain seasons cope with the work. As to the conditions of work—the pay, hours, and surroundings—they must be described as very satisfactory. The factory legislation of New Zealand is looked upon as safeguarding the interests of the workers to a greater extent than in any other part of the world, and, quite apart from the strict requirements of the Factories Act, the employees, especially the boys and girls, receive special consideration in regard to wages. For years past there has been a tendency to pay 8s. to 15s. per week for a start to both boys and girls, and it is not a rare occurrence for one factory-owner to bid against his neighbour in the same town to attract such labour to his factory.

It would appear, therefore, that, at all events at present, the prosperity of our manufacturing industries is not so much dependent on the state of trade as upon the possibility of securing labour: the trade is assured, the labour is not. Undoubtedly the tendency of the boy and girl of to-day is to avoid the factory and seek work in offices.

The skilled trades are suffering likewise. There are comparatively few apprentices offering, and the whole position calls for immediate review. Hundreds of girls ranging in age from seventeen to twenty-five years are co-workers with youths and men in offices, and the tendency of parents is to give the daughters, equally with their sons, a training to enable them to take up office-work in preference to any other. This, in my opinion, is one of the chief causes of the dearth of labour in both domestic and factory work, and when the point is reached that wages in offices will be lower than those in factories, then, and only then, can a turn in the tide be expected.

The following return shows the number of factories in the four chief cities of the Dominion, classified according to the number of hands employed:—

Town.	Factories employing												
	30 Hands and under.	31 to 50.	51 to 100.	101 to 150.	151 to 200.	201 to 250.	251 to 300.	301 to 350.	351 to 400.	401 to 450.	451 to 500.	Over 500.	Total Factories.
Auckland ..	1,419	46	34	7	5	..	1	1	..	..	..	..	1,513
Wellington ..	1,053	24	12	3	2	2	1	1	..	..	..	..	1,098
Christchurch ..	1,296	23	20	7	2	2	1	..	2	..	2	..	1,355
Dunedin ..	1,136	23	18	9	2	1	2	..	..	..	..	2	1,193
	4,904	116	84	26	11	5	5	2	2	..	2	2	5,159

Overtime.

The total number of hours worked by women and by boys under sixteen years of age was 365,628, an increase of 87,066 hours over the returns of 1909–10. The dressmaking, tailoring, clothing, printing, biscuit, confectionery, and laundry trades, in point of extra hours worked, were the busiest. The details, according to trades, are given in this report.

Permits.

During the year permits were issued to 1,111 boys and 1,273 girls to work in factories. A return giving details according to towns and standard of education is given in this report.

Accidents in Factories.

The number of accidents recorded this year—viz., 872—shows a considerable increase over the number reported last year—that is, 735. Of this total, 638 of the accidents were slight; 145 might be classed as moderate—that is, incapacitating the worker for a short period; and 77 were serious—that is, affecting the worker's earning-capacity for life. Twelve accidents were fatal, as against 7 last

year. Of the fatal accidents, 2 occurred through an explosion in a cement-factory, 3 in sawmills, 1 through a fall (internal rupture), I through being struck by a piece of flying timber,-and the other through a wire rope breaking and striking an employee on the head ; a manager of a bacon-curing factory met his death through becoming entangled on a shaft of a gas-engine, and an employee in a freezing-works was killed by falling through an open hatch ; a sugar-worker, when adjusting a loose belt in motion, was caught and fell a distance of some 50 ft. ; a premature fall of clay in a brickyard was responsible for the death of another worker ; an engine-driver was killed in a bacon-factory through falling on a shaft (it was surmised in this case that the worker became giddy and lost his balance) ; a worker in a bakehouse was found dead, with his head jammed between the body of the engine and the fly-wheel, probably an attack of dizziness caused a fall ; a worker in a meat-preserving works was killed through the bursting of a vat. The percentage of accidents to number of workers employed is still very low compared with other countries, being at the rate of one reported accident of any kind for every ninety workers, and one fatal accident for every 6,566 workers employed. The table hereunder shows the accidents which occurred during the year in each industrial district :—

Northern Industrial District	325
Taranaki Industrial District	4
Wellington Industrial District	229
Marlborough Industrial District	3
Nelson Industrial District	1
Westland Industrial District	7
Canterbury Industrial District	165
Otago and Southland Industrial District	138

A chart is included at the end of this report illustrating the accidents in factories during the years 1903 to 1910 inclusive.

Every care is taken by our Inspectors, where necessary, in conjunction with the Inspectors of Machinery, to see that the lives and limbs of workers are safeguarded ; when an accident happens the whole of the circumstances are inquired into, and if there is any fault in the machinery or its surroundings, remedial steps are taken.

Prosecutions.

The decrease noted in last year's report is maintained this year. A total of 102 cases were brought before the Court, as against 113 last year. In 1909 the total cases reached 150.

Ninety-seven convictions were obtained, and 5 cases were dismissed.

The nature of offences under the Act are summarized as follows :—

Nature of Offence.	Number of Cases taken.
Failing to allow weekly half-holiday to females and boys	11
Failing to pay wages within the time prescribed by the Act	18
Failing to keep wages and overtime books	7
Employing persons under sixteen in factories without permits	11
Employing females and boys overtime without permits	4
Failing to grant statutory whole holiday to females and boys	5
Failing to keep register of employment	1
Failing to report accidents within forty-eight hours	7
Failing to post up prescribed form in factories specifying hours of work, holidays, &c.	2
Failing to register factories	22
Miscellaneous offences	14

Of the dismissed cases, 1, for non-observance of statutory half-holiday, was dismissed because it was shown that the holiday had been given, but changed from Saturday to Thursday by a poll of electors in accordance with section 36 ; 1 for failing to register factory—this was dismissed as the Inspector could not prove that the goods made therein were for sale ; 1 against a laundryman for employing a boy under the age of sixteen years without first obtaining a certificate of fitness—this was dismissed on a rehearing, a Customs officer giving evidence to the effect that when the boy landed in New Zealand three years previously he gave his age as fourteen years. Two other cases against laundrymen for employing male workers after 1 p.m. on statutory half-holidays were dismissed as there was a doubt as to the workers being actually employed.

For details of the important decisions given during the year under this Act, see " Important Legal Decisions."

Shops and Offices Act.

During the year just terminated, important and necessary amendments were enacted which provide for the registration of all retail shops. The definition of "shop" and "shop-assistant" is also extended, and now applies to hotels and restaurants and the persons employed therein. It also fixes uniform hours as well as the statutory half-holiday for the employees in hotels, private hotels, restaurants, tea-rooms, and oyster-saloons, for the whole of the Dominion. Under these new provisions time and wages books (for all shops) and half-holiday books (for hotels and restaurants) are to be properly kept; the latter have to be signed by the employees before leaving the premises on the half-holiday. These provisions have greatly simplified the work of administration, enabling the departmental officers to see that the law is more strictly observed than was the case under previous legislation. Special care was taken to officially notify hotelkeepers and others of these new provisions by circular letters and printed extracts from the Amendment Act, and so to assist them to comply with the law in this respect. Every consideration was shown by the Department's Inspectors before any action was taken for offences under the said Act.

Shops.

The following table presents a detailed report of the number of shops, employers and employees engaged therein, and the total wages paid in the four chief centres, and the various industrial districts (excluding the above four centres in New Zealand):—

District.	Number of Persons engaged.				Total Persons engaged in Shops.	Number of Shops.	Total Wages during the Year.*
	Employees.		Employers.				
	Male.	Female.	Male.	Female.			
							£
Auckland City	2,209	1,158	1,582	285	5,234	1,778	292,067
Wellington City ..	1,658	920	1,440	212	4,230	1,571	239,532
Christchurch City ..	1,828	911	1,254	321	4,314	1,448	269,476
Dunedin City	1,536	752	1,112	310	3,710	1,258	216,132
Northern District ..	1,783	719	1,910	179	4,591	1,981	182,994
Taranaki District ..	609	255	653	25	1,542	662	74,363
Wellington District ..	2,374	989	2,485	177	6,025	2,512	295,853
Marlborough District ..	184	69	174	18	445	170	21,666
Nelson District	297	147	330	31	805	332	39,386
Westland District ..	571	207	620	90	1,488	655	66,517
Canterbury District ..	981	502	1,029	57	2,569	1,021	119,101
Otago and Southland District—							
Otago	599	197	732	70	1,598	769	60,160
Southland	799	351	610	76	1,836	687	95,148
Totals	15,428	7,177	13,931	1,851	38,387	14,844	1,972,395

* As in the case of factories, the total wages paid refer to the year 1909–10, the figures for 1910–11 not yet being available.

Comparing these totals with those for last year, there are 4,218 more persons employed in shops, whilst the number of shops has increased by 1,620, and the wages paid also show the substantial increase of £160,341 over the previous year's total.

Auckland City again leads the other cities in the total wages paid during the year 1909–10, the total being £292,067; Christchurch City is next with £269,476; then Wellington City, £239,532; and Dunedin City, £216,132. Adding the amounts paid in wages in the cities to the surrounding districts, the order is as follows:—

	£
Wellington	535,385
Auckland	475,061
Christchurch	388,577
Dunedin	372,440

Last year the four cities were placed in the same relative order, but each combined district shows a considerable advance in the amounts paid on the previous year. No doubt the larger

returns for Wellington District are due to the fact that there are more towns of considerable size included in the district, such as Palmerston, Napier, Wanganui, and Masterton.

The number of employers actually working in their shops is 15,782, as against 13,481 last year, or an increase of 2,301 over last year's figures. Summarized, the position is that there were in the Dominion 14,844 shops, in which were engaged 38,387 hands, and paying £1,972,395 in wages.

Prosecutions.

Two hundred cases were taken, as against 186 during the previous year; in all, 186 convictions were obtained, and 14 cases were dismissed. The principal breaches were as follow:—

Nature of Breach.	Number of Cases taken.
Failing to close in terms of requisitions by which the hours are fixed by a majority of the shopkeepers concerned	77
Failing to close on statutory half-holiday	65
Failing to grant the weekly half-holiday to assistants	29
Failing to pay wages fortnightly	3
Employing assistants after prescribed hours	13
Employing assistants more than the prescribed number of hours	4
Employing assistants overtime without permit	7
For failing to keep holiday-book	1
Failing to pay overtime to assistants	1

The 14 cases dismissed are summarized as follow: Two were for failing to give a half-holiday to assistants; one, against a Chinese, was dismissed because the evidence showed he was not an employee; and in the other case proceedings had not been taken within one month after committal of the offence. A cycle and phonograph dealer was proceeded against for failing to close in accordance with a requisition from cycle-dealers, but the case was dismissed on the ground that he was principally a phonograph-dealer and not a cycle-dealer. Four of the dismissed cases were for employing assistants after prescribed hours; the first was dismissed on the ground that half an hour's grace was allowed shopkeepers by section 37; the second that if the employee had hurried he would not have been late; the third and fourth, as the evidence was conflicting. A case against a refreshment-room keeper for failing to pay wages fortnightly was dismissed, owing to conflicting evidence. The remaining 7 cases dismissed were for failing to close on the statutory half-holiday, 2 on the ground of insufficient evidence, and the other 5 because of some confusion which existed as the whether Empire Day or the 3rd of June was to be observed as the holiday in view of the King's Birthday. The shopkeepers concerned were in doubt as to their liability to close on the statutory half-holiday.

INDUSTRIAL CONCILIATION AND ARBITRATION ACT.

The year, industrially speaking, has been one of comparative peace, and there are only three cases to record of breaches of the "strike" and "lockout" provisions of the Act.

The following is a summary of the cases dealt with, including one of an alleged "lockout":—

Eighteen men were proceeded against by the Department in connection with the strike of butchers at Southdown, Auckland (where 27 men ceased work), owing to dissatisfaction with the rate of pay received by assistant slaughtermen. Nine of the men concerned were not summoned, as they could not be found. The strikers prosecuted were fined £2 each and costs. The strike lasted seventeen days.

Fifty workers engaged in discharging a cargo of cement at Wellington ceased work on account of the use of hooks being prohibited in handling the cargo. They were proceeded against for a breach of the strike provisions of the Act. A nonsuit was entered against the Department, on the ground that it had not been proved that a strike within the meaning of the Act took place, inasmuch as the evidence did not disclose that the men ceased work in pursuance of an agreement or common understanding between them, and with the intention of compelling or inducing the company to agree to the use of hooks or to put on extra men. Fresh proceedings were not commenced owing to insufficient evidence. This strike lasted one day.

Another case (for lockout) under the Hawke's Bay Fishermen's Industrial agreement was taken against a Napier trawling company for a lockout (section 4 of the Amendment Act, 1908). A trawler had been running at a loss, and the owners asked for a conference with the crew in reference to a proposed charter and partnership scheme. Ostensibly to allow of this conference being held, the

boat was laid up for two days, and it was alleged that this was done with the intention of compelling the crew to agree to the proposed scheme. The Magistrate held that the evidence was insufficiently convincing to impute such an intention to the defendant company, and dismissed the case.

A few other minor disputes occurred, which were either trivial or outside the scope of the Act.

The following *précis* of other important decisions delivered during the year are worthy of note :—

The various shearers' awards made during the year contain new strike provisions, for which see award made, Vol. xi, page 447.

When the Canterbury Shed-hands' dispute was brought before the Arbitration Court it was dismissed by the Judge on the ground that as the procedure for the filing of the dispute had not gone through he had no jurisdiction, there being in effect no dispute in existence. The amendment made to the Arbitration Act last year—providing that the Arbitration Court may in its discretion waive any technical irregularity or omission which may have occurred in the submission of a dispute to the Court—did not, in the opinion of the Judge, give it jurisdiction to deal with disputes not properly filed, as when the Shed-hands' dispute in the Otago District was subsequently brought before the Court the Judge held that, notwithstanding the amendment, he still had no jurisdiction, and dismissed the case. (Vol. xi, pp. 616 and 767.)

During the year the Court had occasion (viz., in connection with the claim of the Christchurch Operative Butchers' Union for a new award) to point out to the union that in its application for increased wages no attempt was made to bring the case within the ruling already laid down by the Court in the Gisborne Painters' case (Award Vol. x, page 186), and intimated in accordance therewith that the union had failed to make out a case for any change in the existing award. (Vol. xi, p. 325).

A case of interest arose in connection with the claim of the Canterbury Brick, Pottery, Pipe, Tile, and Clay Workers' Union for an award. In the hearing of this dispute, in which the union asked for rates of wages as fixed in the Auckland award, the Judge stated that the evidence called by the employers made it clear that the cost of production of clay in Christchurch was greater than in Auckland, and that therefore Auckland pipe and tile manufacturers were able to compete successfully in the Christchurch market. Under these circumstances the Court did not feel justified in fixing any higher rates of wages than those already fixed by the award. (Vol. xi, p. 230.)

A case of interest to apprentices and employers of apprentices arose in connection with the Auckland Engineers' award, when the Stipendiary Magistrate fined the employers prosecuted for having failed to pay wages to apprentices who were absent from their employment for a few days at Christmas-time. The employers had deducted the wages in the belief that the mutual understanding between themselves and their apprentices justified them in making the deduction. The Court held that the employers were not so justified. They had no power to deduct anything from the apprentices' wages. (Vol. xi, p. 563.)

Another case affecting the employment of apprentices was decided by the Court under the Christchurch Tailoring Trade award, in which an interpretation was asked for as follows: "Is an employer entitled to dismiss an apprentice from his service on account of such apprentice's prolonged illness?" The answer to this question was that a temporary illness would not justify an employer in terminating the apprenticeship. It is only in the case of an illness resulting in incapacity on the part of the apprentice to perform his duties under the apprenticeship for the whole or a large part of the unexpired term that his employer would be justified in terminating the apprenticeship. Also, that until the apprenticeship has been properly determined the employer is bound to pay the wages of the apprentice. Further, that the time the apprentice is away should count as part of the term of his apprenticeship. (Vol. xii, p. 23.)

If the employers desire to make provision to meet such cases as the above, their obvious remedy is to apply to the Arbitration Court for an amendment of their award.

Another case, relating to the question of deducting wages for time lost, arose in connection with the Wellington Tailors' award, when an interpretation was asked as to whether an employer employing a weekly-wage hand can order such hand to take a full week off, owing to slackness of trade, and so escape paying wages during the said week. The answer to this question was that an employer who employs a worker at a weekly wage is not entitled to order such worker to take a week off for any cause. So long as the relation of master and servant continues to exist the worker must be paid his weekly wage without deduction, save for time lost through his own default. (Vol. xi, p. 186.)

Other cases of perhaps less importance are as follow :—

Under the Wellington Carpenters and Joiners' award an interpretation was asked for as to whether employers, in engaging carpenters and joiners to act as foremen, were bound to give

preference to unionists. The reply to this question was that if the worker is really and substantially a foreman, then the preference clause will not apply, and the fact that he may occasionally do some carpenters' work would not affect the case. On the other hand, if the worker is substantially engaged in doing the work of a carpenter, although he may also supervise the work of others, then he would be a journeyman, and subject to the award. (Vol. xi, p. 186.)

A case concerning preference to unionists was decided by the Magistrate at Napier under the Napier Drivers' award, in which it was ruled that under the Act an employer cannot be prosecuted more than once for a breach of the preference clause, although he may continue to employ the non-unionist concerned. (Vol. xi, p. 579.)

Another case, as to whether overtime rates should be paid to pieceworkers, was decided under the Canterbury Tanners and Skinners' award, in which the Judge gave an interpretation to the effect that there was no reason why overtime rates should not be payable to pieceworkers. In a previous decision the contrary had been held to be the case. (Vol. xi, p. 586.)

Another case bearing on the same question is a decision given by the Stipendiary Magistrate under the Manawatu Flax-mills Employees' award. This decision states that in all cases in which it has been held that a pieceworker is entitled to overtime or holiday rates the employer is entitled to call on him to work whether he desires to do so or not. In addition to the decision relating to payment of overtime to pieceworkers, it will be noted that a somewhat important principle is laid down—viz., that an employer has the right to call upon his employee to work overtime whether the latter desires to do so or not. (Vol. xi, p. 631.)

A number of cases have occurred on various occasions in which partnership is brought forward as a defence against breaches of awards relating to employers and workers. Under the Dunedin Painters' award such a case arose in which the defendant was cited for employing two apprentices, being in excess of the proportion allowed by the award. The Stipendiary Magistrate who heard this case decided that he had no hesitation in holding that the alleged partnership was not *bona fide*, but an agreement entered into with the intention of evading the apprenticeship provisions of the award. (Vol. xi, p. 634.) I might add that the Department frequently meets with defence of this nature, and some difficulty is experienced in ascertaining the true relationship of the parties.

The following table shows details of expenditure of—(*a*) Conciliation Boards (under the old Act), for the years 1908–9 and 1909–10; (*b*) Councils of Conciliation (under the present Act), for 1909–10 and 1910–11; and (*c*) the Court of Arbitration for the three years 1908–9 to 1910–11 inclusive:—

	1908–9.	1909–10.	1910–11.
	£ s. d.	£ s. d.	£ s. d.
Boards	1,472 12 3	14 14 0	..
Councils	294 7 0	2,562 1 10	2,897 6 2
Arbitration Court	5,336 16 7	4,325 13 3	3,897 13 5
	£7,103 15 10	£6,902 9 1	£6,794 19 7

This table includes the annual salaries of the members of the Court (£2,800) and of the Conciliation Commissioners (£1,500).

It will be noted that the expenditure for Conciliation Councils shows an increase over last year of £335, whilst the Arbitration Court expenses are £428 less.

The expenses of assessors of the Councils of Conciliation during 1910–11 for fees and travelling-expenses are as follows:—

Industrial District.	Fees.	Travelling-expenses.	Total.
	£ s. d.	£ s. d.	£ s. d.
Northern and Taranaki	425 5 0	57 5 9	482 10 9
Wellington, Marlborough, Nelson, and Westland ..	277 4 0	83 0 5	360 4 5
Canterbury and Otago and Southland	245 14 0	29 2 9	274 16 9
Totals	948 3 0	169 8 11	1,117 11 11

Comparing the totals with last year's expenditure (£841 10s.), there has been an increase this year of £276 1s. 11d.

Industrial Union Registrations.

The returns of industrial unions for the year ending 31st December last form a separate parliamentary paper, H.–11A.

The following total shows the number of unions and members in both employers' and workers' unions from December, 1904, to December, 1910, inclusive :—

	Unions of Employers.		Unions of Workers.	
	Number of Unions.	Number of Members.	Number of Unions.	Number of Members.
December, 1903	103	3,080	258	27,640
,, 1904	109	3,292	273	30,271
,, 1905	113	3,276	261	29,869
,, 1906	109	3,337	274	34,978
,, 1907	121	3,630	310	45,614
,, 1908	122	3,918	325	49,347
,, 1909	120	3,702	308	54,519
,, 1910	118	4,262	308	57,091

It will be seen that there has been an increase of 560 members in employers' unions and 2,572 in workers' unions over 1909. The actual number of unions on the register has remained stationary in regard to workers, and there has been a decrease of two in regard to employers.

The roll of membership of industrial unions of workers has increased by 22,130 members during the last five years.

In the following table the workers' unions are shown in trade groups, with their respective percentages of increases during the period of eight years from 1903 to 1910 :—

Trade.	1903.	1909.	1910.	Increase per Cent. over Figures for 1903.
Agriculture	1,235	3,454	4,142	235·4
Building	3,717	6,252	6,857	84·2
Clothing and textile	3,158	4,319	4,717	49·4
Engineering and shipbuilding	1,441	3,059	3,383	134·8
Food	2,297	6,473	7,357	220·3
Mining	4,145	5,093	4,689	13·1
Printing	708	1,151	1,163	64·2
Transport	7,749	16,246	17,104	120·8
Other trades	3,190	8,472	7,679	140·7
Totals	27,640	54,519	57,091	..
Increase of unionists ..	..	..	29,451	106·6

For the purpose of comparison I have also shown the totals for the year ending 31st December, 1909. It will be seen on reference to the table that the whole of the groups show an increase, with the exception of the mining trade and "other trades" not specified. In the case of the miners there has been a decrease of 404 members, and in the case of "other trades" a decrease of 793 since 1909.

The work in connection with the registration of industrial unions continues to be fairly regular. For the year just ended, 24 workers' unions (with 521 members) and 6 employers' unions (with 359 members) were registered, whilst 7 workers' unions and 3 employers' unions voluntarily cancelled registration. Six associations of workers were also registered during the period. The provisions of the Act permitting of the amalgamation of unions in the one industry was responsible for the cancellation of 4 unions, which amalgamated and re-registered under one name.

Eleven workers' unions, 7 employers' unions, and 1 association of workers were cancelled as being defunct, having failed to send in returns according to section 17 of the Act.

Under the amendment passed last session 3 workers' unions availed themselves of the power of altering their titles. This promises to be a very useful provision as, on a very simple procedure, unions can more clearly indicate their scope in their titles without having to cancel their registration as was the case prior to the Amendment coming into force.

Forty-one complete and 42 partial amendments of rules were accepted during the period.

Arbitration Court, &c.

For the six years, 1906–11, awards have been made by the Arbitration Court, as follows :—

Year.	Number.	Year.	Number.
1906	52	1909	88
1907	59	1910	89
1908	98	1910–11	74

a total of 460 for the period.

Workman's Cart on Cooperative Works



Railway construction by Cooperative Labour



Co-operative Workers.—Railway construction.

Group of Workmen.—Co-operative Works near Cass.

Cases taken by the Department for enforcement of awards, &c., in the Arbitration Court total 5, as against 35 last year. Most of the cases are now taken, in accordance with the Amendment Act passed in 1908, before the Magistrate's Court, a total of 651 cases being dealt with in that Court. The total number of cases taken by the Department in both Courts is 656, of which 534 were won, and 122 dismissed. Of the 74 cases of enforcements of awards dismissed during the year, 15 were considered by the Stipendiary Magistrates as trivial and excusable, and were disposed of accordingly under section 16 of the Industrial Conciliation and Arbitration Amendment Act, 1908. In 16 instances the cause of dismissal was owing to conflicting evidence, while the remaining cases, not being proved to the satisfaction of the Court, were also dismissed.

Of the 54 cases for breaches of the Act, 50 were against wharf labourers for a strike at Wellington. This was taken as one case, and, as previously stated in this report, the Department was nonsuited. Of the remainder, 3 were dismissed owing to conflicting evidence, while one against an alleged employer for failing to keep a wages and overtime book was dismissed on the ground that the apprentice was a contractor and not a worker. Full reports of those dismissed cases are given in the Official Book of Awards, Agreements, &c., made under the Industrial Conciliation and Arbitration Act. In the Arbitration Court cases the Department was successful in 3 instances, whilst 2 were dismissed. In the Magistrate's Court 531 were won and 120 dismissed. The fines awarded to the Department in the Arbitration Court amounted to £2; in the Magistrate's Court, £682 17s. 6d. The fines in the cases taken by unions amounted to £19 16s. (in the Magistrate's Court). The following is a table showing in detail the cases taken under the Act during the period :—

Cases taken by Department for Enforcements of Awards, &c.

District.	Won.	Dismissed.	Withdrawn.	Total.
Northern	1	..	..	1
Westland	1	1	..	2
Canterbury	1	..	..	1
Otago and Southland	..	1	..	1
Total cases taken by Department	3	2	..	5
Fines			£2 0 0	

Magistrate's Court.

District.	Won.	Dismissed.	Withdrawn.	Total.
Cases taken by Department for Enforcements of Awards.				
Northern	93	32	..	125
Wellington	212	19	..	231
Westland	1	1	..	2
Canterbury	100	10*	..	110
Otago and Southland	47	4	..	51
Total cases taken by Department	453†	66‡	..	519
Cases taken by Unions.				
Northern	5	..	..	5
Wellington	4	5	..	9
Canterbury	5	..	..	5
Otago and Southland	..	1	..	1
Total cases taken by unions	14	6	..	20
Grand totals	467	72	..	539

* In 1 case appeal is pending. † In 7 instances cases were referred to the Court of Arbitration. ‡ In 4 cases the Department appealed to the Court of Arbitration, which upheld the appeal in 3 instances and dismissed the other.

Fines—	£	s.	d.
Departmental cases	528	16	6
Union cases	19	16	0

Cases for Enforcement of various Provisions of the Industrial Conciliation and Arbitration Act, 1908.

Industrial District.	Won.	Dismissed.	Total.	Penalties.
				£ s. d.
Northern	45	2	47	92 15 0
Wellington	22	52*	74	50 6 0
Canterbury	6	..	6	6 0 0
Otago and Southland	5	..	5	5 0 0
Grand totals	78	54	132	154 1 0

* In cases against 50 alleged strikers the Department was nonsuited.

Most of the other cases were for enforcement of section 58 of the Amendment Act for failing to keep wages and overtime book; but the total also includes cases for enforcement of section 5, Amendment Act (taking part in strike and creating a lockout); and section 63, Amendment Act (failing to exhibit copies of awards in factories, &c.).

The following is an analysis showing nature of cases taken under the Act for year ending 31st March, 1911:—

Nature of Offence.	Number of Cases taken.
Failing to pay award rate (minimum wage)	119
Accepting less than award rate (minimum wage)	59
Failing to pay overtime rates	38
Accepting less than overtime rates	17
Failing to give preference to unionists	53
Failing to indenture apprentices	9
Failing to give notice to the Inspector of the taking on of apprentices, &c., and of the expiration of the probation period	2
Employing more apprentices than allowed by award in proportion to journeymen	18
Failing to pay wages at weekly or fortnightly intervals	29
Deducting from wages, and failing to pay wages in full	28
Dismissing workers because they were entitled to the benefits of an award ..	2
Aiding and abetting and taking part in a strike	68
Creating a lockout	1
Failing to keep wages and overtime book	56
Failing to exhibit copies of awards	5
Having bespoke work done on other than own premises	4
For miscellaneous breaches of awards (by employers)	110
For miscellaneous breaches of awards (by workers)	58
Grand total	676
Total number of cases against employers	474
Total number of cases against employees	202

Inspectors of Awards have also had a considerable amount of work to do in the collection of penalties imposed by the Courts, having collected a sum of £537 10s. from employers, £88 9s. from employees, and from slaughtermen (who were fined in 1907 for a breach of the strike provisions of the Act), £24 10s. during the year. The following table gives a complete analysis of the collection of these penalties:—

Return showing Total Cases and Penalties paid and owing by Employers as at 31st March, 1911.

Total number of cases in which penalties inflicted, 1,903.	£ s. d.	Percentage.
Total amount of penalties	5,266 0 6	..
Total amount paid to date	4,911 19 8	93¼
Total amount outstanding	354 0 10	6¾

Of the amount unpaid, £137 5s. 6d. is owing by employers who have gone out of business, and whose whereabouts are at present unknown; several are reported to have left the Dominion. £54 10s. is owing by employers who have promised to pay off their fines by instalments; £67 8s. 4d. by employers against whom warrants of distress have been issued, but who have "no effects" (several of these are bankrupt, and are now working for wages, and are paying in small instalments); £49 17s. 6d. by employers who, through illness, &c., are in very poor circumstances, and cannot pay at present;

£2 by an employer who was accidentally killed soon after the fine was imposed; and £42 19s. 6d. of the total amount of penalties is owing by persons only recently fined. Steps are being taken in the usual way to collect the amounts owing.

Return showing Total Cases, and Penalties paid and owing by Workers (other than Slaughtermen), as at 31st March, 1911.

Total number of cases in which penalties inflicted, 604.	£ s. d.	Percentage.
Total amount of penalties	576 19 0	..
Total amount paid	485 15 9	84¼
Total amount outstanding	91 3 3	15¾

Of the amount of £91 3s. 3d. outstanding, £74 2s. 11d., representing nearly 13 per cent. of the total amount of penalties, is owing by workers whose present whereabouts are unknown (distress warrants were issued against several of them at various times, but were returned either for the reason given, or, where warrants could be served, there were no effects to seize; some of these workers were only recently fined, while others disappeared either before or just after the penalty was imposed); £5 10s. is being paid by instalments; £3 13s. is owing by men against whom distress warrants have been issued, but so far without effect; £1 12s. 4d. by two workers who were recently drowned; and £6 5s. by workers only recently fined, for the recovery of which the usual steps are being taken.

Out of the total amount of penalties inflicted on slaughtermen—viz., £1,330—it will be noted that there is still an amount of £295 outstanding, or 22 per cent. of the whole.

Return showing Position of Slaughtermen's Fines as at 31st March, 1911.

Total number of cases in which penalties inflicted, 266.	£ s. d.	Percentage.
Total amount of penalties	1,330 0 0	..
Amount paid within three months	422 10 0	31¾
Amount paid within six months	70 5 0	5¼
Amount paid over six months	542 3 6	41
Amounting outstanding	295 1 6	22

Of the amount of £295 1s. 6d. outstanding, £195 1s. 6d., representing 14¾ per cent. of the total amount of penalties, is owing by 72 slaughtermen, who at present cannot be found.

I am afraid, owing to the long lapse of time, the difficulty of tracing these men is very great, although the Inspectors will not cease their efforts to enforce payment of the penalties if they come across the men in the future.

The business dealt with under the Industrial Conciliation and Arbitration Act, 1908, during the year ending the 31st March, 1911, is summarized in the following table:—

Industrial agreements	17
Arbitration Court.	
Awards	74
Enforcements of awards (conducted by Department)	5
Enforcements of awards (conducted by unions)	Nil.
Interpretations of awards	33
Other decisions (amending awards, adding parties, &c.)	43
Appeals from decisions of Stipendiary Magistrates	7
Application for awards refused	2
Cases under the Workers' Compensation Act	24
Magistrates' Courts.	
Enforcements of awards (conducted by Department)	519
Enforcement of awards (conducted by unions)	20
Enforcements of section 5, Amendment Act (*re* strikes)	68
Enforcement of section 4, Amendment Act (*re* lockout)	1
Councils of Conciliation.	
Recommendations	87
(See Reports of Conciliation Commissioners.)	
Inspectors of Factories.	
Permits to under-rate workers	165
Secretaries of Unions.	
Permits to under-rate workers	124

Councils of Conciliation.

The results of the work of the Commissioners of Conciliation is summarized in the following table :—

Industrial District.	Number fully settled.	Number partially settled.	Number in which no Settlement was made, and whole Dispute was referred to Court.	Total.
Northern and Taranaki	17	7	2	26
Wellington, Marlborough, Nelson, and Westland	19	5	1	25
Canterbury, and Otago and Southland ..	29	2	5	36
Grand totals	65	14	8	87

It will be seen that the total number of cases fully settled this year is only 2 short of those for last year. Considering the total number of cases dealt with in the last two years (189), it appears to me to be extremely satisfactory that 132 of the cases have been fully settled, whilst the cases referred to the Court—*i.e.*, in which no settlement has been come to by the Conciliation Commissioners and their assessors—for the two years, total but 20. The cases in which a partial settlement was come to total, for the two years, 37. The reports of the three Commissioners appear in this report.

Moneys recovered for Workers under various Acts.

Inspectors of the Department have recovered the total sum of £1,250 13s. 1d. on behalf of workers, as detailed by the table given hereunder. The amounts consisted mainly of money due for back wages, payment for holidays, overtime, &c. The cases were not considered serious enough for prosecution, as the lapses were found to be committed through inadvertence. The following table shows the amounts collected under the various Acts according to industrial districts :—

Industrial District.	Under the Industrial Conciliation and Arbitration Act.	Under the Factories Act.	Under the Shops and Offices Act.	Under the Wages Protection Act.
	£ s. d.	£ s. d.	£ s. d.	£ s. d.
Northern	113 13 4	17 3 8	31 5 2	..
Taranaki	13 9 7	54 9 0	14 9 6	..
Wellington	196 12 8	48 17 5	19 2 7	12 5 4
Westland	..	1 6 0	..	0 15 0
Canterbury	434 7 8	13 18 3	..	..
Otago and Southland ..	272 3 8	6 14 3	..	..
	1,030 6 11	142 8 7	64 17 3	13 0 4

Workers' Compensation Act.

There were 21 cases brought before the Arbitration Court under this Act, 17 less than last year. As a result, 7 workers partially incapacitated by accident received various amounts, totalling £715 17s. 10d. In one case a worker wholly incapacitated by accident received £335. In 4 cases the widows and relatives of fatally injured workers received various amounts, totalling £1,556 5s. In 2 additional cases arising out of fatal accidents the defendants admitted liability for the amounts claimed, and the Court had merely to apportion the totals between various dependents : the amounts thus apportioned totalled £608 5s. In 2 cases the Court decided that the plaintiffs were entitled to the benefits of the Act, but ordered the parties to come to a private agreement as to the amount of compensation. Five cases were dismissed.

Undoubtedly the less number of cases brought before the Court is due to the fact that the majority are settled by private arrangement between the parties. Such settlements are rendered fairly easy of calculation, as the Second Schedule to the Act fixes the amount of compensation payable for certain classes of accidents. Then, too, the cases already decided by the Court itself form excellent precedents for cases that subsequently arise.

1. A widow, resident in Victoria, claimed compensation for the death of her husband, a coal-miner who was killed on the West Coast. It was claimed on plaintiff's behalf that deceased was domiciled in New Zealand at the time of his death, and that his wife must therefore be considered as being likewise domiciled in New Zealand. Evidence showed that deceased had come to New

Zealand a year before his death, and during that year had remitted various sums to Victoria for the upkeep of his wife. His wife contended that it was his intention to make a permanent home in the Dominion, and relied on statements in his letters to prove that contention. The Court held, however, that there was not sufficient proof of the assertion that the deceased intended to make his permanent home in New Zealand; the fact that during his year's residence he had not saved any money wherewith to bring over his wife and family told heavily against such an assertion. In giving judgment, the Court held that "although residence may be some small *prima facie* proof of domicile, it is by no means to be inferred from the fact of residence that domicile results, even although it may not appear that the party had any other residence in existence or contemplation. The plaintiff has failed, therefore, to discharge the onus of proving that her husband had abandoned his domicile of origin and acquired a domicile in New Zealand, and judgment must be for the defendant." (Decisions, &c., Vol. ix, p. 13.)

(2.) In an action brought by a bushfeller against his employer, the evidence showed that while plaintiff was (on a Sunday) putting a new handle in his axe he accidently cut off his left thumb. The decision hinged on the question whether the accident arose out of and in the course of plaintiff's employment. In holding that the accident did so arise, the Court said. "The tools used by the workers engaged in bushfelling are provided by the employer, and it is the duty of the workers to keep these tools in proper order. We are satisfied from the evidence that it is customary for the work of repairing and sharpening tools to be done outside the ordinary working-hours, and that this work is frequently done on Sundays. In proceeding to put a new handle in his axe the plaintiff was doing part of the work which it was his duty to perform. He was doing this work on his employer's premises, and at a time which is recognized as a proper time for doing such work. That he was doing this work with the knowledge and approval of the defendant is proved by the fact that the latter supplied him on Sunday with the new handle that was to be put into the axe. These facts bring the case clearly within the terms of the Act, and the plaintiff is entitled, therefore, to compensation." (Decisions, &c., Vol. ix, p. 21.)

(3.) In an Otago case a threshing-mill worker claimed damages in consequence of an accident sustained in the course of his employment. The Court, in deciding the question of liability, declared that the case was on all-fours with that of Attwood *v.* Smith (W. C. Reports, Vol. ii, p. 24), and that the person liable was therefore the farmer whose corn was being threshed, and not the mill-owner who was doing the threshing. (Decisions, Vol. ix, p. 25.)

(4.) In another Otago case the plaintiff was a bagger on defendant's threshing-mill, and, while travelling from one farm to another, he was told by the defendant to hold the riddle on one of the wagons. He slipped, and the wheel caught and jammed his foot. He was able three months after the accident to do light work, but his foot still required medical attention. In giving judgment, the Court said, "The case cannot be distinguished from Attwood *v.* Smith (W. C. Reports, Vol. ii, p. 24). According to that judgment, claimant is a mere volunteer. If the claimant was a servant at the time, what were the wages? If there were no services there could be no wages, and therefore absolutely no basis to go upon. The owner paid nothing at all while going from farm to farm, and any service rendered he got for nothing. It was unsatisfactory, but the claimant does not seem to have been employed between farm and farm. Judgment for defendants." (Decisions, Vol. ix, p. 26.)

(5.) The plaintiff in a Canterbury case was driving a cart along a street when he received an air-gun pellet in his eye. The pellet was fired by a mischievous boy, who, however, swore that he fired at the plaintiff's back, and that the accident was caused by the plaintiff's suddenly swinging round in his seat. The question for decision was whether the injury sustained by the plaintiff in these circumstances could be said to have arisen out of and in the course of his employment by the defendant. The Court held that the accident was not the result of any peculiar danger incidental to the employment of driving, nor was it the result of anything the plaintiff was doing in the course of his work. It therefore could not be said to have arisen out of his employment, and judgment must be for the defendant. (Decisions, Vol. ix, p. 28.)

The Shearers and Agricultural Labourers' Accommodation Act, 1908.

The Inspectors under this Act throughout the Dominion have had a busy time during the year, and, as a result, the accommodation generally shows a further improvement on the conditions which previously existed. A very pleasing feature of the year's work has been the manner in which the Department's requirements have been met by a large proportion of the sheep-farmers upon whom notices for improvements have been served. In some cases the farmers have asked to be furnished with plans and specifications of the accommodation the Department considered necessary

to meet the requirements of the Act. These requests were immediately complied with by supplying all information on the subject.

Unavoidable delay has been occasioned through a number of properties having changed hands during the year; in such cases it has been necessary to again commence proceedings by issuing fresh notices to the new proprietors. There have also been numerous cases in which unavoidable difficulties and delays have been caused, especially in the Gisborne and Tolaga Bay districts, through the difficulty experienced in carting the requisite building material to the various stations, owing to bad roads, which in many instances were rendered quite impassable by the heavy and continuous rains and floods experienced just prior to the time when the work was to have been commenced. On a request being made for an extension of time, the request has been granted, providing that the circumstances warranted it.

On the other hand, there have been cases in which the proprietors have actually defied, or ignored the Department, and in these circumstances application for a Magistrate's order has been the only alternative. The following cases have been brought before the Court:—

At Kaikoura a sheepowner was proceeded against for failing to provide proper accommodation for his shearers, and the Magistrate adjourned the case in order to give the defendant an opportunity to comply. On our Inspector paying a subsequent visit, he found that the Magistrate's orders had been satisfactorily complied with, and at the adjourned hearing the case was accordingly withdrawn. At Herbertville a similar case was brought before the Court, and the sheepowner, who had failed to comply with a notice which had been served on him, was ordered by the Magistrate to carry out the required improvements within two months. In this case also the order was fully complied with to the satisfaction of the local Inspector. Costs and expenses to the amount of £1 13s. were allowed. Three cases at Tolaga Bay and one at Gisborne were dismissed by the Magistrate on the ground that the notices had not been served as required by the Act, his Worship holding that service by registered letter was not sufficient compliance with section 6 (2), notwithstanding the fact that receipts for the letters were held by the local Inspector, and produced by him in the Court. I need hardly point out that this decision means more expense and delay in carrying out the provisions of the Act. Wherever possible I shall instruct the Department's officers to deliver the required notice at the time of the original inspection, so that a second visit will not be necessary.

Another case of neglect to comply with a notice issued by the Department was heard at Wanganui, and the presiding Magistrate ordered the defendant to carry out the required improvements by the 30th June, 1911; and again, in the same Court, another sheepowner, charged with a similar offence, gave a satisfactory undertaking to the Magistrate that the notice would be fully complied with before the next shearing season, and the case was thereupon withdrawn.

During the period under review numerous complaints were received from Secretaries of Unions in various parts of the Dominion as to the accommodation provided for the shearers at certain stations. These complaints were promptly investigated, and in some instances were found to be justified. The defects complained about were at once ordered to be remedied, and, as a rule, the desired improvements were duly carried into effect; on the other hand, a large number of the complaints reported to the Department were groundless.

Some of our Inspectors have from time to time suggested, at the instigation of the shearers themselves, that the use of tents for sleeping purposes be in certain cases allowed. These cases have arisen in the warmer climates and where Maori shearers are employed. In many cases the Maoris prefer tents, and even go to the extent of pulling down bunks provided for them in accommodation buildings. It must be admitted that tents are preferable in such cases, especially where, as is usually the case, the Maoris take their families with them, and anything approaching privacy cannot be obtained except by means of tents. There is also the advantage that, when shearing is over, which is a matter of only a few weeks, the tents can be cleared away and the place easily cleaned up. The suggestion has, however, been looked upon as being liable to abuse. The plan has in a number of instances been given a trial, it being strictly stipulated that in no case could the proposal be entertained unless the shearers themselves expressed a preference for this kind of accommodation. The result in the few instances allowed has so far been satisfactory.

During the year a total of 320 places were inspected under the Act. Of this total, 205 were found to be satisfactory. Minor alterations were necessary in 29 cases, 27 required extensive alterations, and in 16 instances no accommodation whatever was provided. In 43 cases additional buildings are to be erected. The whole of the work requiring attention, as indicated, is now in hand, and I hope to report that the buildings have been completed, added to, or altered, as the case may be, before next shearing season opens.

Details showing the inspections made, and condition of the accommodation provided in the several districts in the Dominion are given at the end of this report.

Scaffolding Inspection Act.

This Act continues to work smoothly, and the Inspectors are doing very useful work in safeguarding, as far as possible, the lives and limbs of the workers engaged in working upon scaffolds.

The accidents under the Act unfortunately show a large increase over the returns for the previous year (there being 124 accidents as against 66 in 1909–10), although it cannot be said that any of them were due to structural defects in scaffolding. The following totals show particulars regarding the accidents in the different districts:—

District.	Slight.	Moderate.	Serious.	Fatal.	Total.
Auckland..	45	11	10	4	70
Wellington	7	1	5	1	14
Nelson	..	1	..	..	1
Westland..	..	3	1	..	4
Canterbury	7	8	5	..	20
Otago and Southland	2	6	6	1	15
	61	30	27	6	124

It will be noted that 50 per cent. of the accidents are slight—that is, necessitating only a day or two's absence from work. There were 5 fatal accidents, as against 2 during the previous year. Of these 5 fatalities, one man lost his life through a sudden gust of wind blowing over a trestle on which he was working; another through a fall off a roof owing to a mis-step; in the third case the workman slipped on a clay bank and rolled against some projecting steel bars, one of which penetrated his body and caused blood-poisoning, from which he died. The remaining two accidents were caused through falls off scaffolds, one from a height of 16 ft. and another 50 ft.

There were 34 cases taken before the Court under the Act for the following offences:—

Nature of Offence.	Number of Cases taken.
Failing to notify Inspector of intention to erect scaffolding	28
Failing to notify Inspector of accident	5
Failing to comply with directions from Inspector *re* erection of scaffolding ..	1

Two of the cases were dismissed, one on the ground that when the scaffolding was erected it did not exceed 16 ft. in height, although since the time of erection the ground had been excavated. The other case was dismissed as it was proved the scaffolding was not 16 ft. from the "structural base."

Servants' Registry Offices Act.

I have little to report in reference to the working of this Act, which continues to give little or no trouble in its administration.

From the various inspections made throughout New Zealand it would appear that the provisions of the Act are observed. The abuse pointed out in last year's report as to certain registry-office keepers selecting men for employment when the vacancy had already been filled has not been so evident this year. The Inspector at Palmerston North refers to a few cases of the kind which happened during the period, whilst the Masterton Inspector points out that advertisements are kept in the Press after the positions have actually been filled. In this latter case men are attracted to the town only to find that the work is not offering.

There were two cases under the Act; both charges were against one defendant for conducting a servants' registry office without a license. Convictions were obtained in each case.

Industrial Statistics.

The industrial statistics contained in this report are compiled on the same lines as in the previous years (see tables 1–5).

The Department has had under consideration for some time past the question of improving upon these statistics. They have hitherto been based on information gathered mainly as on the 1st April in each year, when, of course, some trades are not in full operation, while others may be particularly busy; the information gathered does not, therefore, give a fair indication as to the extent of the industries carried on throughout the year. The Department accordingly has in view the matter of making these statistics more comprehensive by covering the operations of the various industries throughout the whole year, and at the same time of making them more reliable by securing more definite data from manufacturers.

As it would be impracticable to attempt to collect such complete data every year, it is proposed to do so once in five years only, in the year in which the census is taken, especially as the census Department also collects statistics concerning the industries of the Dominion at that time, which statistics, I should add, have in the past to some extent duplicated those collected by the Labour Department. In order to avoid the overlapping, arrangements have been completed by which the Labour Department will, in future, collect all information concerning hands employed, wages paid, time worked, &c., while the Census Department will confine its attention to information relating to the cost and value of manufactures, &c.,; the statistics compiled by the two Departments to appear in a joint publication and to be embodied in the statistical volumes issued by the Government.

When the notices were issued to manufacturers in April of last year, intimating the returns that would be required by the two Departments, some exception was taken to what was termed their "inquisitorial" nature. I cannot, of course, speak regarding the information required by the Census Department, but I would mention that, before issuing the notices so far as they relate to the Labour Department, full inquiries were made from large and representative manufacturers and others which went to show that no great difficulty would be experienced in the collection of the information required. Whatever difficulty was anticipated by employers was, I believe, largely removed when it was found that it was not proposed to ask for the information more than once in five years, and also that the filling-in of the wage-sheets supplied by the Department would be a more simple matter than the compiling of an intricate return showing averages, &c., although in the case of large firms it necessarily entailed an amount of clerical labour in copying the items from the wage-books. This statement would appear to be borne out by the fact that very little difficulty has been experienced in the collection of the wage-sheets, and I would like to take this opportunity of expressing the thanks of the Department to those many employers who so readily acceded to the requests of the Department, and also to the New Zealand Employers' Federation, for assistance rendered by them. I trust that when the statistics are published their usefulness to all concerned in the welfare of the industries of the Dominion will warrant the extra trouble taken this year. The returns are now coming in rapidly, and it is hoped that the compilation of the statistics will be completed in about six months' time.

Table 6 (showing comparison between minimum award rates and rates actually paid) is being omitted from this report, as it is proposed to compile the same from the more complete information above referred to.

Cost of Living.

As indicated in the last annual report, I have endeavoured during this year to obtain some reliable statistics in regard to the cost of living.

For years the matter of obtaining some data of a reliable nature has received the earnest consideration of the Department, and the lead established by the Commonwealth of Australia was taken advantage of during the current year in instituting an inquiry on a smaller but similar scale throughout this Dominion. The method adopted in the Commonwealth of supplying booklets in which workers could keep an account of household expenses was followed in New Zealand, with certain modifications. The inquiry was limited to the chief towns of New Zealand, 750 books being sent to each of our officers in Auckland, Wellington, Christchurch, and Dunedin respectively, who in turn sought the co-operation of unionists and workers of all classes for the purpose of keeping a correct tally of income and expenditure for the twelve months commencing from the 1st October, 1910, to the 31st September, 1911, inclusive. Full publicity through the Press was given to the fact that the Department was seeking this record, and the co-operation of the public concerned was asked so as to bring the matter to a successful issue. The whole of the 750 books were not fully distributed in any of the centres, an average of about 600 only being issued. Some of the members of the unions declined to assist in the matter, while others took the matter up enthusiastically, no doubt because it was the desire of the officials to obtain the records for future use in presenting their cases before the Court of Arbitration. The information supplied by individuals will be kept strictly confidential, and it is hoped, if the booklets have been faithfully kept by a sufficient number of workers, to publish an interesting return, either prior to or in connection with the next annual report of the Department.

Regular half-yearly returns continue to be published in the Department's *Journal* showing the the prices of commodities and rents in the four chief centres, and the prices of commodities in the secondary towns of the Dominion. As the return was inaugurated in 1906, the various changes from year to year in the prices of food used from day to day afford interesting study, although for comparative purposes the period (1906-10) is rather short. The usefulness of the return will increase as the years pass by.

Group of Lads for Work on New Zealand Farms taken on arrival at Wellington, Jan. 4th, 1911. (Mr. Sidgwick in centre.)

Women's Employment Branches.

These branches, whilst not showing the same result as to the number of persons assisted last year, continue to do very useful work.

For the twelve months just ended, 2,244 women and girls have been assisted to employment—mostly in domestic service. This total represents a decrease of 547 persons assisted over those for the year ending 31st March, 1910, and is to be accounted for solely by the fact that applicants for employment were not offering. The difficulty in securing domestic workers grows more acute from day to day, although the conditions of employment continue to improve, both in regard to wages paid and hours worked. Competent domestics can easily command positions at from 15s. to £1 per week and found, in addition to obtaining holiday-leave weekly. As pointed out in almost the whole of the reports of officers in charge of these branches, this dearth of domestic workers entails great hardship upon family life, especially upon those parents having young children to bring up and the ordinary housework to attend to. The position is put very clearly by Miss Bremner (in charge of the Wellington office). The fact that such high wages can now be secured by girls prevents any families, where the income is only moderate, obtaining the assistance of an extra hand. I cannot emphasize too strongly how greatly this must affect the health of mothers and, incidentally, the birth-rate.

Of the total number of women assisted (2,244), 417 were married, and 1,827 were single or widows; 255 came from Great Britain and 70 from the Commonwealth of Australia, the balance hailing from either the North or South Island of New Zealand.

"Sedgwick" Boys.

At the end of January last there arrived in the Dominion a party of 50 boys who had been selected in England to take up work on New Zealand farms.

The inaugurator of the scheme, Mr. T. E. Sedgwick, chose the boys, and the High Commissioner for New Zealand passed them as being suitable for the work they were to undertake in New Zealand. The party comprised 25 lads from Liverpool and 25 from London, and their ages ranged from sixteen to nineteen years. Each boy was required, previous to selection, to pass a strict medical examination, and to produce two certificates as to character.

On the arrival of the lads, they were met on the vessel, and the impression the boys made was very favourable. Positions were already secured for all of the boys, and the work of arranging for their transit to their respective employers was undertaken immediately after they landed. The majority of the party were sent away to their destinations within twenty-four hours of arrival, and although some of the boys travelled as far as Whangarei in the North, and to beyond Invercargill in the South, there was no hitch in the arrangements, and all the boys were at work within a few days after leaving the ship.

The Department instituted a new procedure with regard to the future of these lads. In order to equip them to take up agricultural work as a livelihood, an agreement was entered into between the farmers, the Department, and the employees, in which it was agreed as follows:—

(1.) The term of engagement (generally three years, but varying with age of employee); at certain wages weekly; and for payment of pocket-money.

(2.) For the employer to teach the business of sheep, agricultural, general farming, &c.; to maintain the employee with proper food, clothes, &c., and for proper treatment; and to afford opportunity at least once every Sunday to attend place of divine worship, if such place is within three miles of residence.

(3.) For the employee to serve truly and faithfully during term, to conform to orders, be honest, upright, and diligent.

(4.) For the employer to pay wages (except pocket-money) to the Secretary of Labour or his appointee, who will keep in trust for employee, and after any debts are paid hand over balance to employee, on his reaching twenty-one years of age (or earlier, at discretion of Secretary).

(5.) For the employer to have right, if employee guilty of misconduct, or for other reason approved by Secretary, to dismiss employee, fourteen clear days' previous notice in writing to be given to Secretary; if conduct justifies instant dismissal, notice to be given by employer to Secretary within three days.

(6.) Secretary to have power to appoint visitor to employer's farm at reasonable times, to inquire into treatment of employee, and as to whether employer and employee are abiding by agreement. Secretary to have power to terminate the agreement if employer is not abiding by terms of agreement, employer to have no redress or remedy for such withdrawal or loss of service.

The rates of pay vary from 5s. to 15s. per week, and, except in a few instances, clothing is provided in addition.

As the boys were generally larger in stature and older in years than the Department at first expected, many of the employers gave the question of wages reconsideration, and the Department was thus, in the case of boys over seventeen years of age, able to make agreements satisfactory to all parties.

Arrangements were also made as indicated in the agreements that the earnings of the lads were to be kept in trust by the Secretary for Labour until the term of agreement expired. A nominal amount of pocket-money is allowed each boy. Printed booklets with a few notes for guidance as to conduct, and the relation of the Department towards them, were handed to each lad before leaving Wellington, together with ready-addressed letter-cards, so that they could communicate on or before the 10th of each month. These booklets also provided money columns in which the boys could keep a check on their earnings, and incidentally learn a simple system of book-keeping.

The experiment, so far as the Department is concerned, has been fairly launched, and satisfaction has been expressed on all sides as to the thoroughness and completeness of the Department's arrangements. It marks another step forward in the immigration question, and it is hoped that the result will prove successful.

It is too early yet for any real weaknesses to become manifest, but, even after two months' experience, there are several suggestions to make in order to meet difficulties likely to arise in the future. Time is the only true test as to whether the boys and the employers will remain loyal to the agreements entered into. During certain seasons of the year, when labour is difficult to obtain, some other employers offer tempting wages for special work, and it is only reasonable to assume that some of the lads will be inclined to be led away by this promise of extra remuneration. On the other hand, during winter, some of the employers of the boys, owing to slackness of work, may wish to get rid of the boys, and with a view to testing these points, I certainly urge the desirability of the scheme being given a fairly thorough trial. The boys are new to the work, are in strange surroundings far removed from relatives and friends, and have been brought up in two of the world's greatest cities. Their appearance on arrival showed that the majority of them had known some cruel hardships, and a few questions as to past experiences made it clear that the want of regular food and occupation was their chief need.

Registration of Barmaids.

By section 36 of the Licensing Amendment Act, 1910, the duty was imposed on me to register barmaids who at any time within one year before the passing of the Act (*i.e.*, prior to 21st November, 1910) had been employed as barmaids in any licensed premises for any continuous period not less than three months; applications for registration, accompanied by statutory declaration, are to be made before the 1st June, 1911.

On receipt of the applications and declarations in the forms prescribed by the regulations to this Act, it is intended to make inquiries as to the *bona fides* of each application, and to verify the statements of declarants. Every endeavour will be made to complete the registration by the 30th June of those fulfilling the requirements of the Act, and, providing there is no undue delay in the receipt of the applications and declarations, the work of registration should be completed by that time.

Labour Journal.

The *Journal* of the Department has now reached its nineteenth year of publication, and it continues to receive a good deal of support from the general public. It has a very wide circulation outside the Dominion itself, and in Great Britain the number of readers has increased largely during the period. As was mentioned in the previous report of the Department, it does not receive the support of persons directly interested in the Dominion itself that one would expect, although every care has been taken in the compilation of the monthly returns relating to the state of trade and employment in the chief and secondary towns of the Dominion, and also in the selection of reading matter. The decisions of the Courts affecting labour generally are culled from the English *Labour Gazette* and from the Canadian and American Journals of similar Departments, and every effort is made to keep employers and employees in the Dominion up to date in this respect. The poor support received from secretaries of unions throughout the Dominion in the offer made to them some two years ago to publish their own reports (in respect to the industries in which their members are concerned) is also surprising. The reports received from such a source range from two to six monthly. Possibly the explanation for this apathy on the part of unions' secretaries is that they are quite content with the reports of the Department's officers.

Other Publications.

During the year Volume xi of "Awards, Recommendations, Agreements, &c., under the Industrial Conciliation and Arbitration Act" was published. With the volume an improved appendix was included, showing the various recommendations, agreements, awards, important interpretations, and enforcements under the Act since its inception to the 31st December, 1910. An additional column was included, showing the area covered by each award and agreement, and the whole appendix to date has been revised to show the exact trades covered. This volume should prove very handy for reference purposes.

Digests of the decisions under the Industrial Conciliation and Arbitration Act and Workers' Compensation Act are also well in hand, and will be published in June next. These two digests summarize the decisions of the Court of Arbitration under the respective Acts for the year ending 31st December, 1910.

Vol. ix of cases taken under the Workers' Compensation Act was also issued during the year. This volume contains the whole of the cases decided upon by the Court of Arbitration during the year 1st January to 31st December, 1910, with complete index, Vols. i-ix.

The Departmental Library.

The library at the Head Office continues to grow each year in size, completeness, and usefulness. Fresh supplies of books are continually being received from nearly all quarters of the world, including the United Kingdom, Canada, France, Germany, Holland, Belgium, Russia, Sweden, Spain, Austria, Italy, Denmark, Argentine, South Africa, Commonwealth of Australia, and the several States of America. From the United Kingdom and the Australian Commonwealth have been received a valuable set of legislative measures which makes the Department's collection of labour laws practically complete and up to date. Various other publications have also come to hand dealing fully with social and economic subjects, such as workmen's insurance against unemployment, old-age pensions, &c.: A publication of great interest to all who make a study of labour legislation is the "Bulletin of the International Labour Office" (published in Berne, Switzerland), which gives a general survey of Acts passed throughout the world. Four volumes are already complete, and the fifth is now in progress. The opportunity afforded by the Department to the general public to use the library has been availed of to some extent during the past year, but to the officers of the Department itself the library has proved of great service—an almost indispensable aid in its everyday work.

General.

The correspondence of the Department, inward and outward, continues to show an appreciable increase. During the year there were 15,993 letters despatched, and 14,561 received; 1,259 telegrams were sent from the Department, and 1,239 received. In addition to these totals, there were approximately 40,000 circulars issued in connected with the Department's work. The increase in the correspondence work this year is no doubt attributed partly to the distribution and placing of the Sedgwick boys, to notifying employers and workers of the requirements of legislation passed last session, and a good deal of additional work was also imposed by the provisions of the Licensing Act, 1910, relating to the registration of barmaids. Notices totalling many thousands were also sent to occupiers of both factories and shops and to employers generally under the awards and industrial agreements made by the Court of Arbitration. In ordinary correspondence alone the work during the year has been the heaviest on record.

Conclusion.

I cannot close this report without referring to the valuable work done by my predecessor, Mr. Edward Tregear, I.S.O., who retired from active service at the end of January last. For twenty years, from the inception of the Department, he filled the position of Secretary for Labour with conspicuous and marked ability. He was and is still regarded with the deepest respect and esteem by the whole of the staff throughout the Dominion.

J. Lomas,
Secretary for Labour.

REPORTS OF LOCAL INSPECTORS OF FACTORIES AND AGENTS OF THE DEPARTMENT OF LABOUR.

AUCKLAND.

SIR,— Department of Labour, Auckland, 9th April, 1911.

I have the honour to submit for your consideration my report for the year ending 31st March, 1911.

LABOUR.

During the year all classes of labour have maintained a satisfactory condition. All branches of the building trade have been brisk, and continue so. In the skilled labour trades the only exception to the general activity is the iron trade; engineering and its branches have not been busy during the year, and are still languishing. Unskilled labour has had a very successful year, the activity in the building trade, the extensive contracts in connection with the city drainage scheme, and the work done in street-formation having given employment to a large number of men.

Throughout the year 1,450 men were sent to work through this office—*i.e.*, 246 married, with 723 dependents, and 1,204 single men. Eight hundred and eight were sent to Government and railway works and 642 to private work.

It is satisfactory to note that so large a proportion is sent to private employ, as it is evidence that this branch of the Department's work is growing in favour, and holding its own in the estimation of private employers.

FACTORIES ACT.

This Act is, as usual, working very smoothly, and is giving very little trouble so far as evasions are concerned. The period under review has been a very satisfactory one. Most factories, in all branches of trade, have been working full-handed and on full time, and in the clothing and shirtmaking trades there has been a general complaint from factory-owners that they cannot get enough hands to cope with the work, and that in consequence there are many machines idle. As already mentioned, the engineering factories are not busy, nor have they been so at any time during the year; the work done has been mostly repairing. During the year 1,513 factories were registered, a decrease of 28 as compared with last year.

Four hundred and forty-nine permits to young persons have been issued—*i.e.*, 195 boys and 254 girls. There is a decrease of 55 in the number of permits issued to boys since last year's return, and an increase of 9 in the case of the girls.

Two thousand and twenty-two women and boys worked 70,417 hours overtime during the year.

Two hundred and thirty-nine accidents in factories have been reported during the year: 4 were fatal; 23 were of a serious nature; and 212 of a slight nature, consisting of bruises or cuts incidental to factory-life. There is always an element of risk to persons working amongst machinery, and every care is taken to see that gear and belting are protected in order to minimize the risk; and should cases come under the Department's notice which warrant attention they are at once referred to the Inspector of Machinery for action.

There were 15 cases before the S.M. Court for breaches of the Factories Act: 3 were taken against Chinese laundrymen under the amendment of last year for working on Saturday afternoon. These cases were dismissed, it being held that the amendment was ineffective in such cases. Convictions and penalties were secured in the other cases.

The sum of £16 7s. 1d. was paid into the Department as arrears of wages due to workers, to whom it was duly disbursed.

SHOPS AND OFFICES ACT.

The provisions of this Act are very generally observed, with the result that there is very little attempt at evasion of its requirements.

There were 1,778 shops registered for the year, as a result of shop to shop inspection. During the year 829 persons worked 13,930 hours' overtime (415 men 8,606 hours, and 414 women 5,324 hours).

There were 14 prosecutions for breaches of the Act, resulting in 13 convictions with penalties, and 1 dismissal.

During the year the sum of £5 5s. 2d. was paid to the Department by employers (being arrears of wages due to assistants), and in turn paid to the persons concerned.

SERVANTS' REGISTRY OFFICES ACT.

There are at present 31 offices registered. Very little trouble is experienced in the administration of this Act. Its provisions are well known, and the fact that so many of the persons who register at these offices also apply at the Women's Branch of the Department acts as a deterrent against abuses.

INDUSTRIAL CONCILIATION AND ARBITRATION ACT.

So far as this office is immediately concerned—viz., in respect to the enforcement of awards and agreements, &c.—this Act is working fairly satisfactorily.



Woollen factory at Mosgiel.—Entrance to Factory.

Woollen-factory at Mosgiel.



5702

5703

Interior of Woollen factory, Mosgiel.

Five hundred and ninety-one inquiries have been made into alleged breaches during the year, with the result that 173 cases were taken before the Court; convictions were secured in 121 instances, while 52 cases were dismissed. The remaining 418 complaints inquired into were discovered to be either unfounded or the offence so trivial or technical that the offenders were officially warned.

In addition to the above number of inquiries, there are many cases inquired into by the Inspectors and myself which have not been of sufficient importance to require being placed on record.

In the course of the period under review £89 18s. 7d. was paid to the Department by employers as arrears of wages due to workers, and in due course this amount was handed to the workers concerned.

Conclusion.

In conclusion, I have to thank the officers of the Public Health, the Public Works, and the Inspection of Machinery Departments for their willing assistance rendered whenever required. I also wish to thank the members of my staff for the cheerful and willing manner in which they attend to their various and ever-increasing duties.

I have, &c.,
James Shanaghan,
Inspector of Factories.

The Chief Inspector of Factories, Wellington.

WELLINGTON.

Sir,— Department of Labour, Wellington, 20th April, 1911.

I have the honour to submit for your consideration my report on the working of the Factories, Shops and Offices, &c., Acts during the year ended 31st March, 1911.

General.

Notwithstanding occasional depressing statements received from some of the retailers in the city, an analysis of the reports from all sources shows trade and business throughout the year to have been fairly good, and undoubtedly a marked improvement on that of last year. In most cases where shopkeepers have complained, trade has righted itself according to seasons and circumstances. In the meat trade alone slackness is evidenced by the closing of several butchers' shops.

Confirmation of a general improvement, however, is manifested by the fact of there being no dearth of employment during the year, and also by the reports received from manufacturers, who have had a very busy year. This has been particularly noticeable in respect to the clothing, shirt, woollen-milling, and boot factories, and occupiers in these industries have constantly deplored the scarcity of female labour, declaring that this shortage of workers has been a very decided hindrance to a proper development of their respective businesses.

The main cause of this difficulty is, no doubt, the limited population of young people in the Dominion; but another undoubtedly is that so many avenues in what is deemed to be more genteel employment, such as clerical work, are now open to female workers. An advertisement for a dentist's assistant or a lady clerk will draw fifty applications, perhaps more, to one response to a similar advertisement for a hand in a boot or clothing factory.

Building Trades.—Beyond the new post-office, there have been few large contracts in hand during the year, but the statistics of the City Building Superintendent show the total value of the building-work for which permits were issued during the year was £343,403, whilst for the previous year the value was £366,849. This shows a decrease for the year, but the margin is much too small to cause anxiety, and must indicate that work has not been far below normal conditions. Work has also freely offered in the country districts. A slight depression was reported in July, but this was of very short duration; and constant employment may be said to have generally offered in the building trades throughout the year.

Woodworking Trades. — The furniture trade revived beyond expectations, and business is reported as being very much brighter than during the previous year.

Boxmaking and coopering have been very steady, but sawmilling has been on the slow side.

Leather Trades.—Boot-factories have been at high pressure. One firm built extensive new premises. Occupiers complain strongly of the scarcity of female machinists, and the failure to secure this class of worker prevents employment being given to a large number of male operatives. Saddlery and harnessmaking has been sufficiently steady to employ all competent workers.

Clothing Trades.—Clothing, shirt, and woollen-milling factories have had a very busy year, also experiencing great difficulty in securing female labour. This has occasioned considerable overtime being worked.

The printing and bookbinding trades report the year as the best for some time, good steady business being maintained throughout.

Coachbuilding has been slack, due no doubt to the great advance in the use of motor-cars. Several firms have added a department for motor-car work, and in this branch and in motor and cycle shops business has been brisk.

The revival in the frozen-meat trade was noticeable by the increased activity, in season, at freezing and preserving works; and in tanning, currying, and fellmongering works full employment has been maintained.

In the match-making industry up-to-date additional premises have been built and machines installed for the making of wooden matches, a process hitherto foreign to the Dominion.

Several firms engaged in the manufacture of sauces, pickles, and oilmen's stores have built new factories. At Evans Bay an extensive and modern laundry has been built by a shipping company; this will take away from local laundries the work hitherto distributed to them. At the same place the company is building extensive repairing works and stores. When completed, this new departure will be a big industrial asset to the district.

The Factories Act.

The full acceptance of this Act as a necessary measure by all concerned makes the enforcement of its provisions now an easy task.

Every factory in the district has been visited during the year, and the conditions obtaining for the welfare of employees have been brought up to the requirements of the Act. In a number of instances the means for escape in case of fire have required improvement, and in some cases, whilst provision has been made as to the mode of exit, staircases, &c., the approaches have not always been kept clear, and it has been necessary to impress on the occupiers the necessity of keeping the avenues of exit clear at all times.

During the year several new buildings were erected for factory purposes. Before the erection of same was gone on with I wrote to the owners suggesting, in their own interests, that plans be submitted in order to ascertain whether the requirements of the Act would be met; and in the preliminary survey of the plans various adjustments were shown to be necessary, which if left to the completion of the buildings would have entailed considerable extra expense and delay. I have since written to the secretary of the Architects' Association suggesting that plans of all buildings likely to be used for factory purposes be submitted to the Department before erection is begun. In the interests of their clients it is hoped that this course will be followed.

Following on the amendment passed last year, attention has been given to the working-hours of laundries, in order to see that, as required by the amendment, no work has been done, by either employers or employees, before 7.45 a.m. or after 7 p.m. without permits. Undoubtedly this amendment was made to prevent Chinese laundry-proprietors from competing unfairly with Europeans by working excessive hours; but so far, owing no doubt to slackness of the trade, the restriction has not appeared necessary.

The extension of the limit of overtime under section 22 will, mainly on account of the scarcity of female labour in many industries, be found very useful.

The provisions of section 32 (*aa*) and section 38 (3), prohibiting deduction from the weekly wages of young persons on account of lost time and holidays respectively, might, I consider, be extended to apply to all females irrespective of age. Several factory occupiers have expressed the same opinion, urging that this universal application would be preferable to the present discrimination as to age.

With regard to the time for taking proceedings for offences under sections 32, 38, and 54, I respectively submit that the limit of time (section 61) should be extended to at least six months.

During the year 1,098 factories were registered, an increase of 31 over the previous year.

Certificates of fitness to young persons under sixteen years of age to work in factories were issued to 393 persons, 149 boys and 244 girls. This shows an increase of 107 on the number issued last year.

During the year 54,902 hours' overtime was worked by 2,010 boys and women, an increase of 12,280 hours on the number recorded last year.

There were 107 accidents reported, an increase of 44 on the number reported last year. Two were fatal. Both occurred at meat-works. Of the others, none was serious enough to call for comment. In every instance specific enquiry was made, and advice given in respect to compensation, &c.

Prosecutions.—Although there have been a number of breaches and omissions on the part of occupiers, such a ready and prompt compliance has been given to requests for adjustment that it has not been necessary to take proceedings in a single instance.

In connection with these adjustments a sum of £36 6s. 5d. has been recovered and disbursed to the workers concerned.

Shops and Offices Act.

During the year 1,571 shops were registered, an increase of 33 over those of the previous year.

Inspection was made of every shop in the district, careful attention being paid to the conditions obtaining for the health and welfare of the assistants. In this respect the reports were very favourable, adjustments being necessary in only a few instances.

The Amendment Act of 1910 now brings hotels and restaurants more completely under the Act, particularly with regard to the regulation of the working-hours. As these are fixed on a fairly liberal scale—a ten-hour day—little difficulty is anticipated in its enforcement.

The weekly half-holiday, now assured to all workers in restaurants, while previously only waiters and waitresses were entitled to it, removes a hardship which existed far too long. In respect to the keeping of a "holiday-book," difficulty is experienced in getting the assistants to sign it before leaving the premises, as required by the amendment.

The provision requiring the occupier of a shop to keep a wages and time book is already found to be a great factor in enabling Inspectors to enforce the law respecting wages and overtime.

Clause 13, requiring the registration of each shop in the name of one person as occupier, and the restriction of evening work to such person and his family, was, I understand, enacted to meet cases of unfair competition by small traders working in partnership to the detriment of those employing a number of assistants. While no doubt this provision has had the desired effect, considerable complaints are made by small traders at the interference with their business. Personally I think that the abuse which this amendment was designed to prevent related only to one or two industries, and if the amendment had been limited accordingly very little real complaint would have been heard.

I think the time is ripe for general closing-hours of all shops, except in a few trades, to be fixed. This opinion is voiced by a great number of shopkeepers, and is confirmed by the number of "requisitions" fixing closing-hours in the respective trades in force under section 25, which are got up by the shopkeepers themselves. The enforcement of the provisions as to closing and ceasing work has been very complete during the year, systematic inspection having been made on each closing-day and in the evening of every working-day in the week.

I would suggest that provision should be made to specifically class laundry receiving-depots, dyers', tailors', and boot-repairers' premises as shops, as in my opinion the present interpretation of a shop does not include them.

There is no provision such as in the Factories Act for insuring proper means for escape in case of fire in shops. I submit this should be remedied by inserting a clause similar to that in the Factories Act.

I find that the close inspection made in respect to the provisions of the Act generally has tended to make shopkeepers more fully recognize their responsibilities. This is manifested by there being only 17 prosecutions during the year. Conviction was obtained in each instance, but no case calls for any special comment.

A number of minor cases were settled without recourse to Court, and a sum of £7 19s. 1d. was recovered and paid to the respective payees.

Warrants for overtime were issued to 856 shop-assistants, who worked 16,887 hours' overtime during the year.

Servants' Registry Offices.

During the year 4 original licenses were issued, and 6 renewed.

Inspection of all offices disclosed a full compliance with the laws. No complaints from any source reached me.

Shearers' and Agricultural Labourers' Accommodation Act.

Inspection was made of all shearing-sheds under the scope of the Act within a radius of twenty-five miles of the city. The report in every instance was favourable.

Workers' Compensation Act.

In respect to accidents in factories, advice was given to persons injured as to the benefits to which they were entitled under this Act. The Department's advice has also been sought by outside claimants. I again submit that no settlement should be effected without reference being first made to a Magistrate or an Inspector of Factories; also, that in no case should a worker have to bear the cost of any medical certificate he is asked by the employer or insurance company to produce.

I have, &c.,
E. Le Cren,
Inspector of Factories.

The Chief Inspector of Factories, Wellington.

Sir,— 21st April, 1911.

I beg to report on the administration of the various awards under the Industrial Conciliation and Arbitration Act in the city and suburbs of Wellington since my resuming charge of this work in June last, as follows:—

There have been no cases calling for special mention during the period under review different from those dealt with in previous years. A great deal of work has, however, been done under the Act, and a very large number of complaints of non-observance of the various awards have been made by union secretaries requiring a good deal of careful investigation. In many instances breaches were disclosed, but a considerable number of the complaints were found to be groundless. The offences committed show a large decrease on previous years, and the flagrant breaches, so conspicuous in years gone by, have now almost completely disappeared. In almost all cases it was found where breaches had taken place that they had been committed either through ignorance on the part of the employer or through carelessness.

There is now a greater tendency on the part of all concerned to endeavour to observe the terms of the awards. A few employers, however, still exist who attempt to "dodge" or defy the awards. I have found cases during the year where an employer has persuaded his employees to sign the wages-book for a wage equal to the award rate, where in fact the employees were receiving only a few shillings per week, and in some cases only their food and clothing. Such cases are difficult to prove, and it is usually after an employee leaves or falls out with his employer that the breaches come to light. In such cases both employer and worker should be severely dealt with.

The preference clause under the awards continues to give dissatisfaction to many employers, and many breaches of this clause have been committed. An employer is frequently too ready to take a man's word as to his being a member of the union, or else does not even bother to ask if he belongs to it. The mere fact of an employer asking a man if he belongs to a union, and receiving an affirmative answer, is not sufficient, and I have always advised employers, when engaging men, to ask for the membership tickets. If this were done fewer breaches would occur.

Some difficulty has been experienced under the Carpenters and Joiners' award in getting employers who have started business without any capital to pay their workers their wages at the required time. In several cases during the year I found that employers had started in business in this way, and were dependent on progress payments for their men's wages. Until such payments were forthcoming the men had to go without their pay. Prosecutions for this offence were taken during the year.

The difficulty in getting employers to keep the proper time and wages book that has been experienced in the past has now almost disappeared, and it is very rarely an employer is found not to be keeping such a book.

A great deal of attention has been paid during the year to the accommodation provided for workers in hotels and restaurants who are working under the Cooks and Waiters' award. Generally speaking, the accommodation provided was good, but instances were found where an improvement was required, and in all cases any suggestions made by me were readily given effect to. In this connection I have received great assistance from Chief Inspector Schauer, of the Public Health Department.

The number of complaints received from union secretaries during the year was 298. All of these were carefully investigated, and 44 prosecutions were taken. The investigations of the other complaints did not disclose breaches which warranted Court procedure, and were settled by the collection of back wages. The fines inflicted amounted to £45 15s., and back wages collected to £81 10s. 6d.

In addition to the investigations above mentioned, a large amount of general inspection-work has been done, and numerous visits have been paid to all the suburbs of Wellington, including Upper Hutt, Lower Hutt, Akatarawa, Day's Bay, and Wainuiomata. The above work has necessitated a large amount of office-work, and, in addition to this, information and advice under the various labour laws has been given to the numerous callers asking for same.

I have, &c.,

C. E. Aldridge,

The Chief Inspector of Factories, Wellington. Inspector of Awards.

CHRISTCHURCH.

Sir,— Department of Labour, Christchurch, 22nd April, 1911.

I herewith submit my report on the work of the Department in this district for the year ending the 31st March, 1911.

The year just passed has been an uneventful one. Trade generally has fully recovered from the depression of the previous year. The tightness in the money-market has disappeared, and cash seems plentiful for purposes of trade and for investment. Building operations have continued without intermission during the whole year, and the winter months passed without any noticeable falling-off in the trade. Certainly the class of buildings erected did not provide much work for stonemasons, and, in consequence, many of the operatives in this trade left for other cities of the Dominion where this class of work was more plentiful; the operatives in the other branches of the trade were kept fairly well employed, and a good year must be recorded. The agricultural-implement trade has been about on a par with previous years, and no appreciable improvement has been noticeable. The boot and shoe trade has not been quite so prosperous as in some past seasons; several manufacturers are of the opinion that the protective duty has succeeded in keeping the shoddy boots out of the country, but the importations of the better class of boots and shoes have increased during the year; the female workers in these factories have been kept nearly constantly at work during the year, and the male workers have made fair time, but the very decided falling-off in the amount of overtime worked clearly indicates the position of trade. Another factor that brought about some slackness in the trade, and caused a number of the workers to leave for other districts, or to take up employment out of the trade, was the closing-down of one fairly large boot and shoe manufacturing business; fortunately, most of those thrown out of work ultimately succeeded in getting employment in other factories. The clothing manufacturers have had a very big year, the number of workers engaged being ever on the increase. Employers have complained frequently about the scarcity of female workers in the costume, clothing, and hat and cap making departments. It is hard to understand the difficulties some firms have in obtaining the necessary labour, seeing that good wages are offering, and the general conditions of the factories in regard to sanitation and other essentials necessary to insure the health of the worker are strictly complied with.

The labour laws have been administered without the difficulties which usually arise when enactments are amended or extended, as the employers are well organized, and watch with interest any new legislation affecting them; and the general secretary of their association issues circulars bearing upon the principal sections of the Acts altered and amended to the members of the various employers' unions.

The attention given to repairs to workers' dwellings has entailed a considerable amount of work. Care has been taken to see that the work done to the order of the Department has been properly carried out. Most of the supervision of the work has fallen upon the shoulders of the Scaffolding Inspector, who has shown special aptitude for the work, his past practical experience helping him considerably.

Shearers' and Agricultural Labourers' Accommodation Act.

A number of stations and farms have been visited to see whether the accommodation provided is in accordance with the requirements of the Act, and, as a result of the Department's inspection, improvements have been effected.

Men's Employment Bureau.

Consequent upon the improved conditions of trade and labour, the number of applicants for employment shows a falling-off. The Department was able to place nearly all applicants who were prepared to accept employment or who were employable. Many of the applicants were new arrivals. Altogether 677 persons were assisted—viz., 501 single and 176 married men, with 414 dependents.

Women's Employment Bureau.

This department has succeeded in placing all suitable applicants, but the supply of domestics does not nearly meet the demand; 591 workers were found employment in suitable positions. A detailed report and summary is furnished by Mrs. Mitchell, the officer in charge.

Factories Act.

A general inspection has been made of the factories in this district, which includes Lyttelton, Kaiapoi, Sumner, New Brighton, Woolston, Belfast, and the Spreydon, Heathcote, and Waimairi Road Districts. The inspection has been systematic, and entailed considerably more inquiry than formerly in regard to wages, &c., on account of the numerous employees in the various factories coming under one or other of the awards or agreements in force in the district. The workrooms and sanitary conveniences have been from time to time improved, until at the present time they may be regarded as very satisfactory indeed. There are still a few obsolete places that will have to be vacated shortly to make room for the erection of bigger and better buildings, so that in a few years the whole of the factories in the district should be of up-to-date structure.

The number of breaches of the Act has decreased. There is the usual small number of employers who have failed to make themselves thoroughly conversant with the Act, and have failed to give increases of wages when due, or to pay for overtime worked. The total amount of arrears of wages collected through the Department was £13 18s. 3d.

Sixteen cases of breaches of the Act were taken before the Court, and judgment was given in favour of the Department in every case. The penalties amounted to £13 15s., with the usual costs.

During the year 1,355 factories were registered under the Act, an increase over last year of 45; 11,946 persons were employed—viz., 8,239 males and 3,707 females (including employers personally engaged).

Permits of fitness to work in factories were issued to 467 persons under the age of sixteen years—viz., 237 to males and 230 to females.

During the year 2,831 males under the age of sixteen years and women worked 100,615 hours overtime, an increase in the number of those working overtime of 255, and in the hours worked of 28,991.

During the year there were 123 accidents in factories, none of which were fatal; 10 were serious and 113 were slight. The principal cases were as follows: Leg broken in three places, bone in wrist broken, loss of thumb, two ribs broken, loss of fingers, &c. An inspection of the premises or of the machinery in use at the time of the accident was made in every case, and advice tendered to the injured person in respect to the proceedings to be taken in claiming for compensation, &c., and generally the workers' interests were well safeguarded.

Special precautions have been taken to see that adequate fire-escapes have been erected where necessary, and means of exit provided in workrooms situated on any floors above the ground.

Industrial Conciliation and Arbitration Act.

The past year has been a comparatively uneventful one. There have been no strikes or lock-outs. So far as this district is concerned, the Act is working very well indeed, and little difficulty has been experienced in enforcing its provisions. The number of cases taken before the Court shows a very small decrease from last year, but there is a distinct falling-off in the number of serious cases. Many of the cases taken against employers and workers have been for failure to comply with the requirements in regard to the keeping of time-books, which has caused Inspectors trouble in ascertaining the hours actually worked by the employees in cases where overtime payment has been claimed. The provision of this Act and of the Factories and Shops and Offices Acts, making it compulsory for employers to keep books showing wages paid and hours worked, has been of considerable assistance to Inspectors.

The amendment to the Shops and Offices Act of last session, making awards and agreements entirely subservient to any statute, will necessitate bringing offenders before the Court for breaches of the statutes instead of for breaches of award.

Difficulties in regard to the employment of members of an employer's family still arise, through the failure of the employer to realize that he must comply strictly with the award, in respect to preference to unionists, deductions from wages, &c. Several of the awards now make provision excluding members of the employer's family from the operations of the award.

During the year 413 complaints were lodged by secretaries of unions and others, and in every case careful inquiries were made, and action taken against the offenders where the breaches were found to be intentional or serious. Many of the cases reported were found to be trivial, or had been committed through the oversight of the employers or of their book-keepers. This specially applies to cases where employers had failed to give increases of wages when due, or to pay proper overtime rates. Secretaries of unions are becoming more conversant with the various labour laws, and they generally require their members to give more definite particulars of alleged breaches, which enables them to decide beforehand as to the necessity of the case being reported to the Department. It is customary for Inspectors when inspecting factories or shops to make careful inquiries as to whether the various awards or agreements are being complied with. During the year the Department collected in arrears of wages due to the workers the sum of £266 7s. 3d.

Eighty-three cases were taken before the Courts during the year for breaches of awards and agreements—viz., 49 against employers and 34 against workers. Of these, judgment was obtained in 76 cases, and 7 were dismissed. Of the 76 cases referred to, two of them were referred to the Arbitration Court during the previous year for interpretation, judgment being given during the present period in favour of the Department. The total penalties for breaches of awards or agreements amounted to £76 5s., with the usual costs. It was found necessary to prosecute four employers for failing to comply with section 58 of the Amendment Act of 1908 in regard to keeping wages and overtime books. Judgment was given in every instance in favour of the Department, the penalties imposed amounting to £5 and costs. The following is a tabulated statement showing the number of cases of enforcements taken before the Court, with particulars of the offences:—

Against employers—	
Employing boys under eighteen years of age to drive	4
Employing boys at less than the minimum wage	3
Failing to pay overtime rates	5
Failing to pay the minimum wage	12
Employing youth without first employing fully paid man	2
Employing more than the proportion of boys to men allowed by award	3
Employing apprentices at less than minimum wage	2
Failing to indenture apprentices	4
Failing to pay wages in full weekly	1
Failing to provide proper sanitary conveniences	1
Failing to engage labour at proper place	2
Boarding an employee without consent of union	4
Failing to pay overtime rates to pieceworkers	4
Failing to notify Inspector of the discharge of an apprentice	1
Employing more than proportion of apprentices to journeymen allowed	1
Total	49
Against workers—	
Accepting less than the minimum wage	6
Failing to enter in time-book daily hours worked	17
Leaving employment without giving week's notice	2
Boarding with employer without consent of union	3
Leaving employment without permission of employer	6
Total	34

Permits to Under-rate Workers.—The amendment of the Act of 1908, giving Inspectors the duty of issuing permits to under-rate workers, has worked well, and the falling-off in the number of applicants indicates clearly that there are fewer incompetents than formerly. Most of the permits issued were in cases of old age, and a few in cases where youths had completed their apprenticeships, and who realized they were unable to take their place as fully competent journeymen, and expressed a desire to work for a short period as improvers. In a number of these cases two permits were issued to the same person during the year. Permits were issued in the following trades: Carpenters, 1; rattan and wicker workers, 2; painters, 2; brick and tile workers, 1; Plumbers, 2; boot trade, 12; typographical, 1; bricklayers, 2; cycle trade, 1; aerated-water workers, 2; grocers, 2; engineers, 1; and coachworkers, 1. This number does not include permits issued by unions.

Shops and Offices Act.

The provisions of this Act have been well observed generally, especially in regard to the closing-day and the half-holiday for assistants, and although the number of breaches of the law have increased considerably this year, in many instances the breaches were the result of carelessness or forgetfulness on the part of the occupiers in failing to close at the proper time, and not on account of the occupier's deliberate intention of gaining an advantage over other shopkeepers in the various trades.

The early-closing movement has made considerable advancement in this district, as at the present time nearly all of the principal businesses close under requisitions got up by the shopkeepers themselves in accordance with section 25 of the Act. The following trades are now closing under requisitions in this city and district: In the City of Christchurch—Boot and shoe shops, chemists, cycle and motor shops, jewellers, grocers, butchers, hairdressers and tobacconists; in Riccarton, Spreydon, Heathcote, and Woolston districts—Grocers; in New Brighton and Sumner districts—Grocers and storekeepers.

Careful inquiries were made by Inspectors in regard to the wages paid to the employees; also as to the sanitary conveniences provided in businesses where both sexes were employed.

The provision in the Amendment Act of last session making it compulsory for time and wages books to be kept has helped Inspectors to ascertain, with little difficulty, the hours worked and wages paid to the various employees. In a few instances it was found that the workers had not had their increases at the proper time, or deductions had been made for holidays.

The Amendment Act of last session considerably extended the scope of the Act, mainly as regards hotels, &c., and entailed a considerable amount of additional work; and although the award governing the hotels in the City of Christchurch provided for wages, hours, &c., this condition did not obtain in the outlying districts. The hotelkeepers, so far, have shown a readiness

to comply with the law; the special facilities provided for in the Act allowing for holidays on special occasions, such as during the Carnival and Grand National weeks, have been appreciated.

Section 13 of the Amendment Act (making it compulsory for the occupier to register his shop in the name of one person as occupier) has created some little dissatisfaction in the case of partners holding equal shares in the business, as it practically compels one partner to do all the overtime work during the time the shop is open for business. No doubt the object of the section is to prevent smaller shops from gaining an advantage over large shops by means of partnerships.

The repeal of a part of section 3 and of subsection (4) of section 6 has resulted in reducing the hours of the assistants in several trades—viz., butchers, from 56 to 52; hairdressers and tobacconists, from 53 to 52; hotel-workers, from 65 for all employees to 62 for males above the age of sixteen, and 58 for all other workers. This concession to the workers has been still greater to many of those employed in hotels in outside districts, as formerly there was no restriction as to the number of hours worked, there being no awards or agreements.

The number of shops registered during the year totals 1,454, in which 2,772 persons are employed—viz., 1,896 males and 876 females.

The amount of overtime worked by the assistants at stocktaking and other special work has increased slightly, 1,145 persons having worked 14,853 hours, as follows: 661 males, 9,621 hours; and 484 females, 5,232 hours.

The prosecutions under the Act numbered 63. Penalties were imposed in 57 cases, and 6 were dismissed, 5 of them under section 92 of the Justices of the Peace Act, as being excusable; and one case, where two actions were taken against an employer for employing a shop-assistant to drive a butcher's hawking cart, and for keeping the shop open, the Magistrate held that the selling constituted the breach of failing to close, and that both charges were the result of the one offence. The total penalties under this Act amounted to £49 10s., with the usual costs.

I would again urge the necessity of provision being made in any subsequent amendments of the Shops and Offices Act to provide for the erection of a suitable fire-escape in all cases where the business of a shop is carried on on a floor above the ground-floor, especially in the case of restaurants and tea-rooms employing a large number of assistants until nearly midnight in upstair premises, with no alternate means of escape for the assistants or customers in case of fire.

Servants' Registry Offices Act.

No difficulty has been experienced in regard to the offices registered under this Act. Books are being kept in accordance with the provisions set forth in the schedule to the Act, and, although there has been a number of changes in the several businesses, the newcomers continued with the former occupier's books. There have been very few complaints as to the fees charged, which, on inquiry being made, were found to be in accordance with the scale of fees provided by the Act. During the year 2 new licenses were issued and 9 renewed.

Workers' Dwellings Act.

During the earlier part of the year the work entailed upon this office under this Act was very light, but since the passing of the new Workers' Dwellings Act of last session the amount of work has been very heavy indeed. The constant application of the occupiers of the dwellings for repairs, &c., has necessitated frequent visits of inspection, as well as the supervision of the various contracts let. Many inquiries have been made as to the conditions laid down in the new Act to enable workers to purchase dwellings under the twenty-five and a half years purchase system. The present difficulty here is as to the land to be built upon, some of the applicants desiring expensive sections, and others wishing the department to purchase dwellings already erected, &c. When the Act is properly understood, and the system is under way, the difficulties of the present should be overcome, but in the meantime the extra work entailed is considerable.

Shearers' and Agricultural Labourers' Accommodation Act.

In all cases where reports have been received as to the conditions provided for the housing of farm labourers being inadequate or unsatisfactory an inspection has been made, and directions given for improvements to be made. In nearly every instance the requirements have been complied with, but there are one or two cases which will probably have to come before the Court before the directions given are carried out. In one case an application was filed for an order of the Magistrate to compel a farmer to provide proper accommodation. The application was heard at Ashburton, and an order was made by the Magistrate directing the occupier to provide a new building with separate sleeping and dining compartments of certain proportions; also sanitary conveniences, water-supply, &c., the work to be performed within three months from the date of the order; 7s. costs were allowed.

Several shearing-sheds were also visited, and it was found that improvements ordered the previous year had been made. It was necessary to order certain improvements in one other case.

Scaffolding Inspection Act.

The administration of this Act has given very general satisfaction to the numerous workers who are compelled to trust their lives on scaffolding in connection with the erection or repairs of high buildings. The employers also recognize the benefit of the inspection of their ropes and gear, which relieves them of a lot of anxiety; in fact, most of the large builders direct their foremen and scaffolders to take particular note of the Scaffolding Inspector's instructions, and to carry them out. Inspection of scaffolding has been made also at Amberley, Rangiora, Oxford, Ashburton, Rakaia, and Geraldine.

It was found necessary to take ten cases before the Court on account of employers failing to notify the Inspector of their intention to erect scaffolding above the height of 16 ft. Nine favourable judgments were obtained, and one case was dismissed. Penalties amounted to £12, with costs. A separate detailed report is furnished by the Inspector of Scaffolding.

Workers' Compensation Act.

The benefits of this Act to the workers have now become generally known, and are very much appreciated by them, especially by those who are employed at dangerous callings. There has been a tendency to accept settlements without recourse to the Arbitration Court, probably on account of the amounts offered by the employers or the insurance companies being considered equitable. The schedule of the Act, which stipulates an amount to be paid for the loss of certain limbs, joints, &c., and the handy little book recently edited by Mr. Jolliffe, of the Crown Law Office, enables one to readily compute the amount of compensation to be paid, and have probably had something to do with the many settlements made.

General.

The passing of the Workers' Dwellings Act of 1910, and the consequent taking-over of the whole of the administration of workers' dwellings, has added considerably to the work of this office. The amendment to the Shops and Offices Act bringing hotels, &c., under the Act and the special legislation in regard to the registration of barmaids have also been responsible for additional clerical and supervision work. At different periods of the year difficulty has been found in coping with the work, and it has been found necessary for considerable overtime to be worked.

The record of correspondence shows that 4,946 letters, 596 telegrams, and 9,560 circulars were sent outwards.

Conclusion.

The thanks of the Department are due to the City Council's Inspectors for their assistance in connection with sanitary matters in or about factory or shop premises. The officers of this Department deserve thanks for their willing acquiescence in coping with the large amount of work which has been done.

W. H. Hagger,
Inspector of Factories.

The Chief Inspector of Factories, Wellington.

DUNEDIN.

Sir,— Department of Labour, Dunedin, 18th April, 1911.

I beg to submit my annual report on the administration of the various labour laws throughout the Dunedin district for the year ending 31st March, 1911.

Labour-conditions during the year have maintained a satisfactory level, although, as is usual during the latter part of the winter, a number of labourers were unemployed for some time. This can hardly be avoided, as the conditions in the country during the winter months are, of course, such that very little outdoor work can be undertaken. On the other hand, building tradesmen have for the most part been fully employed. This also applies to the iron, boot, and woodworking trades; in fact, it may be said that very few competent tradesmen have lost time through slackness during the year. The order-tailoring trade has been busy most of the year, and a large amount of overtime has been worked. As regards female workers generally, most of the trades have been very busy, as the overtime records show, and, in fact, throughout the whole period employers in the clothing, woollen, and boot industries have complained that the dearth of female labour has considerably hampered their operations. The retail trades also have experienced a prosperous year, the business done being a distinct advance on that of previous years, while the Christmas trade is reported to be a record one. The position may be summed up by saying that, generally speaking, it has been a year of good solid business and general prosperity.

The Factories Act.

There have been 1,193 factories registered during the year, an increase of 19 over the previous period.

Overtime.—A very large amount of overtime has been worked, principally by females in the clothing trades; many applications for overtime had to be refused owing to the limit provided in the Act having been reached. The following shows the trades working the most overtime: Tailoring and clothing factories, 711 females and lads under sixteen years of age worked a total of 29,125 hours; biscuit and confectionery making, 199 women and lads under sixteen years worked 8,570 hours; dressmaking and millinery, 440 persons worked 6,715 hours. The total overtime for women and boys under sixteen years of age was—2,192 persons, 72,610 hours.

Permits to Young Persons to work in Factories.—490 permits were issued to young persons under sixteen years to work in factories—viz., to 210 boys and 280 girls. In this connection I regret to state that, notwithstanding the facilities provided for free education, many parents neglect the opportunity, and permits have to be refused because the children have not passed the





Interior of Woollen-factory, Mosgiel.

Fourth Standard. An unsatisfactory feature is that frequently the child cannot be compelled to return to school, on account of having reached the exemption-age, and, though refused a permit to work in a factory, may be employed in a shop without any restriction whatever.

Prosecutions.—As usual, there has been very little friction in the administration of this Act, the number of cases taken before the Court being only 12. In all cases convictions were obtained and fines inflicted. Numerous other cases were discovered in which the circumstances did not warrant a prosecution, but warnings were given, and matters adjusted by payment of back wages, &c. One of the cases taken to Court is worthy of note: A girl had been employed in a factory for a period of six years. At the commencement of her employment she was paid a higher rate of 3s. or 4s. per week beyond the minimum rate fixed by the Act, but during the last two years had been paid 3s. per week less than the Act provided. The action was defended, it being contended that the total wages paid during the six years was more than would have been paid if the minimum under the Act had been adhered to, and that therefore no breach of the Act had been committed. The Magistrate ruled against this contention, holding that not less than the minimum could be paid during any period. It was also contended that the action must be limited to a period of two months previous to date of the commencement of proceedings (*vide* section 61 (*a*), but the Magistrate ruled against this also, and fined the defendant £2 and costs.

Accidents.—The total number of accidents during the year was 94; most of them occurred in the engineering and woodworking trades: Engineering 36 accidents. The most serious of these was the loss of the second and third fingers through a ram (which was being erected) falling on the hand. Most of the accidents were such as crushed fingers, burns, &c., and in no case could it be attributed to insufficiently guarded machinery. Woodworking trades, 16 accidents. None was of a serious character. One was traceable to want of a guard on a "buzzer planer"; it has since been erected. One fatal accident occurred in a brickyard through a fall of clay. One serious accident occurred to a girl employed at a box-shaping machine in wax-vesta factory. This girl was cleaning the machine, when she thoughtlessly put her foot on the lever which controls the machine, thus putting it in motion, and resulted in her losing portion of the two fingers and thumb of the left hand. The remainder of the accidents occurred in various other trades, but none were of a serious character, nor due to want of guards to machinery.

General.—The important amendments made to this Act during the year in regard to the payment of wages to boys and girls under eighteen years of age for all time excepting that lost through their own default, or while the factory is closed for cleaning, or repairs to machinery, has tended to more regular employment. Holidays which were previously given are now refused, throwing the onus on the worker of taking a holiday and losing the payment therefor. It is not yet possible to state whether the amendment will accomplish what was intended, as in the event of a slack season there is usually nothing to prevent an employer from dismissing his hands.

I have to express my thanks to the officers of the Health Department *re* sanitation of workrooms, and to the Superintendent of the Fire Brigade Station *re* fire-escapes, for their assistance readily given when asked for.

All factories have been visited during the year, and all alterations suggested have been readily carried out by the employers. The Inspectors carrying out this work have invariably received the utmost courtesy and consideration from both employers and employees.

Shops and Offices Act.

The administration of this Act caused very little friction until towards the end of the year, when the amendment made during the 1910 session was put into operation. The principal cause of the trouble was the repeal of the provisions which make the hours of employment in a shop subject to the award of the Court of Arbitration. This amendment reduced the hours in the butchering trade by four per week, and for a time matters were somewhat disorganized, but the employers displayed a sincere desire to observe the law, and soon made the necessary alteration in working-hours.

In respect to the extension of the Act to licensed hotels, private hotels, and restaurants, all concerned have shown commendable anxiety to comply with the law, with the result that it is now in fair working-order. These remarks may also be applied to the provisions as to registering every shop in the name of one person as occupier.

One thousand two hundred and fifty-eight shops have been registered.

Overtime.—201 males and 266 females, a total of 467 shop-assistants, have worked 5,041 hours overtime during the year. This has not been excessive considering the number of workers engaged in shops.

General.—The provisions of the Act generally are well observed, which is evident from the fact that only 5 cases were taken before the Court during the year. Fines were inflicted in 4 instances, and the other was struck out through the information not being laid within one month. Very few complaints have been received, and most of them were of a trivial nature.

Servants' Registry Offices Act.

There are 13 offices registered under this Act, and very little trouble has been experienced in administration, most of the occupiers being fully acquainted with the provisions of the Act. The same number of offices was registered last year.

Scaffolding Inspection Act.

The work in connection with this Act has covered the Otago and Southland Districts. There has been little or no friction, as will be seen from the separate report submitted by the Inspector (Mr. Barton).

Workers' Compensation Act.

Many applications for information are received from persons who have met with accidents, &c. In every case of accident care is taken to advise workers of the provisions of the Act.

Industrial Conciliation and Arbitration Act.

The administration of this Act has, as usual, caused a considerable amount of work; but I am pleased to be able to say that there has been no friction, both employer and employee having shown commendable fairness and moderation regarding any breaches that have occurred; and this has made the work much more agreeable than would otherwise have been the case.

Under-rate workers' permits have been issued as follows: Carpenters, 11; furniture trade, 7; canister-workers, 4; bootmakers, &c., 2; and one each in letterpress printers, tailoresses, bricklayers, tailors, metal-workers, and carters' award—a total of 30.

The number of complaints of breaches of awards, &c., investigated during the year was 474, and of these 245 were found on investigation to be substantiated. In 225 instances no breach was disclosed, while in 4 cases the investigations were not completed at the end of the year. Of the cases where breaches of award were disclosed, 51 were for failing to give preference to unionists, and 49 of these were adjusted by the workers joining the unions. Seventy-eight cases of failing to pay full award rates of wages were adjusted on payment of arrears due, totalling £249 12s., and warnings being given. In 85 cases the breaches were of minor importance and first offences, and warnings were given in each case. Thirty-one prosecutions for enforcements of awards were taken; of these, 13 were against employers for failing to pay award rates, and 10 against workers for accepting less than the award rates of wages. There were 4 cases against one employer for deducting wages from apprentices for holidays, 2 cases for failing to observe the King's Birthday as a holiday (it being a compulsory holiday under the provisions of the award), and 2 for breaches of the preference clause. In 27 cases penalties totalling £30 12s., with costs £2 3s., were inflicted. In 2 cases breaches only were recorded, and in 4 cases no conviction obtained. Under the Act itself 5 prosecutions were taken against employers for failing to keep wages and overtime book, and penalties totalling £5, with £1 15s. costs, were inflicted.

The following summary will show the details connected with cases settled out of Court, together with the back wages received and paid to workers:—

Statement showing Amount of Wages collected for Year ending 31st March, 1911.

Award.	Number.	Amount collected. £	s.	d.
Bakers	1	0	9	2
Boilermakers	1	10	5	9
Bootmakers	2	3	8	0
Brassfinishers	1	13	0	0
Butchers	2	1	19	0
Carpenters and joiners	2	2	10	0
Carters	7	13	18	6
Engineers	3	9	3	0
Furniture	4	11	6	4
Grocers	4	64	7	10
Goldminers	1	0	13	6
Hotel employees (including private hotels, tea-rooms, and restaurants)	24	48	11	4
Labourers	2	1	2	3
Metal-workers	1	0	11	3
Plasterers	1	3	13	0
Plumbers	2	9	11	0
Saddlers	2	1	19	6
Shearers	1	1	13	6
Slaughtermen	1	1	10	0
Tailors	2	10	7	6
Tailoresses (shop)	5	18	10	2
Tailoresses (factory)	2	31	16	11
Tinsmiths	5	7	3	1
Timber yards and sawmill	1	3	17	6
Waterside workers	1	6	0	0
	78	£249	8	1

Employment Bureau.

Women's Branch.—The business done has been unsatisfactory, owing principally to the dearth of domestics. This is shown by the large number of applications from employers for workers as compared with the applications from the latter. Up to the present time the workers have not availed themselves of this branch as much as might have been expected, seeing that no fee is charged. A separate report is forwarded by the officer in charge of the branch.

Men's Branch.—A large amount of business has been done during the past year in placing men in employment, the total number assisted being 1,536, made up as follows: 866 single men, and 670 married with 2,551 dependents. The employment to which these men were sent was principally labouring-work, 1,197 being sent to private employers and 339 to Government works, the latter mostly railway-construction. It will be seen that the majority were sent to private

employers, which include the various local bodies in and around Dunedin. I have to express my thanks to the officers and members of the local bodies for their hearty and valuable assistance during the year, especially in the winter season when a large number of men were out of work. These bodies did all that was possible by pushing forward work during the periods named and by engaging the men through this office, thus enabling the Department to deal with the most deserving cases.

CONCLUSION.

I may say, in conclusion, that the whole of the work done during the year has been carried out practically without friction, and the courtesy and consideration extended to the Inspectors by the employers and officers of the various unions has enabled the work to be carried out in a pleasant and satisfactory manner.

I have, &c.,
W. NEWTON,
Inspector of Factories.

The Chief Inspector of Factories, Wellington.

GISBORNE.

SIR,— Department of Labour, Gisborne, 24th April, 1911.

I have the honour to report on the working of the Department in Gisborne during the year ending 31st March, 1911. Details will show that the district has prospered industrially during the period, and that employers and employees have worked amicably together. The excellent prices secured for all staple productions have had the effect of bettering trade generally, and, as a consequence, constant employment has been found for all classes of labour. This, in its turn, has benefited the retailers. Although the number of workers generally has increased considerably during the period, it is not feared that there will be any lack of employment for some time to come. The borough has schemes in hand for drainage, improvement to the water-supply, tramway, electric lighting, and road-improvement; the Harbour Board is engaged in improving the harbour; the County Council is engaged in road-improvement; and altogether the outlook for unskilled labour is decidedly good.

The export of frozen meat is expected to show a substantial increase for the season of about 50,000 carcases.

FACTORIES.

There were 191 factories registered during the year. The factories are well conducted, the health and safety of the employees being as well cared for as is possible under the antiquated system of the drainage. As a complete and up-to-date drainage scheme is now in progress, no doubt a great improvement in sanitation will be effected during the coming year.

It seems an anomaly that although a man employing one person in a room has to register a factory, a builder can employ any number of workers outside and is not required to register. In some cases builders have at times a number of men employed, and not even an office, which makes inspection under awards very difficult and uncertain.

Permits to work in factories were issued to 22 young persons during the year, and 89 women and boys have worked 4,339 hours overtime.

During the year 78 accidents have been reported, 57 of a slight nature, incapacitating the worker for a few days only, while 4 were very serious, and 1 was fatal. A very large proportion of the accidents occur in the meat-freezing works, where high-speed piecework is responsible for the cutting of hands, &c. All accidents are inquired into, and I find the employers have taken all reasonable precautions to protect the workers. With the exception of one large firm, I believe all employers insure their hands against accidents.

SHOPS AND OFFICES ACT.

Although a number of complaints have been received and investigated under this Act, most of them have been found to be of a trivial nature, or quite without foundation. It has been found necessary to take three cases to Court during the year. Fines were ordered in all cases.

I find the last amendment to the Act, requiring shopkeepers to keep a wages and time book, of great assistance in inspecting, as previously it was difficult to ascertain the hours worked and wages paid. There has been £26 arrears of wages paid to workers through the action of the Department during the year.

One hundred and eighty-nine shops have been registered during the year, as against 182 last year, being an increase of 7 shops.

INDUSTRIAL CONCILIATION AND ARBITRATION ACT.

There has been no industrial unrest in this district during the year. The shearers have been granted an award based upon the conditions prevailing in other parts of the Dominion. A Labourer's Union with a large membership has been formed, and application made for registration.

Ten cases for enforcements of awards were taken during the year; one was dismissed, and a total of £13 13s. penalties and costs inflicted in the remaining cases. There was also one prosecution for failure to post copy of the Timber Workers' award, and a fine of £2 and 7s. costs was inflicted.

Some of the smaller employers neglect to make themselves acquainted with the provisions of the awards affecting them. This appears especially so in the case of builders who have no registered factory.

Arrears of wages amounting to £23 14s. 9d. due to workers under awards have been paid through the action of the Department during the year.

Shearers' Accomodation.

I have inspected 42 stations during the year; 7 of these have carried out the improvements required by the Department last year, 15 had accommodation according to the Act, and 20 had received legal notice to erect or improve their accommodation. One application was made by me to the Magistrate for an order to provide proper accommodation, but the case was dismissed, the Magistrate holding that a Post Office receipt for a registered letter was not proof of service of notice under the Act. The natives have almost a monopoly of the shearing in the district, and their custom is to take their wives and families with them. The women work on the board, and fill all positions except actual shearing. The sheep-farmers state generally that the Native women are industrious and expert, and quite equal to the white male shed hands employed in other places, but considerable difficulty arises in respect to sleeping-accommodation from the fact that separate accommodation should, I consider, be provided for the single men, for single girls, and for married couples. As we have no power in respect to any persons other than employees, we cannot take any action on behalf of children. The most satisfactory arrangement would appear to be for the married couples to live in tents and for the single persons to be housed in separate quarters, divided for the two sexes. The accommodation for shearers in this district should meet the requirements of the Act when the improvements required by the notices served this year are carried out.

Servants' Registry Offices Act.

There are 7 servants' registry offices in the district, and all are well conducted.

Employment Bureau.

The year has been a very active one in regard to the employment of labour. Taking unskilled labour, there has been an almost constant increase in the number of applicants month by month, beginning in April, 1910, with 33 applicants and reaching a maximum of 110 during the month of March, 1911. The number sent to employment in April, 1910, was 5, while in March, 1911, it was 73. Altogether there have been 612 applicants for employment, and work has been found for 338, of whom 93 were sent to private employment and 245 to public works.

The skilled trades have been very busy during the year, and in some cases a slight shortage of labour has occurred. The building trades have been exceptionally busy, and it is encouraging to note that most of the buildings have been erected outside the business part of the town, thus indicating an increase of population in those parts, which will no doubt cause an increase in the number of business premises to be erected in the near future.

Conclusion.

In conclusion, I desire to express my thanks to those with whom my duties have brought me into contact for the courtesy extended me, also to the officers of the various Government departments and borough officials for their willing assistance rendered me in carrying out my duties.

I have, &c.,

W. H. Westbrooke,

The Chief Inspector of Factories, Wellington. Inspector of Factories.

NAPIER.

Sir,— Department of Labour, Napier, 17th April, 1911

Herewith I submit for your consideration my annual report on the various matters that have engaged the attention of this branch of the Department of Labour for the period ending 31st March, 1911.

General.

It is pleasing to be able to state that the year just ended has, on the whole, been one of general prosperity in this district.

The building trade has been very busy throughout the year, and on several occasions great difficulty has been experienced in obtaining competent journeymen.

The furniture trade, however, was rather quiet during the earlier portion of the year, and during the winter a number of journeymen were either idle or working only half-time. However, the trade considerably improved during the last few months.

The engineering trade, in its various branches, has had a fair amount of general work on hand, and employers were enabled to keep their staffs at work throughout the year.

Clothing trades—tailoring, dressmaking, and millinery—have experienced a busy year, and employers express themselves as well satisfied with the business done.

Wholesale and retail houses report that although there was a stringency in the money-market in the early part of the year, business for the remainder has been exceptionally good.

Shearing: The season finished well, and the clip was quite up to that of the previous year. The shortage of storage-accommodation experienced last year has been overcome by large additions which have been made to the already capacious stores of the brokers.

Factories.

Very little difficulty has been experienced in administering this Act. Factories visited this year have been found to be generally in good order, and the few matters requiring attention have been seen to.

There were 307 factories registered during the year.

Fifty-four certificates of fitness were issued to young persons under sixteen to work in factories to 22 boys and 32 to girls. I am pleased to be able to report that so many young persons have offered themselves for factory employment, which has, in a small measure, satisfied the growing demand for boys and girls.

Overtime.—During the year 4,723 hours have been worked by females and boys under sixteen years.

The total number of accidents reported during the year was 46. In all cases where the accident occurred in connection with machinery the latter was inspected, and where necessary more protection was recommended, but it must be admitted that accidents sometimes occur in factories where the machinery is already well guarded, and in such cases nothing can be suggested to prevent a recurrence.

There have been 9 prosecutions under this Act during the year. In each case the decision was in favour of the Department. The fines inflicted amounted to £19, with costs £2 9s.

The arrears of wages recovered by this office and paid to workers has been £8 9s.

The amending Act of 1910 has brought about a very desirable alteration in respect to laundries, bringing the working-hours of Chinese laundries into line with those worked by Europeans; and, although most of the Chinese adopt the "no savee" attitude, they are now convinced that the law must be observed, and are accordingly making provision for their wages-books to be kept in English.

The amendment to section 22, making the overtime restrictions more elastic, will, in my opinion, prove advantageous to all concerned. The ambiguity which has hitherto surrounded section 32, *re* minimum weekly wages of young persons, has been completely removed by the insertion of subsection (*aa.*), placing restrictions on the deductions from the weekly wages for lost time.

Speaking generally, the provisions of the Act are, on the whole, strictly adhered to. The majority of breaches occur on questions of interpretation.

Shops and Offices Act.

The number of shops carrying on business in this district is 304.

The amount of overtime worked in shops has been 4,208 hours.

There have been 17 prosecutions under this Act, with conviction recorded in each case. The total fines amounted to £35, and costs £5 16s. The principal offences were for failing to close in accordance with the terms of various "requisitions," from shopkeepers fixing their own closing-hours. Of the above prosecutions, 8 cases were heard in Napier, 7 in Hastings, 1 in Dannevirke, and 1 in Wairoa.

The 1910 amendment to this Act has considerably increased the responsibilities of Inspectors through hotels, &c. being brought more definitely under its provisions, and also through the institution of wages and time-books for all shops. The ready compliance of shopkeepers with the latter requirement indicates that they are, as a whole, desirous of adhering to the provisions of the Act.

Section 13 of the Amendment Act was the cause of a little comment, on account of partners other than the registered occupiers being placed on the same footing in regard to hours, &c., as assistants, but when it was ascertained that the restriction would not apply to partners while working behind closed doors, any difficulty that was likely to occur appeared to be removed.

Servants' Registry Offices Act.

There are two offices registered in this town, and I am pleased to report that they are both well conducted.

There was one prosecution under this Act, in which a man was charged with conducting a registry office without a license, and he was fined £3, with costs £1.

Wages Protection and Contractors' Liens Act.

During the year it has been necessary to take action against 2 employers under part 2 of the Act, for trucking with their workers, and in each case the employer was fined, with costs. The total fines under the Act were £4, and costs £1.

Industrial Conciliation and Arbitration Act.

The work necessitated by the administration of this Act showed a marked decrease in the number of prosecutions. This in a great measure is due to the number of agreements arrived at through the Conciliation Council, showing that where disputes can be settled amicably between the parties there is likely to be a more ready compliance by all concerned.

There were 178 complaints of breaches of awards and industrial agreements, &c., inquired into during the year. In 69 cases it was found that no breach had occurred, and 65 cases were referred to the Court. The 47 cases standing over from last year were also dealt with. Of the

total cases before the Court, 4 were dismissed, in 2 cases the Inspector was non-suited, 4 were withdrawn, in 6 cases breaches were recorded, and in 48 convictions were obtained; 44 cases were settled without the aid of the Court, and a total of £65 17s. 4d. back wages was collected and paid to the respective workers.

Shearers' and Agricultural Labourers' Accommodation Act.

Speaking generally, the provisions of this Act are fairly well adhered to by the various station-owners and farmers, and it is pleasing to be able to report that in an agricultural district such as this, in only one case was it necessary to evoke the aid of the Court to compel an employer to comply with the Act. This person was ordered to carry out the improvements, and pay costs £1 13s.

Employment Bureau.

During the year 107 persons were assisted to employment.

The results achieved under this heading have not been as satisfactory as one would expect. The facilities afforded employers to obtain suitable labour are not taken advantage of to much extent.

The scarcity of farm labour does not appear to be very keenly felt in this district, as only within the last month this office has had applications for employment from several milkers, ploughmen, &c., but could not place them. The approach of winter will no doubt bring with it the usual slackness for unskilled labour, but it is to be hoped that with the commencement of several public contracts, and the Napier–Gisborne Railway, much of the surplus labour will be absorbed. Again, the increased activity in the building trade will, no doubt, assist to keep the market clear of the usual surplus of labour during the winter months. A comparison of the figures of building permits for March give a good idea of the general prosperity of this district. During March, 1910, permits for buildings to the value of £5,827 were issued, whilst for the corresponding period, of 1911 the amount was £23,954.

Workers' Dwelling Act, 1910.

The number of inquiries from workers for application-forms, particulars, &c., indicates that this Act is likely to supply a want among the workers. The question of house-rent has been in the past a serious matter for the heads of families, and the Act should help in a great measure to relieve a burden that has for years been borne by the workers.

Conclusion.

During the year my predecessor has visited at intervals Hastings, Waipawa, Dannevirke, and Wairoa districts, and the reports indicate that the factories and shops on the whole are well conducted, and the provisions of both enactments have been observed.

The prosecutions under the Shops and Offices and Factories Acts have decreased during the period under review, and it is to be hoped that the year upon which we are now entering will see a further decrease.

I have, &c.,
Rowland T. Bailey,
Inspector of Factories.

The Chief Inspector of Factories, Wellington.

NEW PLYMOUTH.

Sir,— Department of Labour, New Plymouth, 29th April, 1911.

I have the honour to submit for your consideration the annual report of this office for the year ending 31st March, 1911.

General.

Although the building and manufacturing trades have had a fairly satisfactory year, there has not been any marked progress in the direction of an increased number of manufacturing establishments or in the number of hands employed. To many, no doubt, it is quite satisfactory that there has been sufficient employment offering during the year to keep the working section of the community constantly, or almost constantly, employed. To those who take a real interest in the place, however, it must be a matter of regret that such an old-established town, backed by closely settled country, and possessing many natural advantages, a good climate, and beautiful scenery, should be able to show a gain of only 89 in population during the last five years. The natural increase of births over deaths should have given at least an increase of 350. There is no doubt that the slow advancement in the manufacturing trades is due in a great measure to a lack of support given by the people to local productions. Boots, clothing, furniture, and most necessities are manufactured in the town of as good a quality as can be obtained elsewhere, yet a very large section of the community has clothing, boots, furniture, &c. made outside of the town.

The order-tailoring, dressmaking, millinery, boot and shoe, cabinetmaking, and upholstering, and printing trades have had a very fair year; and most of the employees have been fairly well employed.

There has been quite a revival in the sawmilling industry in comparison with the preceding year the output from the local mills having been much greater.

In spite of the set-back experienced in the dairy industry by the long spell of dry weather towards the end of the season, the output from the factories has been well maintained. The Kaupokunui Co-operative Company were very unfortunate in having their largest factory (which was generally acknowledged as the largest factory of its kind in the world) destroyed by fire during the busiest part of the season; the other factories in the vicinity, however, came to the company's assistance. It has been decided to rebuild on the old site, and the new factory will be more up to date in every way than its predecessor. Although there were no new factories established during the year, a number of extra creameries have been built for the convenience of the suppliers.

The killing, freezing, and preserving industries have not had such a satisfactory season as was anticipated. At the beginning of the season the output was quite up to expectations, but owing to the high prices ruling and the shortage of stock, the season will be several weeks shorter than in previous years. However, in quantity of output and number of hands employed trade generally has been up to the average of the last three years.

Oil-boring operations: The prospects of ultimate permanent success in connection with oil-production have never been more encouraging than at present. One well has been flowing constantly for over twelve months, and a good quantity of oil is being obtained at two other wells.

Casual Labour.

The number of applications received for casual work has been considerably less than last year, and most of those who have called have been new arrivals. There has been a considerable amount of work offering in the country districts at road-formation and bushfelling, which the best of the local casual workers have accepted. There is, however, always a number of men not fully employed who for various reasons do not leave the towns, besides a number who seem to have no settled home or occupation, and who make a practice of travelling from place to place. The fact that this class has been conspicuous by its absence proves that there has been plenty of employment offering for those who are willing to work, whatever their qualifications. There still seems to be some reluctance on the part of employers to take advantage of the facilities afforded by this Department in assisting them to obtain whatever labour they require, whether skilled or unskilled. This is due, I think, to a want of knowledge of the functions of the Government Department of Labour. Sixty-four men have been assisted to employment during the year, 10 being sent to Government work and 54 to private employment.

Factories Act.

There has not been much difficulty in seeing that the provisions of this Act have been faithfully observed, as employers generally are familiar with its requirements. It is very seldom that a deliberate breach of any of the provisions of the Act is discovered.

One hundred and ninety-seven factories were registered during the year, as against 194 registered last year.

Three thousand one hundred and six hours overtime were worked during the year by 120 females and boys.

Visits of inspection were paid to all factories in New Plymouth and to most factories in other parts of the province.

A large number of complaints have been investigated. There have been 7 prosecutions under the Act, and £54 9s. arrears of wages and overtime were recovered for employees through the Department.

Certificates of fitness to work in factories were issued to 14 boys and 5 girls.

Six accidents were reported, none of which were of a very serious nature.

The factories and workrooms in the district are clean and well ventilated, and the sanitary arrangements are satisfactory. Employers recognise that the success of their business depends to some extent upon the consideration shown to their employees. The butter and cheese factories, creameries, and killing and preserving works are equipped with the most up-to-date machinery and appliances, and are kept in very good order. The accommodation provided for the men, however, does not receive the attention it should. The award specifies that suitable accommodation shall be provided, but this, to my mind, is too vague, and, in consequence, the accommodation at some of the factories is not what it should be. There are, however, many factories where there is excellent accommodation for the employees, and the others should be compelled to make similar arrangements. The smaller factories and workrooms are generally well conducted, and the conditions of employment are in the interest of the employees, the wages paid to young persons being in many cases much in excess of the amount provided in the Act. The sanitary arrangements are generally satisfactory, and most of the towns in this province are in possession of high-pressure water-supplies.

The amendments introduced last year further regulating the payment of wages of boys and girls, giving further facility for overtime, altering the definition of a "factory" to cover the work done by local bodies, and providing for payment for holidays to girls and boys, have been received by employers without adverse comment. The time allowed from the date when the offence was committed should be extended to three months where one month is at present given, and to six months in every other case, as in many cases breaches are not discovered until it is too late to take action. The Act also clearly specifies what constitutes an offence, but does not provide a minimum penalty in connection with each named offence; if this were done it would minimize to some extent the anomaly of one employer being fined 5s. and costs while for an exactly similar offence in another district an employer is fined £5 and costs.

Shops and Offices Act.

During the year 235 shops have been registered.

Very little overtime has been worked, the total being only 862 hours.

There were 5 prosecutions under this Act during the year. In addition, a number of complaints was investigated, and the sum of £14 9s. 6d. was recovered for employees by the Department.

No great difficulty has been experienced in administering the Act, as most employers are aware of its provisions. In the great majority of cases the hours worked are less than the number allowed under the Act, and the wages paid to young persons are in excess of the rates specified. The half-holiday is closely observed, and it is greatly appreciated by employers as well as employees. It is very rare to see any shop open on the statutory day, even when a special holiday has been observed during the week. Difficulty is experienced in connection with the Act in the enforcement of the provisions regarding the sale of tobacco, cigars, and cigarettes during the hours tobacconists are closed, and upon statutory holidays. These goods are kept by fruiterers, confectioners, restaurants, hotels, and billiard-saloon keepers and there is no doubt that they are sold by some of these people during prohibited hours. It is, however, very difficult to obtain definite proof of sale.

Shops in most trades in this district have fixed their own hours of closing by "requisitions," and the advantages of this method of regulating the hours is greatly appreciated by those shopkeepers who have taken advantage of the provisions of section 25 of the Act.

The new provisions contained in the 1910 amendment were received by shopkeepers with a considerable amount of protest, mainly in regard to the provisions contained in section 12, which requires that a time and wages book shall be kept, and also section 13, providing that all shops shall be registered in the name of one person as occupier. The provisions have been explained to shopkeepers, and no great difficulty is anticipated in carrying out the new provisions. I think that a minimum age and education limit should be made in connection with the employment of children in shops, more particularly in connection with the driving of delivery-carts; many boys are employed at this class of work who cannot be employed in factories, either because they are too young or because they have not passed the Fourth Standard.

Special attention has been paid to the ventilation, sanitation, and sitting-accommodation for female assistants in shops, and the conditions of employment have been found satisfactory in every way.

On the whole, the new provisions contained in the Shops and Offices Amendment Act has been well received by occupiers of hotels and restaurants, and it has been found on visits of inspection being made that employers are complying with the law. The greatest difficulty appears to be to induce the employees to sign the holiday-book before leaving the premises on the day of their holiday. The provisions contained in section 7 of the Act, allowing an accumulation of half-holidays with seven days off in every three months, do not appear to have been taken advantage of to any extent.

Servants' Registry Offices Act.

There are 3 offices registered in this district. I have visited them each several times during the year, and have found them well conducted in every way. An investigation of the books has proved the fees charged to be strictly in accordance with the schedule of the Act.

Scaffolding Inspection Act.

The provisions of this Act have been closely observed by the builders and contractors in this district. Notices of intention to erect scaffolding have been received by this office and forwarded to the Inspector of Scaffolding. There was 1 prosecution under the Act, in which a conviction was recorded.

Industrial Conciliation and Arbitration Act.

Although there are very few awards or agreements operating in this province, the necessary inspection and investigation entail a considerable amount of travelling, more particularly in connection with the award in the butter and cheese manufacturing industry. There have been comparatively few complaints from employees, and in all cases the irregularities found were of a trivial nature, due in most cases to a want of knowledge of the provisions of the award by the various managers or secretaries of companies. In all cases where mistakes have been made they have been immediately rectified when pointed out. The sum of £13 9s. 7d., representing arrears of holiday and overtime pay due to five employees, has been recovered by them through the Department.

A dispute as to wages, &c., culminating in a strike, occurred during the year between the Patea Waterside Workers' Union and a shipping company. As there was no award governing the work, the strike was not illegal. After a good deal of controversy, the matters in dispute were settled by a specially appointed arbitrator.

Shearers' Accommodation Act.

I visited a number of sheds during the shearing season, and found the accommodation provided generally satisfactory.

Workers' Dwellings Act.

Towards the latter part of the year there have been a great many inquiries as to the regulations governing the erection of workers' dwellings. All those who have inquired have been supplied with copies of the regulations under the Act, and "Notes for Guidance of Workers" desiring to secure workers' homes. The general desire of applicants appears to be to select their own

sections in whatever locality they choose, instead of accepting sections in a block set aside by the Department. They have evidently not yet realized that the system of the Department in building in blocks of ten or twelve houses has already worked satisfactorily in the four main centres, nor the fact that to obtain the very great advantages of the Workers' Dwellings Act they must comply with the easy conditions imposed therein.

CONCLUSION.

During the year I have visited Waitara, Inglewood, Stratford, Eltham, Hawera, Patea, Manaia, Kaponga, and Opunake several times, and also the more outlying portions of the province. I have to record my appreciation of kindness and consideration received from all with whom I have been brought in contact in carrying out my various duties.

I have, &c.,
HARRY WILLIS,
Inspector of Factories.

The Chief Inspector of Factories, Wellington.

WANGANUI.

SIR,— Department of Labour, Wanganui, 26th April, 1911.

I have the honour to submit my annual report on the work of the Department in the Wanganui District for the year ended 31st March, 1911.

The year has been a very prosperous one. Business people generally are well satisfied, and the prospects for the future are decidedly good.

The building trade has been very brisk, the building permits for the year in the borough having amounted to £80,185, as compared with £76,216 for the previous year. In addition to the above, cottages have been erected in all directions in the surrounding suburbs, and it is safe to say that the prospects in this trade never looked better than at the present time. Carpenters, painters, bricklayers, and plumbers have been fully employed throughout.

The furniture trade has also been very busy, and good tradesmen have been repeatedly advertised for.

Brickmaking has also been busy, and both works have been kept going at fairly high pressure throughout the year.

In the freezing industry the season has been a very good one, more especially for farmers, good prices for stock being well maintained throughout; but there is every indication of the works closing down earlier than usual, owing to the continued drought affecting the rape crop and feed at the present time being very scarce. Preserving has not been gone on with this year to the same extent as in former years, owing to the very high price of cattle. The manager of the local works informed me that cattle are very scarce at the present time, more so than for the past seventeen years, and he attributes the cause mainly to the dairying industry, and to farmers usually killing off the calves, except perhaps a few heifers to keep up the herd. What has materially added to the shortage of the present year is the fact that some thousands of head were sold last year and taken out of the district. However, on the whole the works have had a good season, and an increased number of hands have been employed. There has been no labour friction of any kind during the year. Slaughtermen are now working under a new award, which granted them a decided increase of wages, and it is gratifying to report that the management are also satisfied with the new conditions.

The season in regard to the dairying industry has been very disappointing, owing to the continued drought. The early part of the season was very encouraging, and it was anticipated that a record year was in sight, as it was estimated that there were nearly 50 per cent. more cows in profit than on any previous occasion. For the first four months the output was greatly in excess of anything yet achieved; however, since January the supply has diminished, and some farmers have had to dry their herds off. This is to be regretted, as creameries have been established and maintained at considerable expense in remote parts of the district. Dairy hands have been working under a new award, which has been well observed.

EMPLOYMENT BRANCH.

As previously stated, the year has been very good, and there has been no real difficulty in placing good men. Ninety-three men applied, and 52 were sent to private employment and Government works.

FACTORIES ACT.

This Act has not been difficult to administer, and only 2 prosecutions were necessary, the offence in each case being for failing to pay wages fortnightly. Fines were inflicted in both cases. Other occupiers were cautioned for various minor breaches. Workrooms generally are well kept.

The amendments to this Act have been well received, especially in regard to laundries. This provision undoubtedly affords some protection to European laundry-keepers who employ assistants and have to observe restricted hours. I find that section 2, *re* wages and overtime books being kept in English, has not had much effect in regard to Chinese, as in nearly all cases they claim to be partners, and so escape the clause.

Two hundred and seventy-eight factories were registered during the year; this is an increase of 31 compared with last year.

Overtime also shows a decided increase on the previous year, 177 females and boys under sixteen years of age having worked 3,904 hours, as compared with 150 persons who worked 2,076 hours last year.

Fifty-four certificates of fitness were issued to young persons to work in factories, as compared with 49 for the previous year.

Forty-two accidents were reported, the most serious of which occurred at a bush sawmill, a workman being badly crushed through being run over by a truck when taking logs to the mill. He died from the injuries received. One man had a thigh broken through being carried round a shaft while endeavouring to adjust a loose belt. Seven men lost fingers, mostly while working buzzer planing-machines. These machines are responsible for many accidents, and are difficult to effectually guard.

Shops and Offices Act.

This Act has been fairly well observed, although it has been necessary to take a number of prosecutions against shopkeepers for working their assistants in excess of prescribed hours.

The Amendment Act of last session, bringing hotels and restaurants under the provisions of the Act in regard to hours, has been well received by the workers. The occupiers have also fallen into line, and in most places a schedule of hours is arranged for the staff to work to. *Re* section 13, I think this section should be amended to deal only with the sale of goods.

There are 249 shops registered, as compared with 234 during the previous year.

Two hundred and seventy-nine shop-assistants worked 4,168 hours' overtime, as compared with 212 persons who worked 2,700 hours last year.

Servants' Registry Offices Act.

This Act has been well observed, and no complaints have been received. There are only four offices registered, as compared with six last year.

Industrial Conciliation and Arbitration Act.

The awards and agreements, as well as the provisions of the Act, have been fairly well observed. It has been necessary to proceed against several employers for failing to keep overtime and wages books. One employer was convicted for obstructing the Inspector in the execution of his duty; but, in justice to employers generally, I must say that with this exception I have invariably been received in a courteous manner, and my many requests have received due consideration. Forty-one employers and employees were cited for breaches of various awards, and penalties were inflicted in 37 cases; 4 were dismissed, or non-suits entered. In addition to the above, the sum of £40 13s. 7d. arrears of wages due to employees from employers was collected, and 31 firms were cautioned for various other breaches of awards and Acts.

Shearers' and Agricultural Labourers' Accommodation Act.

Visits of inspection were paid to a number of stations in the district, and considerable improvements ordered at several of them, while others were found to have completed improvements in accordance with previous requisitions. One stationholder was proceeded against for failing to comply with a requisition to improve accommodation, and was ordered by the Magistrate to put everything in order before next shearing. Another case was withdrawn, as the stationholder agreed to put the work in hand at once.

Conclusion.

I have to express my appreciation of the courteous treatment I have received from both employers and workers during the year.

I have, &c.,

D. Carmody,

Inspector of Factories.

The Chief Inspector of Factories, Wellington.

PALMERSTON NORTH.

Sir,— Department of Labour, Palmerston North, 21st April, 1911.

I have the honour to submit to you my annual report of matters coming under the jurisdiction of the Palmerston North District for the year ending the 31st March, 1911.

Trade and Labour Market and Unemployed.

The year just concluded has been a very satisfactory one as far as trade generally is concerned. The pessimistic note of previous years has given place to a more optimistic one of buoyant prospects for the future. Business in wholesale and retail trades has been flourishing, and new ventures have taken place (one of them with a capital of about £150,000). Several new buildings have been erected, and others are being planned.

Outside employment has been very plentiful, especially in the building trades, and much difficulty has been experienced by builders in obtaining carpenters. Among indoor industries the boot and coachbuilding trades have suffered considerably for want of men. One boot-factory had difficulty in coping with the work, and several of the hands had to stand idle owing to there being no benchmen available, and one coachbuilding firm had to refuse orders owing to its inability to obtain wheelwrights and coachsmiths.

The overtime worked in both factories and shops has been more than double that of last year, which is another evidence of the busy nature of trade generally.

Skilled labour generally has had no difficulty whatever in finding occupation, while unskilled labour has not been in excess of the demand.

Assistance has been given to 182 persons, with 96 dependents, in the shape of railway tickets at reduced rates to places where work was available.

Next to flax-milling, the dairying industry is the most important in this district. During the past year evidences of prosperity and good times for the dairy-farmers have not been wanting, and, except during the last two months or so, the factories generally show a substantial increase in output over the previous season. Land values, near Palmerston particularly, show a marked increase, and prices rival those of the Waimate Plain in Taranaki. There can be no doubt that as a dairying centre this district has a great future before it, and as the industry develops, the Town of Palmerston North and the other towns in the Manawatu district will feel the benefit. The unusually dry weather of the last two or three months has, of course, adversely affected the milk-supply to the factories, but as the season now ending had an exceptionally early start, and good conditions prevailed up till two months ago, taken as a whole it has been good, and the broken weather now setting in relieves the farmers of anxiety in regard to the winter. On the 10th October last year a new award came into force in the butter and cheese factories. So far as I can learn, it has not occasioned any friction, and employers as a whole have shown themselves willing to comply with the new conditions and work harmoniously with their employees and the union. The principal change made by the new award—viz., the reduction of hours in the butter-factories to fifty per week from 1st April to 30th September—has, of course, yet to be experienced, but it is not expected to cause any friction.

Flax-milling.—During the past year the hemp industry has been subjected to a trying time, owing to the very serious fall in the values of fibre. This was possibly caused by the accumulated surplus of the world's fibre-production over immediate requirements. As the cost of labour represents so substantial a proportion of the productive cost of New Zealand hemp, and a minimum wage has been fixed by an award of the Arbitration Court on a scale commensurate with the cost of living, millers were forced to turn their attentions to a cheapening of production by the introduction where possible of mechanical appliances to supplant hand-labour. It would appear that the necessity for this has provided the means, and machinery is now and has recently been introduced which has had the effect not only of decreasing the number of men usually employed in the milling operations, but has materially cheapened the cost of production. From the activities of those engaged in the invention of further labour-saving appliances, it is possible that the scope of mechanical processes may be enlarged in the near future. It is not suggested that this innovation will interfere with the employment of all available manual labour, as the result of mechanical milling has had the effect of increasing outputs and enterprises, thereby creating a greater demand for manual labour in those spheres in which it is not only essential but indispensable. Indeed, in this respect the greater difficulty has been experienced in getting sufficient labour during that part of the season in which harvesting, shearing, and other work are being actively prosecuted, so that the introduction of machinery, if for that reason alone, has been of double value to the millers, enabling them to carry on despite the shortage of labour.

On the whole, workers have done remarkably well, the award wages having insured them a steadier income in spite of the low prices of fibre, and in the case of pieceworkers astonishing results have been achieved by some of the men who are able to stand heavy work.

Factories Act.

There have been 260 factories registered during the year, an increase of 6 over last year.

Certificates of fitness permitting young persons under the age of sixteen to work in factories have been issued in 53 cases, 22 to males and 31 to females.

Overtime has been worked in 22 factories by 141 boys under the age of sixteen and females, and the hours so worked have been 5,571. This is a big increase on last year's overtime.

The accidents reported during the year numbered 26. In one case the injury consisted of a broken leg, but none of the others were very serious. The sufferers were all made aware of the provisions of the Workers' Compensation Act. In no case was the employer to blame by reason of neglect.

Shops and Offices Act.

During the year 317 shops have been registered, 24 more than last year.

In 22 shops 1,658 hours' overtime have been worked by 144 employees. This is also a very big increase upon last year's overtime.

Last year I expressed the hope that wage-books would be made compulsory for shops in the same way as for factories. The amendment of 1910, making provision for these books, will make inspection of shops much easier and more effective. The system prescribed by the Department's regulations is simple and effective, and is of special advantage to the employers themselves.

Young People working in Shops and Factories.

Again I would draw attention to what I consider an anomaly between the Factories Act and the Shops and Offices Act. A boy or girl aged from fourteen to sixteen cannot work in a factory without a certificate of fitness, and such certificate can be granted only if the Fourth Standard, or its equivalent, has been passed; yet a boy or girl of any age can work in a shop, irrespective of his or her educational qualification. It cannot be said that the work in the shop is in any wise healthier or less tiring than in a factory; in fact, the shop-work means longer hours, and in big shops far more tiring work.

PROSECUTIONS UNDER FACTORIES, SHOPS, INDUSTRIAL CONCILIATION AND ARBITRATION, AND OTHER ACTS, AND CASES SETTLED OUT OF COURT.

Every effort is always made to induce employers to observe the conditions of the various Acts and awards, and no case has been recommended for proceedings in Court where it has been felt that the employer had acted in ignorance. In many cases of breaches it was deemed sufficient to send registered letters of warning, and 61 of these were posted during the year. No further action was required beyond seeing that any arrears of wages due were paid up. The total amount thus recovered was £31 10s. 10d., besides another £26 18s. which was not dealt with in time for this report. There has also been a number of complaints which on being investigated were found to be unsubstantiated.

Under the Industrial Conciliation and Arbitration Act 32 cases were taken before the Court, and 31 breaches were recorded, £28 15s. being imposed as penalties, with £3 14s. costs. One case was dismissed.

Under the Shops and Offices and Factories Acts 13 cases were taken. Three were dismissed and 10 convictions were obtained, with £6 11s. fines imposed, with £4 8s. costs.

Generally speaking, the labour laws have worked without friction throughout this district.

INDUSTRIAL STATISTICS.

The wage-sheet returns asked for by the Department, this being census year, when specially full information is desired, were at first thought by some employers to be too inquisitorial; but on finding that the filling-in of the form was very simple, and caused little extra trouble, the objectors appeared to be satisfied that there was no cause for complaint.

SERVANTS' REGISTRY OFFICES ACT.

There are 6 servants' registry offices licensed at Palmerston North, against 4 in 1909–10. With one exception they have been well conducted. I would again respectfully urge that all license-holders should be made directly responsible to the workers they engage. Often a worker pays his fee, and is sent to an "alleged" job, which he subsequently finds does not exist. In some cases I have obtained a refund of fees and fares paid, but even then there has been a loss of time suffered by the worker in going to and from the expected work which he has not been compensated for.

CONCLUSION.

During the year I have visited Ashhurst, Feilding, Foxton, Levin, Rongotea, Otaki, Shannon, Tiritea, Woodville, Whitanui, Waituna West, and Halcombe. To the police officers at each of these places I desire to extend my thanks for the assistance they have so willingly rendered me at all times in carrying out my duties.

I have paid regular visits to the factories and shops in Palmerston North, and also to many other employers of labour, especially those working under awards, from whom I have received every courtesy and consideration. I have again to thank the secretary of the local Employers' Association and the secretaries of several local unions of employees for their assistance in settling disputes.

The number of letters, &c., of outward correspondence during the year reached 3,722.

I have, &c.,

W. J. CULVER,

The Chief Inspector of Factories, Wellington. Inspector of Factories.

MASTERTON.

SIR,— Department of Labour, Masterton, 21st April, 1911.

I have the honour to submit herewith for your consideration the annual report on the work of the Department in the Masterton district for the year ended 31st March, 1911.

Taking the whole period under review into consideration, trade and business generally may be said to have maintained a fair level. Although several business premises have ceased operations during the year, others have been established, so that generally the variation has not been great. Several trades have not shown any marked improvement, although almost all workers have been steadily employed.

Building trades, which are usually a fair indicator as regards prosperity and progress, have been well sustained. The new freezing-works of the Wellington Farmers' Meat Company (Limited), situated at Waingawa, commenced operations during the early part of last year, the buildings and machinery equipment costing, approximately, £40,000. The buildings and fitting-up of these "works" caused a considerable amount of steady employment for tradesmen and others throughout the year, and since the works have been completed upwards of 200 hands have been employed in the meat-freezing and fellmongering industry.

Within the borough 38 permits in accordance with the by-laws have been issued to contractors for buildings, estimated to cost, approximately, £12,000. Several residences have been erected throughout the district in the vicinity of Masterton, and a considerable number of building tradesmen was also engaged for several months on the new Solway Showgrounds, grandstand, stock buildings, and yards, so that taken all round very few tradesmen have been unemployed during the year.

Coach and carriage building has maintained a marked improvement, and during the period under review all tradesmen have been fully employed, a considerable difficulty being experienced at times in obtaining competent tradesmen, especially in the painting and smithing departments.

Agricultural-implement manufacturing, engineering, and ironworking have furnished very steady employment to the regular tradesmen following these industries.

Motor-car and cycle repairing has furnished very steady employment to all workers engaged. Extensive additions to one of the local factories are contemplated, so that all classes of work in this trade may be successfully undertaken.

The woodworking trades have not been so busy as was expected, sawmilling especially being very slack. This is, of course, readily accounted for, as most of the accessible bush is now cut out, and timber for local requirements has to be obtained from the Main Trunk and elsewhere.

The cement pipe and tile manufacturing industry has experienced a very good year, all hands having been kept steadily employed, and good prospects are anticipated.

Steady employment throughout the year has been furnished in the leather trades—saddlery, harnessmaking, and bootmaking and repairing.

In the clothing trades (tailoring and dressmaking) almost regular employment has been experienced in the majority of cases very little time being lost, and a very considerable amount of overtime has been worked.

The dairying industry, in the manufacture of both butter and cheese, has experienced quite a record for quantity of output last season, and, notwithstanding that considerable additions were made to factories last year, it is now expected to again increase the facilities by way of capacity and machinery for the handling of next season's supply, which is expected to be still greater than last. An excellent season has been experienced throughout this district, and the condition of stock has been well maintained.

Factories Act.

During the year 153 factories were registered, being an increase of 5 on the previous period.

Overtime warrants were required by 15 employers for 67 women and boys, who worked 1,798 hours' overtime.

Certificates of fitness to work in factories were issued to 15 young persons—5 males and 10 females.

There were 9 accidents reported during the year, all of which were inquired into; but fortunately none were of a serious nature. Better methods of safeguarding against accident in connection with belts and pulleys, &c., are now adopted in almost all factories, so that the number of accidents is proportionately reduced.

The provisions of the amendment to the Act passed last session affecting laundries, and the full payment of wages for holidays to boys under eighteen years of age and girls under twenty-one years of age and apprentices, are being carried into effect.

There were no prosecutions under this Act during the year. Occupiers are getting more conversant with the requirements, so that it is seldom that a breach occurs. Practically the whole of the factories have been visited, and found to be in a satisfactory condition.

Shops and Offices Act.

During the year 196 returns were furnished by shopkeepers, showing an increase of 36 shops over the previous period.

Overtime permits were required by 28 employers to allow 72 males and 51 females to work 2,252 hours, for which overtime rates were paid.

Four prosecutions were taken against occupiers for breaches, with fine inflicted in each case.

The amendment passed last session is being fairly well observed.

All the shops have been visited from time to time during the year, and generally found satisfactory.

Industrial Conciliation and Arbitration Act.

No great difficulty has been experienced in the administration of this Act in connection with any of the awards in force throughout the district.

Section 58 of the Amendment Act, which makes provision that all employers who are bound by an award or agreement shall be required to keep a wages and overtime book, has proved most beneficial, as it enables officers of the Department to readily ascertain the hours worked and wages paid to employees, and infringements can thus be more easily detected.

Two cases for breaches of award were taken before the S. M. Court; a fine was inflicted in one case and the other was dismissed.

Servants' Registry Offices Act.

There are still three registry offices conducting business in this district. I have found on inspection that their books are carefully kept, and that the charges are in accordance with the regulation schedule.

The same complaint, however, still exists with regard to advertisements that are kept in the columns of the Press longer than the position is vacant, thus applicants are attracted from a distance and on arrival find no opening.

Shearers' Accommodation, &c., Act.

The accommodation for shearers throughout this district is still undergoing improvement. Several station-holders have effected the necessary additions required to be made since last season, and it is expected that the shearers' quarters will be more up to date than hitherto. The principal

stations visited last year, in order to see that the requirements of the Act were carried out, were those where additional accommodation had been deemed necessary. Sheep-farmers now seem to recognize that good accommodation is necessary, especially if they wish to have their shearing carried out well and without dissatisfaction.

Men's Employment Branch.

There has not been much demand for unskilled labourers in this district during the past year. The principal general labouring was in connection with the new meat-freezing works, showgrounds, and sale-yards, &c. No works of any magnitude were undertaken by the borough that required any additional number of unskilled labourers. A large number of men was, however, employed during the winter and spring on scrubcutting operations, and lately at rabbiting. The road-formation in this district is fairly well completed, so that there is little or no co-operative work going on. This office is now more utilized by employers when in need of workers. During the year 132 men were assisted principally to private employment.

Women's Employment Branch.

A women's employment branch was opened at this office in October, 1910, under the supervision of Miss H. R. Hodge. Circulars were sent out to employers throughout the district, and the attention of workers was drawn to the fact through the columns of the Press.

A considerable amount of correspondence has been received from employers in the country applying for help, &c., but great difficulty is experienced in supplying girls. The office is, however, proving a good medium for bringing employer and employee together. (For further particulars see Miss Hodge's report.)

Conclusion.

I have to again record my appreciation of the courteous treatment received from employers and employees, also secretaries of local unions and Employers' Association, with whom I have come in contact during the course of making various inquiries.

I have, &c.,
J. Georgeson,
Inspector of Factories.

The Chief Inspector of Factories, Wellington.

NELSON.

Sir,— Department of Labour, Nelson, 25th April, 1911.

I have the honour to submit for your consideration my annual report for the year ending the 31st March, 1911.

The period under review has been a fairly prosperous one, and a fair volume of trade has been done. There have been no labour troubles during the year, and employers and workers have displayed a very conciliatory spirit in settling various trade disputes which have been brought before the Conciliation Commissioner. Employment in all branches of trade has been very continuous and the majority of tradesmen have made full time during the year. There has not, however, been any shortage of tradesmen to meet the demand in various trades, but a scarcity of workers does exist in those industries where young persons and women are generally employed. There is a pronounced element of truth in the complaints made by employers that the dearth of this class of labour has retarded operations in connection with fruit canning and preserving, which is one of the largest industries in the district. Under the above circumstances, it naturally follows that, taking the year round, a good average wage has been earned by all workers.

The building and kindred trades have been kept fairly busy, and bricklayers, carpenters, plumbers, and painters have lost very little time. A fair number of villas and other buildings have been erected in the city and suburbs, and in the country districts, especially Stoke, Richmond, and Motueka.

Clothing, tailoring, and dressmaking trades have had a very prosperous year. Little time has been lost by operatives, whilst employers express themselves as well satisfied with the amount of trade done.

The boot trade has been chiefly confined to order-work and general repairs. This trade has shown decided progress, and better time has been made than was experienced last year. All men have made full time.

Wheelwrights and Coachbuilders: During the year trade has been well maintained and all shops have been kept very busy. A considerable number of vehicles have been built locally for service in other parts of the Dominion.

Saddle and Harness Making: There is a set number of hands employed in this industry, chiefly on order-work and general repairs. Trade has been quite up to the standard of previous years.

Engineering in all its branches has not been up to the standard of previous years. The tendency of those requiring motive power for various purposes seems to be towards gas or oil engines, and there is every indication that this class of engine will take the place of steam for manufacturing purposes.

Jam and confectionery making is one of the growing industries of the district and trade in these lines has been remarkably good. It is to be regretted that this trade has been considerably retarded owing to the dearth of female and juvenile labour for picking and handling the fruit. Employers have complained from time to time that on this account they have had to cancel orders for various lines of preserves and conserves.

Factories Act.

This Act is now well known by employers and employees so that few breaches of the law are committed. Carelessness on the part of employers accounts for most breaches, either in omitting to obtain overtime warrants or failing to pay wages at regular intervals. Visits of inspection have been made to all factories, and particular attention has been given to sanitation, payment of wages and the keeping of records. During the year there has been considerable improvement generally in regard to sanitation and nearly all factories in the city are now connected with the new sewage system. A continuous supervision has effected good results, and considerable improvement has been made in many factories.

The number of factories registered during the year was 279, and the number of workers, including employers personally engaged, 1,588—1,377 males and 211 females.

Overtime.—During the year 173 warrants to work overtime were issued to 141 females and boys under sixteen years of age, who worked 4,442 hours. This is a considerable increase on the overtime worked last year.

Accidents. Six accidents were reported during the year, but none were of a serious nature. The majority were caused by overconfidence in working stamping and punching machines. Care is taken in all cases to see that the employees injured are made acquainted with the provisions of the Workers' Compensation Act. The small percentage of accidents speaks well for the manner in which machinery is safeguarded, considering the amount of machinery in use and the number of workers employed.

Prosecutions.—Seven cases were taken under this Act, and convictions were obtained in all cases—4 for failing to register factory; 2 for failing to pay wages at not more than fortnightly intervals (back wages in these cases amounting to £22 being paid up) and 1 for failing to keep proper time and wages book.

Shops and Offices Act.

It is pleasing to report that this Act is looked upon with favour by the majority of employers as well as employees, and, except in respect to the controversy as to which is the most suitable day of the week for the half-holiday, it appears to give general satisfaction. Occupiers of shops have taken full advantage of section 25 of the Act, and in nearly all lines of business in the city the hours of closing have been limited. The amending Act of 1910, which came into force on the 3rd December last, has had a very beneficial effect as far as hotel employees are concerned.

During the year 272 shops were registered.

Visits of inspection have been made to all shops during the year. The administration of the Act generally has required a considerable amount of attention. Prior to the coming into force of section 12 of the amending Act many of the larger firms had already time and wages books, but a large majority of smaller shopkeepers failed to keep proper records. It has been necessary to make a considerable number of extra visits of inspection to see that these books were being kept in proper form, and at present in all cases where shop-assistants are employed, this section of the Act is being complied with

Overtime.—During the year 114 warrants were issued to 137 persons—85 males and 52 females—who worked 3,347 hours' overtime.

Prosecutions.—There were three cases taken under this Act during the year—one for employing assistants later than 6 p.m. without a permit, convicted; the second for employing assistants later than 1 p.m. on the statutory half-holiday. This case was dismissed, as the Magistrate held that the employees were on the premises without the employer's knowledge. The third was against a restaurant-keeper for employing assistants more than ten hours in one day. This action was dismissed owing to very conflicting evidence.

Servants' Registry Office Act.

There are no servants' registry offices in this district.

Shearers' Accommodation, etc., Act.

There are fourteen shearing-sheds in the Nelson District which come within the provisions of this Act. Various stations were visited during the shearing season, and at three of the sheds visited I found that additions to buildings and other improvements for the benefit of shearers had been made. All sheds visited were found to be clean and satisfactory. On two stations cooks were employed, but as a rule all meals are taken at the homestead.

Industrial Conciliation and Arbitration Act.

The various awards have worked smoothly in this district, and during the year nothing of importance has arisen in respect to the administration of the Act. Visits have been made to all employers upon whom awards are binding, and the steady supervision effected to see that copies of awards are posted up and that records are kept does much to lessen the number of breaches of awards. The number of complaints from employees has been very few, and there have been no prosecutions for breaches of award during the year.

Scaffolding Inspection Act.

As Inspector of Scaffolding for the Nelson District and Marlborough I have made general visits of inspection to buildings in the course of erection. (See separate report.)

Men's Employment Branch.

During the year there has been a fair demand for unskilled labour, chiefly for farm-work and bushfelling, consequently there has not been the same number of men calling at the office in search of employment, and little difficulty has been experienced in placing those willing to take country work. It is pleasing to note that the back country is being taken up freely, and pastoral and agricultural operations are being more extensively carried on. The fruit industry, which is becoming of great importance to the district, has given employment to a considerable number of hands for clearing and planting orchards on new ground. It is estimated that 30,000 trees have been planted during the season.

In the city proper there have been very few contracts of any importance requiring unskilled labour; still, all local men have been kept well employed, and those working on the wharf have also experienced a fair year.

There has been a decided increase in the exports and imports during the year. Vessels to the number of 1,640, with a tonnage of 407,250 tons, have visited the port. This number includes eight ocean-going steamers.

During the year 154 men were assisted to employment.

Women's Employment Branch.

This branch is gradually becoming better known to both employers and employees, and the facilities offered have been taken full advantage of. The upkeep of the branch entails a considerable amount of extra work, and the number of applications for workers is far in excess of the number of applicants for work. (For further particulars see Miss Emerson's report.)

Conclusion.

During the year various matters in connection with awards, factories, and other Acts have required visits to other parts of the Nelson and Marlborough Districts—viz., Motueka, Takaka, Canvastown, Havelock, Carluke, Blenheim, Tuamarina, and Picton.

I wish to record my appreciation of assistance rendered me by officers of other departments, and also by local Inspectors and police officers with whom I have come in contact.

I have, &c.,
S. Tyson,
Inspector of Factories.

The Chief Inspector of Factories, Wellington.

GREYMOUTH.

Sir,— Department of Labour, Greymouth, 10th April, 1911.

I have the honour to submit my annual report for the year ending the 31st March, 1911.

General.

Trade generally has been of a somewhat varied and fluctuating character. The very wet winter experienced had a most marked effect on all outdoor industries, especially building operations, causing a great amount of broken time, and, as a natural sequence, the decreased spending-power of the large proportion of workers affected thereby was felt very keenly by the trading community. A revival took place, however, in the spring, and both from an employer's and employee's point of view the year compares very favourably with former periods, and the present year opens with fair prospects. It is true that there are no signs of an approaching boom, but it is apparent that there is a firmness about local trade, and the workman speaks of the prospect of his employment in cheerful tones. With the exception perhaps of the coal industry, an all-round improvement has been noticeable during the last few months, and there is every prospect of this being maintained for some considerable period.

It is pleasing to report a decided improvement in the sawmilling industry, the depression of the past two years having lifted, and large orders for both white and red pine for Australia have placed this industry in a very flourishing condition. The total amount of timber exported during the period was 42,620,206 superficial feet, which is an increase of 12,158,816 superficial feet over the previous year. The large area of bush that must have been felled to produce the same emphasizes the need for some system of afforestation to protect this industry in the future. Well-known authorities estimate that on an average 1 acre of bush yields 10,000 superficial feet of sawn timber, which means that considerably over 4,000 acres of bush has been felled during the past year in the Greymouth district.

The coal-mining industry has fluctuated during the period. Although the returns prove that more coal has been exported this year than last, the figures for the year ending 31st March, 1910, being 360,817 tons, and for the year ending 31st March, 1911, 397,080 tons, the increase can be partly accounted for by the increase of orders caused by the strike at Newcastle in the early part of the period. At present, however, the industry is experiencing considerable slackness.

The other staple industry of the district—viz., quartz-mining—which hitherto has been dull, has shown distinct signs of reviving during the past six months. New reefs in various parts have been opened out, and work is extending to the low-level reefs. This activity is causing satisfaction on the West Coast, of which mining in all its branches is the mainstay.

Throughout the year skilled trades, particularly those entailing indoor work, have been kept busy. During the year 223 building permits for residences and eight for shops and warehouses were issued by the Borough Engineer. There is a continual demand for increased dwelling-accommodation.

Engineering has been busy throughout the year, entailing a considerable amount of overtime being worked. In connection with this industry it is important to note the difficulty existing in certain branches—viz., blacksmithing and moulding—in obtaining competent tradesmen. This difficulty does not apply only to journeymen, but it is noticeable that there is a reluctance in apprenticing boys to these particular trades. The problem of getting boys to take up these trades will require solution if a high standard of efficiency is to be maintained.

Dressmakers, tailors, and boot-manufacturers have had a busy year, and in all cases a considerable amount of overtime has been worked.

Men's Employment Branch.

Throughout the year there has been little difficulty in dealing with the large number of applicants for employment. Private employers are using this agency to obtain employees more freely, and much effort has been spent in trying to meet their requirements. In the country districts employers have expressed appreciation of the services rendered by this branch. During the year skilled and unskilled workers to the number of 307 were assisted by the Department, 142 being sent to Government works and 165 to private employment: 119 were married, while 173 were single men. During the year the completion of the Blackball Railway works and the near completion of the State Collieries Railway Extension works has necessitated the dismissal of a large number of men. The projected harbour improvements will be put in hand shortly, and will doubtless find employment for many during the coming winter.

Factories Act.

The provisions of this Act are, on the whole, well complied with, and when irregularities occur a little explanation is usually sufficient to put matters right. In very few cases do these irregularities occur with any intention on the part of the employers to evade the law, more often being due to laxity in attending to details, such as keeping the dates when young people commence in their employ, and keeping sufficient records of overtime worked. There is certainly room for much improvement in the ventilation and sanitation of some of the older factories. The employers in most cases realize this, however, and a good deal has been done during the past year to improve the conditions. In two cases the factories were entirely rebuilt on modern lines.

During the year 141 factories were registered.

Certificates of fitness were issued to 12 boys and 8 girls under sixteen to work in factories.

During the year 88 females and boys under sixteen years of age worked 4,660 hours' overtime.

In 44 cases alleged breaches of the Act have been investigated. Of these, 11 were dealt with by prosecution, and all the cases were decided in favour of the Department.

Inquiries have been made in respect to 11 accidents. None were fatal, and only 2 were of a serious nature. Where necessary, attention has been paid to the effectual guarding of machinery. In all the cases care was taken to see that the provisions of the Workers' Compensation Act were carried out

No difficulty has been experienced in connection with the amended Act of last session. The laundry-keepers have all fallen into line, and the trouble of getting the Chinese laundry-keepers to understand the provisions of the Act was minimized through the action of the Chinese Consul for New Zealand in supplying them with a copy of the Act in the Chinese language.

The new paragraph to section 32, making it compulsory for occupiers of factories to pay wages to girls under eighteen years of age and boys under sixteen years of age for any holidays given, does not effect any change, as it has been the custom to pay wages under the circumstances previously.

Shops and Offices Act.

The provisions of this Act have been well observed. Shopkeepers in many of the trades have now taken advantage of the provision enabling the majority in any trade to fix the closing-hours under section 25 of the Act, and the results have proved highly satisfactory.

The number of shops on the register is 188.

Permits for overtime were issued to 49 assistants, who worked 439 hours.

As instancing the excellent manner in which the provisions of this Act are observed, only 2 prosecutions were taken against occupiers; fines were inflicted in both cases.

The provisions of the amended Act of last session, although creating a great deal of comment at first, especially among hotelkeepers, are now working more smoothly. A little assistance and explanation to the proprietors proved that any inconvenience anticipated in regard to the hours of employment, holidays, &c., had been overestimated. Where only one cook was employed, the difficulty of having him engaged for both early and late meals was got over by a rearrangement of the hours during which he was to be on the premises. Advantage has been taken where night-porters are employed to agree to an accumulation of the holidays for three months, as provided by section 7.

Some dissatisfaction was expressed with section 13, which compelled the occupier of each shop to register in the name of one person, all other persons engaged to be deemed assistants; but when the provision was brought into operation any objection made was withdrawn. The compulsory provision for keeping time and wages books in shops in the same way as in factories should make it much easier to deal with the hours and wages of assistants.

Scaffolding Inspection Act.

As Inspector of Scaffolding for the Westland District, I have made visits of inspection to all buildings in course of erection (see reports of Inspectors of Scaffolding).

Industrial Conciliation and Arbitration Act.

The work entailed in the administration of this Act has considerably increased during the year.

Although the number of complaints received has been much larger than in previous years, in only 4 cases was it found necessary to apply to the Court for enforcement. Most of the complaints received are the outcome of misunderstanding, and in many cases a little explanation has obviated the necessity of going to Court. In many of the cases where breaches occur much ill feeling would be obviated if the parties concerned would consult one another, and so remove misunderstanding before taking extreme measures. One "strike" occurred during the year, owing to the dispute at Otira Tunnel, when 260 men ceased work because their employer would not accede to the request of their union to discuss conditions of employment through the union's representative. Inquiries were made into the "strike," but it was found that the case was not one in which proceedings should be taken. The "strike" itself was settled in two or three days by the employer agreeing to meet the men through their representative.

Conclusion.

During the year I have officially visited Westport, Reefton, Hokitika, Kumara, and Ross, and made a general inspection of factories, shops, &c., in each town. I find that, considering the limited amount of time at their disposal, the local police acting as Inspectors of Factories carry out their duties very well, and I have to express my thanks for the able and willing assistance extended to me by them at all times in carrying out my duties.

I desire also to acknowledge the kindly courtesy that I have invariably received at the hands of both employers and employees.

I have, &c.,

Henry E. Moston,

The Chief Inspector of Factories, Wellington. Inspector of Factories.

TIMARU.

Sir,— Department of Labour, Timaru, 26th April, 1911.

I have the honour to submit, for your consideration, my annual report for the year ending 31st March, 1911.

This period has been on the whole a prosperous one for South Canterbury, and as the district depends mainly upon agricultural and pastoral pursuits, rather than manufacturing industries, it is pleasing to note that, generally, the farmers have had a good season, notwithstanding the prolonged dry weather experienced during the summer.

The wool-clip was a fairly heavy one, although fewer bales were sold at the Timaru sales than last year, and the prices realized were not quite so high as then, but a very fair average was maintained.

The grain harvest has proved much better than was expected in the early part of the summer, as rain came in most cases in time to save the wheat and late oats, but rather too late to save the early oat crop. The prices of cereals are rather lower now than they have been for some time past, but as far as I can gather they are sufficiently good to be profitable.

The local freezing-works had a record season last year, and this year is likely to be even better, as, owing to the shortage of feed, it is necessary for owners to diminish their flocks. For some time past the two local works have been killing from ten to twelve thousand sheep and lambs daily. One firm had its premises improved and enlarged during the off season, and is now feeling the advantage of the increased space and convenience for dealing with the by-products of the industry.

The building trade has maintained a very good average during the year, the number of building permits issued by the Borough Council being 237, and the estimated cost of the erection of these buildings £87,742 17s. 6d. There has been sufficient employment to keep all local men employed during the year except in the painting branch, which was rather quiet for a short time, but in the other branches—bricklaying, masonry, and carpentry—it has been necessary to obtain men from other parts of the Dominion to cope with the work.

The clothing trades have been very busy indeed, and there is hardly a workroom in the town that has had to shorten hands or work "short time." The tailoring branches have had perhaps the busiest time. There is an undoubted shortage of labour, both male and female, and many of the best firms have had to refuse work because of their inability to get workpeople to do it. Some of this shortage arises from the limitation of the apprentices by the award governing the industry, and it applies principally in the case of female apprentices, as it is found that a large proportion of the girls leave to get married just as they are beginning to be useful to their employers, and whilst this is perhaps good for the country as a whole, it is rather harassing for those carrying on the industry.

The retail trades have also been fairly prosperous, although several traders complain of a shortage of ready money.

The port of Timaru has again had a very good year (ending the 31st December, 1910), although total exports and imports are lower by about 800 tons. The total value of the foreign and intercolonial trade has increased by £115,000 over last year.

The imports for 1910 amounted to 84,786 tons, while there were 87,536 tons exported, making a total of 172,322 tons.

The declared value of foreign and intercolonial trade was £1,600,388. The estimated value of coastal trade is £750,000. The port continues to hold the third position in New Zealand in regard to the shipment of mutton and lamb, 804,100 carcases having been shipped during the year, this being an increase of over 150,000 more than the previous year. Besides these, the principal exports were: Wool and skins, 42,727 bales; grain, 377,587 sacks; flour, 172,849 sacks; oatmeal, bran, and sharps, 90,426 sacks; and potatoes, 39,436 sacks.

Factories Act.

There were 213 factories registered during the year. The large increase is mainly due to the St. Andrew's factories being now registered in Timaru. Six factories enlarged their staffs and paid the additional fees in accordance with the Act.

Fifty-nine certificates of fitness to work in factories have been issued to 31 girls and 28 boys under sixteen years of age.

The amount of overtime worked by 233 boys under sixteen and females was 8,244 hours.

Fifty-seven accidents were reported during the year, but none were of a serious nature, the majority being cuts and abrasions sustained by slaughtermen and others employed at the freezing-works; and it is pleasing to note that "first aid" cabinets are provided at these establishments, thus reducing the risk of poisoned wounds. There have been few accidents connected with machinery, which seems to show that employers are taking precaution to guard their machinery for the protection of the lives and limbs of the workers.

Fourteen informations were laid for breaches of this Act, and convictions obtained in all cases but one, which was practically a test case.

The factories are in most cases up-to-date and well equipped, except some in the centre of the borough, whose sanitary arrangements are not at all satisfactory; but, doubtless, when they are connected with the main drainage system, which is not yet completed, there will be very little to complain about. The occupiers and managers of factories are generally doing their best to comply with the provisions of the Act, and it is pleasing to note that a good feeling exists between employers and employees throughout the whole district. Every factory registered has been visited at least once during the year; several in the country towns and districts have also been visited, and on the whole these establishments are well equipped and managed.

Shops and Offices Act.

The number of shops registered during the year was 235. Several small shops ceased operations while several others opened, but no change has been made in any business place of any size.

Overtime permits were issued for 189 assistants to work 2,536 hours.

On the whole, the Act is working very well, and its provisions are being observed, although a good number of warnings have had to be given. Only five informations under the Act have been laid; the defendants have been convicted in each case.

The inclusion of licensed and private hotels under the Act by the 1910 amendment has given a little trouble, and I feel confident that in numbers of cases the provisions are not being complied with; but it is very difficult to get any reliable evidence of breaches, but as time goes on I feel sure that employers will adjust their business so as to thoroughly comply with the Act.

Servants' Registry Offices Act.

There were five offices registered under this Act during the year.

They are conducted according to the requirements of the Act, but I have to state that the practice of charging fees to employees only is still in vogue.

Industrial Conciliation and Arbitration Act.

This Act, together with the awards and industrial agreements made under same, is continuing to work very well, and employers and employees generally strive to make themselves conversant with the provisions contained therein, and, on the whole, observe them well.

Twenty-five cases for enforcements of awards have been taken before the Stipendiary Magistrate, and penalties have been imposed in 19 instances. In 1 case a breach was recorded without penalty, 4 were dismissed, and in 1 a nonsuit was entered to enable proceedings to be commenced *de novo* in the Arbitration Court (this case is to be heard at the Court's next sitting). One case of considerable importance, involving the question of the payment of overtime rates to piece-workers, under the Tanners and Fellmongers' award, was taken in the Arbitration Court; a breach was recorded, and payment of arrears of overtime accrued amounting to over £170 was made to the workers concerned. The appeals from the Stipendiary Magistrate's decision, referred to in last year's report, under the Threshing Millers' award in reference to posting up copy of award in galley at camp were heard in the Arbitration Court in July last when the Magistrate's decisions were reversed, and the cases referred back for fixing amount of penalty. Two cases for breach of the Act (failing to keep overtime and wages book) have also been taken, and a fine with costs was inflicted in each instance. One case for breach of industrial agreement, in which the Department decided not to prosecute, was taken by the union concerned, and dismissed with costs.

Twenty-four under-rate workers permits have been granted mainly under the Carpenters and Joiners' award. A large portion of these permits was issued to applicants who had just completed their apprenticeship, and I am afraid that in some of these cases employers had failed to give the lads a fair opportunity to learn their trade during their apprenticeship; I am strongly of opinion that the apprentice question should be given earnest consideration, so as to insure the thorough training of good tradesmen.

Workers' Compensation Act.

A considerable number of workers have applied for advice under this Act, and in almost every instance an amicable settlement has been arrived at. There is still a tendency on the part of some of the insurance companies (when the workers return to work) to insist on a receipt being signed in full settlement of the claim, but I have advised workers concerned to sign nothing except an actual receipt for the money received, and I trust that the Act will be amended to render an agreement contained in a receipt in the form complained of invalid, if not illegal. Some little trouble has also been experienced owing to the fact that, instead of compensation bieng paid weekly, it has been withheld until the worker has resumed work, and a good deal of hardship has thereby been experienced by the workers concerned.

Men's Employment Branch.

Every endeavour has been made to make this branch of the Department work advantageously to both employers and workers, but it is to be regretted that the former seldom avail themselves of the services of this office to obtain employees, except at such times as when labour is very scarce, and they have exhausted all other means of obtaining workers. A fairly large number of men have applied for work, but they have been mainly those who were strangers to the town.

Conclusion.

During the year I have paid frequent visits, in connection with the various labour laws, to Waimate, Temuka, Geraldine, Fairlie, St. Andrew's, Pleasant Point, Washdyke, &c., and I desire to express my thanks to employers and employees, local Inspectors (police officers), secretaries of unions, and officials of the Magistrates' Courts for their courtesy and assistance to me in carrying out my duties.

I have, &c.,

Geo. H. Lightfoot,

The Chief Inspector of Factories, Wellington. Inspector of Factories.

OAMARU.

Sir,— Department of Labour, Oamaru, 23rd April, 1911.

I have the honour to submit my annual report for the year ending 31st March, 1911.

General.

The drought experienced throughout this district during a large part of the year just closed is stated to have been one of the most severe, to the farmer, that can be recollected; still, trade generally, although less in volume than that of the previous year, has resulted in better returns than might reasonably have been expected. The coming winter will doubtless bring with it the pinch that must to a more or less extent follow upon a season of drought.

The freezing-works closed down on the 21st February last, earlier than on any previous occasion since the company commenced operations in this district. The loss of wages occasioned thereby is, of course, felt acutely by a section of the workers.

Unskilled Labour.

Considering prevailing conditions, the able-bodied worker in this district has had fairly regular employment, and there has been only a limited number applying for assistance at this office.

Factories Act.

The number of factories registered during the year was 134.

The amount of overtime worked by 316 women and 38 boys totalled 2,764 hours.

Certificates of fitness to work in factories were issued to 13 girls and 9 boys under sixteen years of age.

Arrears of wages were collected in five cases, making a total amount of £6 14s. 3d.

There were 6 accidents reported and inquired into during the year. One of these was in a printing-office, resulting in partial loss of hand and two fingers. Compensation in this case was paid to the amount of £75.

Two apprentices were included amongst the injured, and in both cases it was seen to that full wages were paid while the boys were unable to work.

Negligence cannot be attributed to the employers in any instance, unless it be in allowing boys of very little experience to work upon machines requiring both skill and care.

Shops and Offices Act.

During the year 143 shops were registered. Permits were issued to 44 shop-assistants to work 331 hours' overtime.

It has been found necessary to warn several employers under this Act for allowing assistants to remain and serve customers after 9 o'clock on Saturday night.

I am pleased to report that the amendments to this Act which have lately come into force, the provisions of which apply to hotels, restaurants, &c., are now being satisfactorily observed throughout the district.

SERVANTS' REGISTRY OFFICES ACT.

There are 5 registered offices in the district. They are all well conducted, and satisfactorily carry out the requirements of the Act.

CONCLUSION.

In conclusion, I wish to express my thanks to both employers and employees for assistance willingly given to me when carrying out my duties.

I have, &c.,
J. C. YORKE,
Inspector of Factories.

The Chief Inspector of Factories, Wellington.

INVERCARGILL.

SIR,— Department of Labour, Invercargill, 26th April, 1911.

I have the honour to submit for your consideration my annual report for the year ending 31st March, 1911.

GENERAL.

The various industries in Southland have had a fairly prosperous year. The turn of the tide set in early in the autumn of 1910, and from then onwards there has been very little time lost in any of the trades. Of course, it must not be assumed that everybody has had as much work as he could do, but compared with past years 1910 was by no means a slack one. Business all round was on a sounder footing than hitherto, while extreme caution was apparent everywhere. It is hardly possible to say which of our industries should be placed in the leading position. Southland is undoubtedly destined to be a great agricultural centre, and as time goes on, and bush and swamp lands are brought into cultivation, the products of the soil will many times outweigh all others in point of value, and there should be profitable employment for all willing to go into the country.

Dairying: This industry still forges ahead. The number of factories now in operation has reached 50, and sites are being selected in a number of districts for new ones to start with the next spring season. The dairy factory has been the saviour of many struggling bush settlers. Wherever a factory is planted a general improvement becomes apparent. The farmsteads are put in good order, paddocks are cleared of weeds, and new pastures laid down to provide sustenance for the dairy herds. There may be a certain amount of drudgery pertaining to the work, but it is drudgery that is paid at a higher price than many others of perhaps more genteel order associated with town life. In spite of the long drought, milk-supplies were well maintained, and the milk was generally of a superior quality to that obtained during the moist seasons. In connection with the dairying business, it is said that Invercargill now possesses one of the largest and best-equipped places in the Dominion for manufacturing factory plants. This is a business which has grown from a small shed of the pioneer type to a modern and up-to-date workshop employing a considerable staff of tradesmen.

Sawmilling: In the Invercargill district proper, sawmilling will soon be a thing of the past. Each year sees a few mills cut out and removed to new areas further afield. At the present time, however, this industry employs the largest number of hands, and the demand for first-class sawmill workers is ever on the increase. At the end of the year there were between fifty and sixty mills at work in the Southland forests, turning out timber of the finest quality. More attention is now being given to the beech forests, which were in years gone by passed over in favour of the more suitable pines, but now manufacturers see in the native beech a substitute for many of the imported furniture timbers, hence it is being more sought after, and on this account some mills are working back on the beech lands instead of moving on.

Flax-milling: This has been one of the "up-and-down" industries. In the early spring and summer months a number of mills which had been closed down for a time were put in working-order, and stripping commenced, but later on a fall in prices of fibre caused owners to close down. A number of men and youths were thrown out of employment for a time, but as they are generally of the handy sort, the majority of them had little difficulty in finding other employment. This closing-down will give the flax time to grow, and by next spring the crop should be good.

Building trades: At this time last year carpenters, painters, and others engaged in the building trade were competing with unskilled workers for any suitable employment that came along, and now the same tradesmen are difficult to secure. Every town in the Southland district has had many new and valuable buildings added to its numbers. Many handsome structures have already been completed in Invercargill itself, and others are on the way or in contemplation, and unless something unforeseen takes place there should be no lack of employment for those in the building trade for the next twelve months.

Iron trades: At odd times during the year trade was only moderately busy, but the amount of time lost by the workers was small. Agricultural-implement makers made a good clearance of finished lines in the spring and summer, and all hands had to put their energies into their work to keep up with orders. The class of implement manufactured locally is of a very high standard, and much valued by southern farmers. In general engineering work was more plentiful than during the previous year, and at times the demand for first-class mechanics was in excess of the supply, and on this account a fair amount of overtime was put in in those foundries doing general

work. Iron-moulders have had a very good year, on account of the demand for verandah material and fancy railings. Generally, those in the trade express satisfaction with the year's operations.

Plumbing, gasfitting, &c.: The amalgamation of the boroughs did a little to help these allied trades, on account of the extension of gas-mains to the outer areas, thus increasing the number of consumers and the demand for fittings. As new buildings were pushed on the plumber was in demand, and towards the end of the year qualified plumbers were much in request, and none were available. With the still further extension of the gas service, and the possible extension of the water-supply to the outer areas, these trades should have little slack time for the next few years.

Furniture trades: As was to be expected, with the resumption of cottage building, the furniture trade began to improve, and the various factories have had a rather busy year. Every class of household furnishing has been much in demand, and good clearances of stocks, held over from the last year, have been made. The number of workers in the different branches has been increased, with every prospect of steady employment. Retailers express themselves as well satisfied with the year's turnover.

Coachbuilding: There has not been the slightest dullness in this trade throughout the whole year. From beginning to end there has been the same steady stream of orders for conveyances of all descriptions. The quality of the work turned out by the local manufacturers has been favourably commented on by visitors from all parts, and both employers and employees deserve every credit for the splendid workmanship displayed in the locally built vehicle.

Boot and shoe trade: The boot trade has had its ups and downs during the year, and at one time manufacturers had considerable difficulty in keeping their hands on anything like full time. Towards the end of the year, however, there was a decided improvement, and the year closed with all hands busy.

Tailoring: Trade has been extremely good throughout the year. Never at any time was there any sign of slackness, and the number of hours of overtime worked by male and female operatives is a long way ahead of any other trade on the list. There was a shortage of operatives at the busiest time of the year, and much of the work had to be put through at overtime rates. The amendment of the Factories Act making the overtime provision more elastic will considerably benefit this trade by enabling employers to obtain the extension of hours under favourable circumstances.

Dressmaking and Millinery: Business in these trades has been very satisfactory. There was the usual rush just prior to Christmas and New Year holidays, and a considerable number of hours of overtime had to be worked in all the rooms. With the exception of time lost through holidays there has not been any slackness, and all the rooms are still busy.

Hosiery and shirtmaking: These trades have not yet obtained prominence in this district. There are two or three small factories working and all operatives engaged have been kept going steadily.

Agricultural and Pastoral: Following a good season in 1909, farmers were enabled to add considerably to the area under cultivation in 1910. Much land that had lain in the virgin state since the settlement of the province was brought under cultivation, with splendid results, returning heavy crops of grain and roots. Although the summer was the driest on record, and the root crops suffered from want of water, the general results will be well up to the average, while the grain has been secured in remarkably fine condition, and the yields are reported to be above the average in many of the more favoured districts. Draining and liming are being carried out very extensively, and the benefits to be derived from this treatment of the soil are everywhere apparent. Places where at one time veritable quagmires existed are now yielding results beyond the expectations of the owners, and are looked upon as the choicest spots in the district. The large holdings are gradually diminishing in numbers, the cutting-up process having been vigorously carried out for some years past, thus offering facilities to possessors of small capital to acquire holdings suitable to their requirements. The dearth of farm labourers was keenly felt during the year, and the demand was always in excess of the supply. Young men seem to prefer town life to the country, looking upon farming as slavery. This is rather a pity, especially where there are so many openings for first-class men. There is no doubt that in many cases the farmers are themselves to blame for this state of affairs, as the accommodation provided on some of the farms is not what it should be. Complaints were made to this office regarding the accommodation of some places, and inspection bore out the contention of the complaints in most cases. To the credit of the farmer be it said, where improvement was suggested, it was readily carried out, and on those places the comfort of the men will probably receive more consideration in future.

Men's Employment Branch.

There was not, at any time during the year, the least cause for anxiety on the score of employment for unskilled workers. Although there was not any Government work in the district open to the "unemployed," local bodies and private employers seemed to find enough work to keep all local workers well employed. The number of men registering their names was very small compared with the previous year, while upwards of seventy men were assisted in various ways by the Department. Farm hands were, as usual, in most demand, and competition was keen for anything superior in the way of a ploughman or teamster. For general hands for draining, scrub or weed cutting, there was always a fair demand, but the rates offered for ditching, especially in the winter, were not sufficiently enticing, and, in consequence, much of the work had to be left undone. A number of youths brought from England under engagement to farmers are located in this district, and are reported to be doing well. This is an experiment that is being watched with much interest by the farming community and town workers alike. The lads are generally of a good stamp, and should, with care and judicious training, turn out first-class farm hands by the time their term of apprenticeship is completed.

Factories Act.

The number of factories registered during the year was 338, a slight falling-off as compared with the previous year's figures. This is accounted for largely by the fact that a number of sawmills have cut out their areas in the Invercargill registration district and moved into adjoining districts.

Certificates of fitness were issued to 49 young persons to work in factories—28 boys and 21 girls.

Overtime.—Two hundred and forty-three boys under sixteen and females worked 11,359 hours, the bulk in the clothing trades.

Accidents.—Thirty-one accidents were reported and inquired into during the year, one of which was fatal; the remainder consisted of cuts, bruises, and broken limbs.

Half-holiday.—There have not been any complaints laid against employers for failure to give the weekly half-holiday. This is looked forward to as an event of the week, enjoyed almost as much by the employer as by the worker.

Shops and Offices Act.

It has not been necessary to take action against any shopkeeper for breach of the Act. Complaints have been made, but in all cases they were of so trivial a nature that a word of warning in season had a much better effect than a prosecution. Shopkeepers have on occasions committed slight errors of judgment, but in the majority of cases the slips have been unintentional, and any wrong done has been put right without delay. All the shops in the combined boroughs which were effected by the requisitions in force in the main borough at the time amalgamation was carried out have now come into line with regard to closing-hours, and the requirements of the Act have been well observed.

During the year returns were collected from 338 shops, an increase of 33 over the previous year.

Industrial Conciliation and Arbitration Act.

Work under this Act has largely increased during the year. New awards were made affecting a number of industries, and a great deal of time was taken up visiting the different persons bound, for the purpose of talking over and explaining the provisions of same. By this means a vast amount of misunderstanding was cleared up and the way paved for the better carrying-out of the new conditions entailed by the award.

There were ten prosecutions for breaches. In nine cases penalties were inflicted, and in one a breach was recorded. Penalties amounted to £10 10s. and £1 11s. 10d. costs were allowed.

During the year a number of cases were settled out of Court; the amount collected by this office on account of back wages was £22 15s., and covered breaches of the Carpenters', Sawmillers', and Typographers' awards.

Servants' Registry Offices Act.

Six persons are registered under this Act in Invercargill, and the requirements of the Act have been strictly adhered to.

Conclusion.

I wish to thank the police acting as Inspectors of Factories in adjoining districts for able assistance at all times cheerfully given. When one considers the amount of police work these officers have to perform, they deserve all credit for the very efficient manner in which they carry out their duties to the Labour Department. The work of carrying out the inspection of awards in the outlying districts has been considerably lightened by the amount of assistance rendered by the police.

I have, &c.

H. B. Bower,
Inspector of Factories.

The Chief Inspector of Factories, Wellington.

OTHER TOWNS.

Officers in the following towns have also forwarded reports stating that the various labour laws are working satisfactorily:—

Northern Industrial District.

Aratapu.	Kihikihi.	Pukekohe.	Thames.
Cambridge.	Mangawai.	Raglan.	Tolaga Bay.
Coromandel.	Mangonui.	Rotorua.	Waihi.
Dargaville.	Maungaturoto.	Russell.	Waikino.
Hamilton.	Mercer.	Taumarunui.	Waipiro Bay.
Helensville.	Morrinsville.	Taupo.	Waipu.
Hikurangi.	Ngaruawahia.	Tauranga.	Waiuku.
Hokianga.	Ongarue.	Te Aroha.	Warkworth.
Huntly.	Opotiki.	Te Awamutu.	Whakatane.
Kaitaia.	Otorohanga.	Te Karaka.	Whangarei.
Karangahake.	Paeroa.	Te Kuiti.	Whangaroa.
Kawakawa.	Papakura.	Te Puke.	Whitianga.
Kawhia.	Port Awanui.		

Taranaki Industrial District.

Eltham.	Inglewood.	Mokau.	Patea.
Hawera.	Manaia.	Opunake.	Stratford.

Wellington Industrial District.

Ashhurst.	Hunterville.	Ongaonga.	Te Nui.
Bull's.	Hastings.	Ormondville.	Upper Hutt.
Carterton.	Kimbolton.	Otaki.	Waipawa.
Dannevirke.	Levin.	Pahiatua.	Waipukurau.
Eketahuna.	Mangaweka.	Porangahau.	Wairoa.
Featherston.	Martinborough.	Raetihi.	Waitotara.
Feilding.	Marton.	Rongotea.	Waverley.
Foxton.	Moawhango.	Shannon.	Woodville.
Greytown.	Ohakune.	Taihape.	

Marlborough Industrial District.

Blenheim.	Havelock.	Picton.	Seddon.

Nelson Industrial District.

Collingwood.	Murchison.	Takaka.

Westland Industrial District.

Brunnerton.	Hokitika.	Lyell.	Ross.
Denniston.	Karamea.	Okarito.	Seddonville.
Granity.	Kumara.	Reefton.	Westport.

Canterbury Industrial District.

Akaroa.	Culverden.	Lincoln.	Rakaia.
Amberley.	Fairlie.	Little River.	Rangiora.
Annat.	Geraldine.	Methven.	Southbridge.
Ashburton.	Kaikoura.	Oxford.	Temuka.
Cheviot.	Leeston.	Pleasant Point.	Waimate.
Coalgate.			

Otago and Southland Industrial District.

Alexandra South.	Kaitangata.	Orepuki.	Roxburgh.
Arrowtown.	Kurow.	Otautau.	St. Bathan's.
Balclutha.	Lawrence.	Outram.	Tapanui.
Clinton.	Lumsden.	Owaka.	Waikaia.
Clyde.	Mataura.	Palmerston South.	Waikouaiti.
Cromwell.	Middlemarch.	Pembroke.	Waitahuna.
Duntroon.	Milton.	Queenstown.	Winton.
Gore.	Naseby.	Riverton.	Wyndham.
Hampden.	Ophir.		

REPORTS FROM INSPECTORS OF SCAFFOLDING.

AUCKLAND.

SIR,— Department of Labour, Auckland, 20th April, 1911.

I have the honour to submit my report for the year ending 31st March, 1911.

It is pleasing to state that the Scaffolding Inspection Act is working very smoothly in this district, and the scaffoldings now erected are of substantial structure.

The past year has been an exceedingly busy one in the trade, and several of the large buildings commenced last year are nearing completion. During the period 159 buildings have been commenced, and 101 additions and alterations effected within the city boundary, costing £248,623. The Auckland suburbs on the city side of the harbour have erected 809 buildings, costing approximately £690,573.

Visits of inspection were paid to Hamilton, Pukekohe, Te Awamutu, Te Kuiti, Frankton, Ngaruawahia, Helensville, Whangarei, and Limestone Island. In some of these places the builders did not seem to know much about the provisions of the Scaffolding Inspection Act, and required a good deal of "coaching." The principal fault was having gear below regulation sizes.

Since the beginning of the year 405 notices of intention to erect scaffolding have been received, which is a big increase on last year's number; 1,020 visits were made to scaffoldings in the districts, some of the buildings requiring scaffoldings all through the twelve months.

Prosecutions.

It was necessary to take proceedings against 9 contractors, 4 for failing to notify their intention to erect scaffolding exceeding 16 ft. in height, 4 for failing to report accidents on buildings in course of erection, and 1 for failing to comply with written instructions from the Inspector. In all cases convictions were entered and fines imposed. In addition, 14 letters of warning were given to builders for failing to send the required notice of intention to erect. In almost every case they were men who had just commenced contracting, and were not acquainted with the regulations.

Accidents.

Sixty-four accidents were reported as having occurred on buildings in course of erection or repair, 3 of which proved fatal—one was from blood-poisoning, one through a bridge collapsing at Whakatane, and the third by the man falling through a ventilator-hole over which he was sawing timber. In the remaining cases only minor injuries were sustained.

General.

I agree with the suggestion of the Wellington Inspector (Mr. Bolland) in his last annual report, that a penalty clause should be added to the Act in connection with clause 5, to provide in extreme cases for the prosecution of persons erecting scaffolding which is manifestly unsafe. It frequently happens that scaffolding will be erected before I have an opportunity to inspect. An instance was given here a few weeks ago where a scaffolding had been erected, inside a building, over 50 ft. high with no guard-rails attached, and a man tripped on the platform and fell to the ground floor. Had the scaffolding been in accordance with the regulations this accident could not have occurred. The scaffolding had not been seen by me, as I was in the country when it was erected.

During the year 12 scaffoldings were condemned as unsafe or not in accordance with the regulations, and these were reconstructed or altered as requested. Several ladders and trestles were also condemned as not safe for workmen.

Conclusion.

In conclusion, I may state that there is every indication of another very busy year in the building trade, the foundations of several large premises having just lately been laid.

I desire to express my thanks to employers and the local Inspectors of Factories in the outlying districts for the assistance they have given me in carrying out my duties.

I have, &c.,

Hugh Gresham,

The Secretary for Labour, Wellington. Inspector of Scaffolding.

WELLINGTON.

Sir,— Department of Labour, Wellington, 5th May, 1911.

I have the honour to submit my report for the year ending 31st March, 1911.

The Scaffolding Inspection Act has worked very satisfactorily, and there are only one or two of its provisions at all difficult to enforce, although continual vigilance is required to see that the requirements of the regulations are properly carried out.

I am still of the opinion that it would greatly add to the efficiency of the Act if provision was made that a prosecution could immediately follow a deliberate breach of the regulations. At the present time a prosecution can ensue only after the Inspector has given instructions in writing to the person or persons concerned to make the required alterations or additions to the scaffolding or gear. It is not until such written direction has been ignored that we are authorized to prosecute. It often happens that temporary scaffolding of an unsafe description is hastily erected for the purpose of doing some small job, on the chance of the Inspector not discovering it or not visiting the place until the job is finished and the structure pulled down again; and as most of the Inspectors have very large districts to look after it is impossible to visit some places very often.

During the year 407 notices of intention to erect scaffolding were received. This is about half the number of scaffoldings visited, structures under the height of 16 ft. not requiring notices to be sent.

There were 14 prosecutions for failing to send the necessary notices, convictions being obtained in 13 cases, and one being dismissed, the defendant pleading that when the scaffolding was erected it was not 16 ft. in height, but the ground beneath was afterwards excavated.

Sixteen accidents were reported under the Act as occurring in or about buildings in course of erection, &c. One of these proved fatal, a painter falling from a ladder while assisting to paint an hotel in Wellington. An engineer was seriously injured by the falling of a derrick-pole which he had climbed to alter some ropes. A labourer was injured through the collapsing of a brick wall at the foot of which he was excavating. A carpenter fell a distance of 23 ft. while engaged in the erection of a roof at Masterton, but beyond bruises escaped without injury. The rest of the accidents, generally speaking, were slight, the injuries consisting of scalp-wounds, bruises, and strains. A few builders were warned for failing to send notices of accidents occurring on buildings.

My thanks are due to those Inspectors of Factories stationed in the different towns in my district, and also to the police officers with whom my duties have brought me into contact, for their valuable assistance, courtesy, and attention.

I have, &c.,

R. A. Bolland.

The Secretary for Labour, Wellington. Inspector of Scaffolding

NELSON.

SIR,— Department of Labour, Nelson, 26th April, 1911.

As Inspector of Scaffolding for the Nelson and Marlborough Districts (as well as Inspector of Factories, awards, &c.), I have the honour to submit my annual report for the year ending the 31st March, 1911.

The building trade has been fairly busy, and visits of inspection have been made to all the principal towns where scaffolding has been erected.

Thirty-five notices of intention to erect scaffolding have been received, and, as a rule, the regulations referring to scaffolding have been found to be complied with.

It may be said with confidence that a better class of material is now being used for scaffolding purposes, and more care is being taken in erection. I would again draw your attention to guard-rails on scaffolding, and would respectfully suggest that ropes for guard-rails be disallowed. It is very difficult to keep ropes tight and at required height; a 4 in. by 2 in. or 3 in. by 2 in. rail is much to be preferred, as these, being rigid, give men better protection and more confidence on high scaffolding.

I find that a considerable amount of carelessness is displayed by both employers and workmen in the erection of small buildings, and in 9 instances I have had to order scaffolding to be taken down and re-erected. Ladders are a continuous source of trouble, as men make a temporary ladder to suit some light job; it is then used for work for which it is not suitable, and is kept in commission until seen and condemned. During the year I have condemned 20 of these ladders as unfit for use. It is items such as these that require close supervision to prevent accidents.

Accidents.—It is very gratifying to note that only 2 accidents have occurred on buildings during the year, and neither of them was of a serious nature—one was a case in which a youth was knocked off a scaffolding 12 ft. high; the second was the result of a brick falling about 9 ft. and striking a labourer on the shoulder. In both cases the men were back at work within seven days.

There have been no prosecutions under the Act during the year.

I have, &c.,
S. TYSON,
Inspector of Scaffolding.

The Secretary for Labour, Wellington.

GREYMOUTH.

SIR,— Department of Labour, Greymouth, 10th April, 1911.

As Inspector of Scaffolding for Westland (as well as Inspector of Factories, &c.) I have the honour to submit my annual report on the working of the Scaffolding Inspection Act, 1908, for the year ending 31st March, 1911.

Less difficulty has been experienced this year than in the previous one in carrying out the duties assigned to me as Inspector of Scaffolding. Builders and others who have occasion to erect scaffoldings are becoming more conversant with the regulations, and it is pleasing to note that they endeavour to carry out the same. Only in two instances have I found it necessary to order the reconstruction of scaffolding. Many cases occur, however, in which the platform is too narrow or the ties are insufficient; these defects are more common on carpenters' and painters' scaffoldings. On some of the smaller jobs queer devices are sometimes brought into requisition as ladders, and it has been my duty to condemn many of these as unsafe.

During the year 56 notices of intention to erect scaffoldings over 16 ft. high have been received. Visits of inspection have been made in all cases.

Some of the builders have during the year been engaged on buildings which have necessitated their providing a large amount of new scaffolding gear, and this has been selected in strict accordance with the regulations of the Act.

Four accidents occurred during the period, one of which proved fatal, a bricklayer's labourer having fallen from a ladder and sustained injuries to the skull which caused his death.

The number of buildings erected during the period in the Greymouth district was 231.

I have, &c.,
HENRY E. MOSTON,
Inspector of Scaffolding.

The Secretary for Labour, Wellington.

CHRISTCHURCH.

SIR,— Department of Labour, Christchurch, 24th May, 1911.

I beg to submit my report on the work done under the Scaffolding Inspection Act for the year ending the 31st day of March, 1911.

During the year there has been a falling-off in the number of large business buildings erected, but there has been a large number of residences of all sizes erected in the city and outlying suburbs, which has necessitated frequent visits of inspection, as in many instances it is the smaller contractor who is apt to take risks in the erection of scaffolding, and whose gear is of doubtful quality. Each year, however, shows an improvement in this respect, as employers realize their responsibilities in the matter of taking precautions to guard against accidents, and subsequent claims for compensation.

I have made careful inspection of all the ropes, guys, gear, ladders, &c., in use on the various buildings, and I have been compelled to direct the disuse of many of them. Due care has also been taken to see that ropes are properly fastened and wedged, and that the boards of the staging properly overlapped, so that workmen employed thereon could be free from anxiety in that respect.

There have been 10 accidents during the year, but only 2 serious accidents have occurred on buildings in course of erection—viz., one during the dismantling of a scaffolding, a corner pole having been left standing over-night, which suddenly fell, striking a workman across the back of the neck. A claim for compensation was heard at the Supreme Court, when judgment was given in favour of the applicant for £750 and costs. During the hearing it was shown that the pole was embedded only 12 in. in the ground, which apparently was insufficient, without the top being lashed or braced. I would therefore recommend that the Act make provision for increasing the depth from 12 in. to 24 in. in which poles are to be embedded in the ground. The second serious accident was caused through a rope lift breaking whilst lifting a stone weighing 10 cwt. The same rope had been previously used for lifting much greater weights, and had apparently been overstrained. The injured person was directing the operations of the lift, and when the rope broke he overbalanced himself and fell 8 ft., landing on his head.

During the year I have made 975 visits of inspection to various buildings. I also made hundreds of visits to smaller contracts where the scaffolding did not reach the height of 16 ft. I found it necessary to condemn the whole of the scaffolding on 23 buildings, and the following parts of scaffolding were also condemned in 68 cases—viz., the ropes, uprights, ladders, trestles, guys, derricks, ledgers, planks, and pulleys. In some cases this action necessitated the builders getting a considerable amount of new scaffolding, &c.

It has been found necessary to take proceedings in 10 cases against employers for their failure to send in the requisite notice of their intention to erect scaffolding above the height of 16 ft.; 9 cases were decided in favour of the Department, and 1 was dismissed. The penalties amounted to £10 and costs.

In addition to the inspection of scaffolding in Christchurch and the surrounding districts, visits have also been paid at Ashburton, Geraldine, Rangiora, Oxford, Amberley, &c.

I would respectfully suggest that in any future amendments of the Act provision be made for carpenters' scaffolding to be embedded in the ground to the satisfaction of the Inspector, as at the present time no such provision is made, and there is always a danger of the foot of the scaffolding being knocked away by carts or passers-by, thereby endangering the lives of those engaged at work thereon.

A number of building contractors here are in the habit of using ladders for hod-carriers. In my opinion, these ladders are very unsafe for this class of work, and should not be used, as each man has to carry about 1 cwt. up these ladders, and there is a probability of the strain being too great. I have repeatedly insisted on battens being renailed, as owing to the wet getting down between the battens the nails are liable to rust, and thus be the means of very serious accident. I would suggest that a clause be inserted in the Act providing for rung ladders only to be used for hod-carriers.

I have, &c.,

E. J. G. Stringer,

The Secretary for Labour, Wellington. Inspector of Scaffolding.

TIMARU.

Sir,— Department of Labour, Timaru, 17th May, 1911.

As Inspector of Scaffolding for South Canterbury (as well as Inspector of Factories, &c.), I have the honour to submit my report on the operation of the Scaffolding Inspection Act, 1908, during the year ending 31st March, 1911.

The building trade has been fairly brisk during the year, but there have been only a few large buildings erected, the bulk of the work being private dwellings of one or two stories.

During the period above named I have paid 137 visits to 62 buildings and 5 shops, and, on the whole, the scaffolding has been well constructed according to the regulations under the Act. Only one scaffold was condemned as unfit for use, and this was reconstructed; one swinging stage used for painting a ship in port was also condemned until altered. 13 ladders were condemned as unfit for use, and 7 were ordered to be repaired. Several slight alterations and additions to scaffolds were also ordered, and these requirements were immediately carried out.

Nine accidents have been reported during the year; none was fatal, the worst being a fractured thigh. There have been no prosecutions under the Act during the year, although several cautions have been given for failing to give notice of accidents and notice of intention to erect scaffolding.

I have made periodical visits to Geraldine, Temuka, Orari, Waimate, St. Andrew's, and other parts of the district, and I find that, on the whole, the Act and regulations are well observed, and that both employers and workmen are particular that their scaffolding will bear inspection.

In conclusion, I wish to express my thanks to the police officers acting for the Department in the country districts for their courtesy and assistance.

I have, &c.,

Geo. H. Lightfoot,

The Secretary for Labour, Wellington. Inspector of Scaffolding.

DUNEDIN.

SIR,— Department of Labour, Dunedin, 2nd May, 1911.

I have the honour to submit my report on the working of the Scaffolding Inspection Act for the year ending 31st March, 1911.

Although there have not been so many large buildings erected as was the case during the last period, still the amount of scaffolding in use has been fairly large.

During the year I have made 797 visits of inspection to 184 buildings, and in the majority of cases the scaffolding was of a satisfactory nature.

One hundred and forty-three notices have been received from builders of their intention to erect scaffolding exceeding 16 ft. in height, which is an increase of 18 over last year's number. In 124 cases I have had occasion to direct that alterations be made, such as the providing of guard-rails, braces, &c., and also the removal of unsuitable timbers and perished ladders. I have always endeavoured to point out the means by which the alterations could be made so as to entail as little inconvenience as possible to the builders.

The number of accidents on buildings in course of erection has been remarkably small, only 6 having been recorded during the period. Only 2 were of a serious nature, one having resulted in the death of the victim, and was caused through bridge trestles blowing over whilst being secured. The other was the result of a fall from a roof, and the injuries to the victim may be of a permanent character. The other accidents were slight, and in no case entailed the loss of more than a few days' work to those injured.

Builders have been prosecuted on 2 occasions for failure to send the required notices *re* intention to erect scaffolds, and in both cases penalties were inflicted.

I have, &c.,
F. BARTON,
Inspector of Scaffolding.

The Secretary for Labour, Wellington.

REPORTS FROM WOMEN'S EMPLOYMENT BRANCHES OF THE DEPARTMENT.

AUCKLAND.

SIR,— Auckland (Women's Branch), 18th April, 1911.

I have the honour to submit my report for the year ending 31st March, 1911.

During the period just closed 3,236 applications have been received and dealt with. Of these, 2,343 were from employers, and 893 from women desiring employment. Out of this number, 694 engagements have been made—*i.e.*, 108 married and 586 single women being sent to employment.

These totals represent the actual number of persons. A large number of these women are continually helped to employment throughout the year, also quite a number who, from old age or physical weakness, are unfit for an active life, are assisted in various ways to the means whereby they can earn a livelihood.

General satisfaction and appreciation are frequently expressed verbally, and by letter, by mistress and maid, for the interest taken and care exercised in suiting both parties, and it is pleasing to know that engagements made generally prove mutually advantageous.

It will be noted that 777 generals have been applied for, and only 141 women offered themselves for this particular work. There is a strong dislike on the part of women to take to this branch of employment, owing to the fact that they are generally expected to be on duty for very long hours, which are longer than in other occupations. Also, it is understood that the position of a "general" ranks on the lower rungs of the ladder in domestic work.

The cure for this no doubt lies to some extent with the mistress herself by raising the position of the domestic worker in her house, and by inculcating an idea of the dignity of domestic work.

As each year passes, the supply of "domestics" becomes more and more acute. Shorter hours and better conditions have been adopted in other branches of women's work within recent years, and women cannot be expected to take to domestic work as a livelihood until better conditions prevail. It ought to be borne in mind too that the girl of twenty years ago was of a different type from the girl of to-day, who is better educated. Domestic service, to become acceptable to our young women, must be raised to a higher level. The teaching of domestic economy in our present educational system is, no doubht, helping greatly in this direction, and must tend to raise the status of domestic work to the dignity of skilled labour. But why should not the same courtesy which is without any hesitation given to the young woman book-keeper and typiste by designating her as "Miss Smith" or "Miss Jones" be extended to the domestic, whose services are at least as important as that of a clerk. Again, children are apt to talk about "the servant" without really attaching any significance to the name; such a designation is distasteful to many young women, who can only be expected to engage in that kind of work which is made the most attractive to them.

IMMIGRATION.

Very few immigrants reach Auckland from overseas. All vessels bringing immigrants are met on arrival, and any information likely to be of use is given; the most unpleasant part of my work lies in removing false impressions regarding the Dominion which appear to have gained currency in the Home-land. Immigrants frequently state that the conditions prevailing here are quite contrary to what they have been lead to believe. This is to be regretted, as those arriving meet with severe disappointments.

The following is the classified analysis of applications received and dealt with and engagements made throughout the year:—

	Applications from Employers.	Applications from Workers.	Engagements made.
Assistants in housework	109	29	25
Charwomen	73	67	59
Clerks	2	2	1
Cooks	228	140	111
Companions	6	2	2
Dressmakers	5	5	4
Generals	777	141	131
Governesses	12	5	3
Housekeepers	84	89	44
Housemaids and waitresses	459	283	227
Kitchenmaids	46	10	7
Laundresses	35	11	8
Lady-helps	131	34	24
Matrons	2	3	2
Married couples	30	17	..
Nurses	95	27	18
Pantrymaids	2	2	2
Seamstresses	232	11	11
Usefuls	15	15	15
Totals	2,343	893	694

I have, &c.,
H. R. MORRISON,
Officer in Charge.

The Secretary for Labour, Wellington.

MASTERTON.

SIR,— Department of Labour (Women's Branch), Masterton, 21st April, 1911.

I have the honour to submit a report on the work of this office as from the 22nd October, 1910, to the 31st March, 1911.

This branch of the Department was inaugurated in October, 1910, and in order to make it as widely known as possible to employers and workers alike, circulars were at once issued to some three or four hundred employers throughout this district, and workers were notified through the columns of the Press.

From the beginning numerous applications have been received for assistants, helps, and generals. Here, as in other places, there is a dearth of domestic helps. Few applications are received from girls for domestic work, as they prefer the shop or office, or wish to follow a trade.

Sixty-eight applications have been received from employers for domestic helps, with wages offered from 7s. 6d. to £1 5s. per week. Only 32 applications have been received from workers seeking employment.

The Department is becoming widely known, and the engagements made thus far have been satisfactory.

I have, &c.,
HARRIET R. HODGE,
Officer in Charge.

The Secretary for Labour, Wellington.

WELLINGTON.

Department of Labour (Women's Employment Branch),
SIR,— Wellington, 18th April, 1911.

I have the honour to report on the work done in this branch during the year ending 31st March last.

I regret that in point of numbers the office has not assisted as many workers as during the previous year. In 1909–10 employment was found for 748, whilst during the year under review only 595 were assisted, a decrease of 153. This decrease is accounted for by the fact that the number of applicants for work has fallen off considerably, and it has become increasingly difficult from month to month to effect engagements.

The class of girls and women assisted to work varied considerably during the year, and the ideal domestic—clean, active, obedient, and capable—was a very rare caller. The majority of those applying were not well trained, and did not possess the necessary qualifications required by the employers. Then, too, although the wages offered by private employers reached a fairly high standard, the girls preferred to take up work in hotels, shops, restaurants, &c., where the conditions of work and hours are more defined.

It is hardly necessary for me to stress the great hardship that this dearth of domestic help means. Not only has the wage of the domestic reached a standard that only the comparatively rich can afford to pay, but the discrimination shown by the girls against homes where there are children makes the position most acute for some hard-working mothers. To keep a home tidy, to do the necessary cooking and mending, and to look after the little children is, as thousands must know, hard, unremitting, and worrying work. I feel quite justified in saying that there is immediate room for hundreds of girls, in Wellington alone, in homes where conditions as to wages and treatment generally would be fair to both parties.

With the factories clamouring for more girls, and the increased number of openings there appears to be from month to month at good wages in hotels, shops, and restaurants, I fear the outlook for any immediate improvement for those requiring domestic workers is not reassuring. As I have said, the girls who do apply for domestic work are generally ill-fitted for it, as they have not had any previous training, while the girls possessing the qualifications frequently look for work in other avenues, as domestic work is undoubtedly looked down upon by women workers as a whole. It is pleasing to note that a chair has been established in the local University for the teaching of domestic economy; it is hoped that this will raise the status of the domestic worker to the position she should occupy in the world of work.

A considerable amount of employment has been found for a very deserving class of women at day-work—that is, assisting in ironing, washing, or cleaning work—at wages varying from 5s. to 6s. per day. The women assisted are generally those in necessitous circumstances, and this means of earning a livelihood is largely availed of, owing to the earnings being comparatively high compared with other occupations open to women who are unskilled in any particular branch of work.

Workers assisted by the Department cover a very wide range of callings, and besides domestic workers include the following: Nurses, housemaids, charwomen, parlourmaids, lady-helps, cooks, girls to assist, laundresses, waitresses, housekeepers, nurse-girls, shirt-machinists, and tailoresses.

As I have stated, the conditions under which domestic workers are now employed are vastly improved, and I feel safe in saying that there is now no necessity for any girl to work unduly long hours or for inadequate wages.

The overseas steamers have been met regularly upon arrival for the purpose of securing a number of the immigrants for domestic work, and, although the results have been very disappointing, still several of the girls noted the fact of the existence of the office, and, even if they did not apply immediately after arrival, they looked upon the office as one capable of assisting them in times of need. It frequently happened that if the place for which they were engaged did not turn out satisfactorily they were assisted later by the Department to more congenial positions. Whilst visiting the steamers I have noticed that some very competent girls have been brought to New Zealand under the care of a matron for associations of ladies in places other than Wellington formed for the purpose of securing domestics. It is surprising to me that some attempt is not made to organize such a scheme to bring out girls for employers in Wellington City itself.

I have, &c.,
E. B. Bremner,
Officer in Charge.

The Secretary for Labour, Wellington.

NELSON.

Sir,— Department of Labour (Women's Branch), Nelson, 26th April, 1911.

I beg to submit a report on the working of this branch of the Department for the year ending the 31st March, 1911.

The establishment of the office is gradually becoming better known, and a fair number of applications has been received from employers for all classes of domestic work, also from manufacturers requiring female workers. During the period under review the applications received were as follows: From employers, 423; from employees, 137. Of the latter, 127 were placed in suitable employment.

Nelson, like other parts of the Dominion, is suffering from the scarcity of female labour. The difficulty of obtaining girls for domestic work is felt very keenly by mistresses, and, although excellent wages are offered as an inducement, the girls are not available. The trouble is not, however confined to domestic workers, but is also noticeable in manufacturing industries, such as biscuit and confectionery and fruit-preserving factories, and in a smaller way in the dressmaking and millinery trades. In this district a number of women workers are employed in the fruit and hop industries, and this class of labour is preferred by them to domestic work. Even with this preference, only a limited number of them are obtainable, and employers in the fruit industry complain that they are hampered on account of the scarcity of women workers during the busy season.

I have, &c.,
M. Emerson,
Officer in Charge.

The Secretary for Labour, Wellington.

CHRISTCHURCH.

SIR,— Department of Labour (Women's Branch), Christchurch, 20th April, 1911.

I have the honour to report on the work done in this branch for the year ending 31st March, 1911.

The branch has been opened nearly three years, and is now firmly established, and recognized as a great assistance to both employers and workers. The only regret is that the Department cannot meet the requirements of employers for workers. There are several theories advanced as to why domestic workers are so hard to get: one is that girls prefer factory to private employment. That is evidently not the reason, as even the factories are greatly in need of women workers—in fact, several factories have been unable to go on with their winter orders for overcoats, uniforms, &c., owing to the scarcity of women workers, and notwithstanding the fact that employers were willing to take girls without previous experience and pay them good wages, provided they could use a sewing-machine. There are, I think, many girls who prefer domestic work, as it is quieter, and they have a home provided. The difficulty is that women workers are hard to get for all kinds of employment, and, although immigrants are arriving, very few are looking for employment. A great number of new arrivals come to friends, or get married, and consequently do not help us to lessen the difficulty. The girls who have arrived from England during the last twelve months have mostly been of a very good class indeed, and are giving every satisfaction in the positions found for them by the Department, while the girls themselves express gratitude for what has been done for them. A number have also sent the money to bring out sisters and other friends.

A little difficulty was experienced last year with hotel workers. At times girls for hotels could not be got, no matter what wages were offered; at other times they came from all parts of the Dominion, especially at holiday time, and employment could not be found for them, as they were mostly unsuited for any other kind of work. Now we have quite as much difficulty in procuring workers for hotels as we have for private houses.

There is also a great scarcity of girls and apprentices for dressmaking, also girls for laundries. A number of people are compelled to send their laundry-work out, owing to their being unable to obtain domestics; consequently the laundries could employ a great many more hands then they can possibly get.

During the preserving and pickling season we had many inquiries for girls for that industry, but were unable to supply them. The wages offered for domestics are still very good — cooks (private) are paid 17s. 6d. to £1 5s. per week, and in some cases £1 10s.; housemaids, 15s. to £1; generals, 12s. to 17s. 6d.; girls to assist, 6s. to 12s. Hotel workers are paid more.

The applications from employers have increased, while the number of workers applying has decreased. In 1910 the number of applications from employers was 2,567; in 1911 it was 2,970—an increase of 403. Applications from workers in 1910 were 961; in 1911 only 784—a decrease of 177. This, as I have pointed out, is mainly to be accounted for in the fact that many workers marry or go into some business, and there are not enough coming forward to take their places. The number of workers for whom engagements were made during the year was 591, of whom 55 were married women and 536 were single or widowed. I should explain, however, that up till this year we had counted every engagement made—that is, one girl might have more than one engagement in the year, but every time she took a fresh place we took credit for it. For the present year we take credit for only one engagement, although the same worker may have several engagements during the year. This will account for part of the decrease shown between 1910 and 1911. At the same time, there is a steady increase in the applications from employers, and the percentage of workers is gradually decreasing. If we could get more new arrivals of the right class it would be a great boon to mistresses, especially in the country, where mothers with families of little children and men coming in to meals, are feeling the burden very severely. Good homes and good wages are offered to domestics if we could only get them.

I have, &c.,

J. MITCHELL,

The Secretary for Labour, Wellington. Officer in Charge.

DUNEDIN.

SIR,— Department of Labour (Women's Branch), Dunedin, 22nd April, 1911.

I have the honour to submit my annual report on this branch of the Department for the year ending the 31st March, 1911.

For the period closed applications numbering 1,814 have been registered—viz., 1,364 from employers and 450 from workers—of whom 336 were placed in employment. Of these, 74 were married women and 262 single. In addition to the foregoing number, 85 persons who had been previously assisted applied and were placed.

Undoubtedly the success of the bureau has been greatly handicapped by the great dearth of domestic servants. Notwithstanding the high wages offered and the privileges granted, great difficulty is experienced in getting domestic workers, especially for private houses. A good deal may be said as to the reasons for this; suffice it to say, however, that with the colonial girl the very marked dislike to accepting work as general in a private house is evidently on the increase, and her objections are many and varied. On the other hand, complaints have been made that some of the girls are incompetent through not having been properly trained, and having arrived at an age when they resent being taught.

Numerous inquiries have been made by employers regarding the possibility of obtaining new arrivals from Great Britain. Owing, in the first place, to the immigrants seldom landing here direct, and, again, that they are nearly all engaged before leaving Home, and have places to go to on arrival in the Dominion, there has been no possibility of obtaining help from that source during the past year.

Apart from the workers already mentioned, it should be noted that the bureau is always available to women and girls following other occupations—viz., milliners, factory hands, typistes, &c., and all possible assistance and advice are given to workers.

Numerous expressions of appreciation and gratitude have been received both from mistresses and maids from time to time for assistance rendered.

The following is a classified summary of the applications received and the vacancies filled :—

Occupations.	Applications from Employers.	Applications from Workers.	Workers placed.
Generals	683	130	128
Housemaids	136	64	46
Girls to assist	107	32	25
Kitchenmaids	19	6	5
Married couple	1	1	..
Shop-assistants	1	10	2
Lady-helps	16	17	4
Pantrymaids	4	3	2
Housemaid-waitresses	13	6	6
Nursegirls	9	..	..
Parlour-housemaids	22	3	3
Governesses	1	3	..
Housekeepers	49	44	22
Waitresses	37	26	12
Charwomen	110	52	48
Cooks	86	22	15
Nurses	21	14	8
Laundresses	17	6	3
Canvassers	2	..	..
Nurse-housemaids	8	..	..
Biscuit-packer	1	1	1
Barmaids	1	4	..
Wardsmaids	10	3	3
Housemaid-laundresses	3	..	..
Weavers	1	1	1
Sewing maids	1	1	1
Cook-laundresses	2	1	1
Totals	1,364	450	336

I have, &c.,
M. S. Hale,
Officer in Charge.

The Secretary of Labour, Wellington.

REPORTS FROM CONCILIATION COMMISSIONERS.

AUCKLAND.

Report of Conciliation Commissioner for the Northern and Taranaki Industrial Districts for the Year ending 31st March, 1911

Commissioner's Office, Council of Conciliation,
Auckland, 26th April, 1911.

Sir,—

I have the honour to submit, for the Hon. the Minister's information, my report on 26 disputes dealt with in my district, which have been disposed of as follows: Fully settled, 17; partially settled, 7; wholly referred to Court of Arbitration, 2: total, 26.

Disputes fully settled.

Gisborne Drivers.
Auckland Engineers' Labourers.
Auckland Hotel Employees.
Auckland Engineers.
Gisborne Freezing Company.
Auckland Saddlers.
Auckland Hairdressers.
Auckland Lithographers.
Westfield Chemical-manure Workers.
Auckland Plumbers.
Auckland Dairymen.
Auckland Furniture Trades.
Auckland Timber Workers.
Auckland Beamsmen.
Auckland Country Plumbers.
Auckland Certificated Engine-drivers.
Auckland Electrical Workers.

Disputes partially settled.

Auckland Stonemasons.
Auckland Bricklayers.
Auckland Boilermarkers.
Gisborne Shearers.
Auckland Country Butchers.
Auckland Branch of the Amalgamated Society of Carpenters and Joiners.
Auckland Painters.

Disputes wholly referred to Court of Arbitration.

Auckland Slaughtermen.
Gisborne Shearing-shed Hands.

The work of the Conciliation Councils has presented no special difficulty during the year, and, although the parties to the disputes have strenuously advocated the merits of their respective sides, still I am pleased to report that both employers and workers have evinced a disposition to avail themselves of the opportunities afforded by the Act, and the best of good feeling has prevailed in the conduct of the disputes. In no case has any friction arisen to mar the successful issues which have invariably resulted.

I have, &c.,
T. Harle Giles,
Conciliation Commissioner.

The Secretary for Labour, Wellington.

WELLINGTON.

Report of Conciliation Commissioner for the Wellington, Marlborough, Nelson, and Westland Industrial Districts for the Year ending 31st March, 1911.

Office of the Commissioner of Conciliation,
Wellington, 25th April, 1911.

Sir,—

I have the honour to submit, for the Hon. Minister's information, the following report of disputes dealt with during the year ending 31st March, 1911:—

In the period mentioned 25 matters received consideration; of this number, 19 were dealt with to the satisfaction of all concerned, in 5 cases partial agreements were arrived at, and in one dispute the whole reference was submitted to the Court. The following is a list of the industrial unions affected:—

Masterton Slaughtermen.
Napier Storemen.
Wanganui Labourers.
Wanganui Slaughtermen.
Wellington Engineers.
Wellington Shearers.
Wellington Butter and Cheese Workers.
Wellington Tin-plate Workers.
Hawke's Bay Freezers.
Hawke's Bay Tailors and Tailoresses.
Patea Wharf Labourers.
Wellington Painters.
Wanganui Painters.
Whakatu Sausage-casing Makers.
Wellington Slaughtermen.
Wellington Wool and Grain Storemen.
Wellington Cooks and Waiters.
Wellington Carpenters and Joiners.
Wellington Saddlers.
Auckland Dairy Workers.
Auckland Engineers.
Auckland Hotel Workers.
Gisborne Freezers.
Nelson Tailors and Tailoresses.
Westland Tailors and Tailoresses.
Westland Typographical.

Seven of the cases were arranged satisfactorily between employers and employees without appointing assessors; the remaining 18 disputes were dealt with by Councils of Conciliation.

During the year there has been very little difficulty experienced in effecting satisfactory adjustments between parties. The only friction that has occurred has been brought about through the opportunity presented by the Act in allowing persons other than those directly interested in the dispute to take part in proceedings. This certainly does hinder the process of conciliation, which can be more effectively accomplished if the work is left entirely in the hands of those immediately concerned—viz., employers and employees.

I have to thank the officers of the Labour Department for the generous assistance given me during the past year.

I have, &c.,
P. Hally,
Conciliation Commissioner.

The Secretary for Labour, Wellington.

CHRISTCHURCH.

REPORT OF CONCILIATION COMMISSIONER FOR THE CANTERBURY AND OTAGO AND SOUTHLAND INDUSTRIAL DISTRICTS FOR YEAR ENDING 31ST MARCH, 1911.

Commissioner's Office, Council of Conciliation,
Christchurch, 27th April, 1911.

SIR,—

I have the honour to submit, for the information of the Hon. Minister, the following report on the conciliation provisions of the Industrial Conciliation and Arbitration Act in the above districts during the year :—

During the period mentioned, 36 industrial matters have been dealt with by Conciliation Councils, in which 29 full agreements were arrived at, 2 agreements partially made, and in 5 instances no settlements were made, in 4 instances industrial agreements were arrived at without the appointment of assessors: total, 40. The following industrial unions of workers were concerned :—

Dunedin Carpenters.
Dunedin Trawlers.
Southland Brick and Tile Makers.
Otago Slaughtermen.
Christchurch Butchers.
Canterbury Shearers.
Dunedin Stage Employees.
Dunedin Plumbers and Gasfitters.
Otago and Southland Chemical-manure Workers.
Christchurch Engineers.
Lyttelton Stevedores.
Canterbury Shearers (Shed Hands).
South Canterbury Plumbers.
Otago Saddlers, Harness-makers, and Collar-makers.
Invercargill Butchers.
Christchurch Aerated-water Workers.
Otago and Southland Shearers.
Otago and Southland Shearers (Shed Hands).
Dunedin Bricklayers.
Timaru Carpenters.
Canterbury Bricklayers.
North Canterbury Carpenters.
Dunedin Engineers.
Southland Painters.
Canterbury Metal-workers.
Otago Metal-workers.
Kaitangata Coal-miners.
Mataura Paper-mills.
Canterbury Lithographic Letterpress Printers.
Canterbury Freezing-workers.
Canterbury Saddlers, Harness-makers, and Collar-makers.
Dunedin Licensed Hotel Employees.
Dunedin Private Hotel Employees.
Dunedin Restaurant and Tea-rooms Employees.
Otago Traction-engine Drivers.
Otago Coal-miners, Cooper's Colliery.

It is satisfactory to be able to state that the conferences held between representatives of the employers and employees have been most conciliatory, and both sides appear to have appreciated the opportunity of being able to meet and discuss their differences.

I take this opportunity of thanking the officers of the Labour Department for the courteous and valuable assistance I have received from them.

I have, &c.,
J. R. TRIGGS,
Conciliation Commissioner.

The Secretary for Labour, Wellington.

IMPORTANT LEGAL DECISIONS GIVEN DURING THE YEAR 1910–11 UNDER THE FACTORIES ACT, THE SHOPS AND OFFICES ACT, THE SCAFFOLDING INSPECTION ACT, AND THE WAGES PROTECTION AND CONTRACTORS' LIENS ACT.

Alleged Breach of the Wages Protection and Contractors' Liens Act.

At the Magistrate's Court, Timaru, on the 11th August, Mr. V. G. Day, S.M., gave the following judgment in the case of the Inspector of Factories *v.* a local station-owner, for an alleged breach of the above Act. Mr. Rolleston appeared for the defendant.

The information was as follows: That, being an employer within the meaning of the Wages Protection and Contractors' Liens Act, 1908, he did fail to pay the entire amount of wages earned by the employee, a worker within the meaning of the Act aforesaid, but did deduct from such wages certain moneys for certain goods supplied.

The facts were admitted at the hearing. The defendant is a station-holder, and farmed a large area of land. For the purposes of his business, he kept a blacksmith's shop, and employed a blacksmith; that, occasionally, the blacksmith did odd work as a favour for neighbours, payment for which was made to the defendant. The defendant, also for the purposes of his station, kept a store, from which groceries, &c., were supplied to persons working on the station. Whilst the said employee was working for the defendant as a blacksmith, the defendant supplied him with groceries, and deducted their value from his wages. Prior to the present information being launched, the defendant, assuming that he had no right to deduct the value of the groceries from the employee's wages, paid him a sum of about £8, the amount so deducted. Counsel for the defendant had submitted that, as the blacksmith was employed for the purposes of the defendant's station and farm, he was a person employed in agricultural or pastoral pursuits, and therefore came within subsection (*h*) of section 47 of the Wages Protection and Contractors' Liens Act, 1908.

The question to be decided is, Is a blacksmith employed on a station or farm a person employed in agricultural or pastoral pursuits? In my opinion, if a blacksmith is engaged on a station or farm solely for the purposes of the station or farm, he is, during the time he is so employed, as much a person engaged in agricultural or pastoral pursuits as any other worker engaged on the station or farm. In this case, however, it was admitted by the defendant that the blacksmith occasionally did work for others, for which the defendant received payment. I do not think that in this case it deprives the defendant of the benefit of the exemption, as the nature of the business of the defendant must be taken into account. His business was that of a station-holder and farmer, and not that of blacksmith. The information is dismissed.

Alleged Breach of the Wages Protection and Contractors' Liens Act.

Decision by Mr. A. D. Thomson, S.M., Taihape, 16th November, 1910.

Inspector of Factories *v.* a Firm of Sawmillers.

Mr. Black for defendants.

The defendants are charged, under section 3 of the Wages Protection and Contractors' Liens Act, 1908, for that, in the absence of an agreement in writing to the contrary, they did fail to pay workers employed by them in full at intervals of not more than one week. The workers in question were employed directly by the defendants, there being no contractors or subcontractors.

The defence is "that the payment of wages to such workers is not governed by section 3, but by section 31 of the same Act." The Act is divided into three parts: Part I, "Protection of Wages"; Part II, "The Truck Act"; Part III, "Contractors' and Workers' Liens." Part I replaces the Workmen's Wages Act, 1893, and Amendment Act, 1895; Part II replaces the Truck Act, 1891; Part III replaces the Contractors' and Workmen's Lien Act, 1892, and Amendment Act, 1895.

By section 27 of the Workmen's Wages Act, 1893, it was provided that "that" Act should be read with and be subject to the Truck Act, 1891. Both Acts made provision as to when wages should be paid—the former (section 3) said "at intervals of not more than one week," the latter (section 5), at intervals of not more than "one month"; if, therefore, both Acts applied to the same workers there was a conflict between them, and in such a case the provision in the Truck Act would prevail by virtue of section 27 of the Workmen's Wages Act, 1893, already quoted. These Acts are now replaced by Part I and Part II respectively of the Wages Protection and Contractors' Liens Act, 1908, and the similar provision as to the time when wages should be paid is enacted by sections 3 and 31. The same conflict therefore arises if both Parts apply to the same workers; and if that is not so, then the provision in Part II (section 31)—viz., at intervals of not less than one month—must prevail, for section 2, subsection (2), which is in Part I, provides, "This Part of this Act shall be read with and shall be subject to the succeeding Parts of this Act."

Courts, however, will not readily assume that different sections in the same Act are in conflict, but will, if possible, so interpret them that both shall have effect. That was done with respect to this very question in Cash *v.* Chaffer (15 N.Z. L.R., 416). In that case Prendergast, C.J., held that "None of the provisions of the Workmen's Wages Act, 1893 (now Part I of the 1908 Act), applied, unless there were three parties interested—viz., "employers, contractors, and workers." The present defendants, therefore, are not under section 3, but under section 31; the case is therefore dismissed.

This decision, of course, does not affect an employer's civil liability. He may be liable by contract to pay wages weekly, as, for instance, if he engages a man by the week.

Theatres as Factories.

Inspector of Factories v. *Municipality of Palmerston North.—Decision of Mr. A. D. Thomson, S.M.*

It was contended that as the Municipal Opera House generated electricity, which was supplied to lessees as an illuminant for kinematograph pictures, &c., it should be registered as a factory. The Magistrate held that where in any building work is done by a private person of a nature that would bring such building within the definition—if, for example, electrical energy is there generated or transformed as an illuminant for trade or sale—such building is a factory, and the work such as is ordinarily performed in a factory.

It therefore followed that, if similar work is done for a local authority—though not for trade or sale, since that condition is expressly excluded—it is "work such as is ordinarily performed in a factory."

Defendants were convicted, and fined 1s. and costs.

Factories Act, 1908.—Decision by Stipendiary Magistrate, Dunedin, *re* Section 32, Factories Act.

Inspector of Factories v. *a Firm of Manufacturing Confectioners, Dunedin.*

Inspector Newton (in person). Mr. W. C. MacGregor for defendants. Judgment given, 8th March, 1911.

The information charged the defendants that, being the occupiers of a registered factory, and having from the 12th day of February, 1910, to the 19th day of February, 1910—a period of seven days—made default in the full and punctual payment to a factory worker of the wages due on the said 12th day of February, 1910, and to which she was entitled by section 32 (*a*) of the Factories Act, 1908, they did thereafter continue to make default from the said 19th day of February, 1910, until the 21st day of January, 1911—a further period of 335 days—contrary to the provisions of section 32 (*b*), (*c*), and (*d*) of the aforesaid Act.

The Stipendiary Magistrate, Mr. H. Y. Widdowson, gave judgment as follows:—

The first point to be considered is the meaning of section 32 (*a*), which provides for the payment of wages to a worker in a factory at the following rates—viz.: such sum as is agreed upon, being not less than 5s. per week for the first year, 8s. per week for the second year, 11s. per week for the third year, and so on by additions of 3s. a week for each subsequent year until 20s. a week is reached, and thereafter not less than that sum per week. In the case before the Court the worker was paid the agreed-upon sum of 8s. per week during the first year of her employment in the defendant's factory, but in the year 1910, as mentioned in the information, less than the minimum weekly wage prescribed by the section—that is to say, 17s. per week instead of 20s. per week. The evidence showed that the worker was not dissatisfied with the wages paid to her during the whole course of her employment by the defendants, and that these exceeded in the aggregate the total amount she would have received had she been paid at the minimum rate of wages under the Act. It was contended for the defence that under the circumstances no offence had been committed by the defendants. I am of opinion, however, that the words "as is agreed upon, being not less than" govern the rate of wages for each year of employment, and that, notwithstanding the fact that she received more in the aggregate for the whole term of employment than she would have received if paid according to the prescribed minimum wages, the worker was entitled to be paid at least the minimum rate of wages prescribed for each year. Subsection (*d*) of the same section provides that if the occupier makes default for seven days in the full and punctual payment of any money payable by him as aforesaid he is liable to a fine not exceeding 5s. for every day thereafter during which such default continues. In this case the seven days elapsed on the 19th February, 1910, and default continued up to the time the present proceedings were taken. I am therefore of opinion that the defendants have committed the continuing offence charged. The effect of section 61 has, however, to be also considered. Section 61 (*a*) provides that proceedings must be commenced within one month after the offence was committed if the maximum fine does not exceed £5, and within two months thereafter in any other case. If that were the only provision as to limitations of time, there might be some ground for the contention that the charge must be limited to the last two months, and in that case I should consider whether the information should be amended accordingly. Subsection (*c*), however, provides that for the purpose of the aforesaid limit of time a continuing offence shall be deemed to be committed on the latest day on which it is continued next preceding the commencement of the proceedings. Some effect must be given to this subsection, and at present I am of the opinion that the information as laid is correct—*i.e.*, that the defendants can be charged for the whole time during which the offence has been continued. As to the amount of penalty: the worker has been satisfied with and agreed to the wages paid her, and there has been no other case of trouble between defendants and any other of their employees, and the aggregate paid her exceeded what would have been the aggregate if the minimum wage prescribed by law had been paid all along—but I do not think I can take the last-mentioned matter into consideration. The Inspector of Factories admits that the offence has been committed inadvertently, and it appears to be more a case of neglect on defendant's part than anything else. Under these circumstances the case does not call for a heavy penalty. I think the case will be met by a fine of £2.

Defendants fined accordingly, with costs 9s.

Shops and Offices Act.

Inspector of Factories v. *a Butcher.—Judgment of Mr. W. G. Riddell, S.M.*

Mr. Herdman, for defendant. Judgment, 14th March, 1911.

Defendant is charged that during the week ending on Saturday, the 18th February, 1911, being the occupier of a shop within the meaning of the Shops and Offices Act, 1908, and its amendments, he did employ a certain shop-assistant for more than nine hours, excluding meal-time, on more than one working-day in such week.

The facts are admitted—viz., that the employee was employed by defendant on the 12th and 13th days of February for more than nine hours, excluding meal-times.

Defendant is a butcher carrying on business in Wellington under the Wellington Operative Butchers' Award, which came into operation on the 20th January, 1908, and expired on the 31st March, 1910. Under that award the hours of work in a butcher's business must not exceed fifty-six in any one week, and they are to be regulated in advance by each employer according to the requirements of his own business. The award makes no reference to the provisions of the Shops and Offices Act, 1904, but it is obvious that as butcher's assistants are shop-assistants as defined by that Act its provisions apply. Section 4 of the Act of 1904 was in force at the time the award was made, and it corresponds to section 6 of the Shops and Offices Act, 1908. Subsection (4) of section 4 of the Act of 1904 states that this section shall operate subject to the provisions of this Act and to any award of the Court of Arbitration. Subsection (1) (*b*) of section 4 also states that a shop-assistant shall not be employed in or about the shop or its business for more than nine hours, excluding meal-times, in any one day except on one day in each week, when the employment may be for eleven hours, excluding meal-times.

By subsection (1) of section 91 of the Industrial Conciliation and Arbitration Act, 1908 (Consolidated Statutes), any award in force on the coming into operation of that Act shall, notwithstanding the expiration of the currency of such award, continue in force until a new award has been made under the Act, except where, pursuant to sections 21 and 22, the registration of an industrial union of workers bound by such award has been cancelled. The provisions of the above Act were in force when the Butcher's Award came into existence on the 20th January, 1908. On the 10th October, 1908, an amendment to the Industrial Conciliation and Arbitration Act, 1908, was passed, and by section 74 it was enacted—(1) that the provisions of an award should continue in force until the expiration of the period for which it was made, notwithstanding that before such expiration any provision inconsistent with the award was made by any Act passed after the commencement of this Act, unless in that Act the contrary was expressly provided; (2) that on the expiration of the said period the award should during its further subsistence be deemed to be modified in accordance with the law then in force.

The position when the Butchers' award came into operation was that section 6 of the Shops and Offices Act applied to shop-assistants subject to the provisions of the award, and at its expiration on the 31st March, 1910, that position was unaltered. On the 3rd December, 1910, the Shops and Offices Amendment Act, 1910, repealed subsection (4) of section 6 of the Shops and Offices Act, 1908, and left the section free from the effect of any award. The result, in my opinion, was that immediately the statute was passed all expired awards which were subsisting and retaining their original force by virtue of section 74 of the Industrial Conciliation and Arbitration Amendment Act, 1908, were affected.

I am not prepared to accept Mr. Herdman's argument that the repeal of subsection (4) of section 6 of the Shops and Offices Act, 1908, had no effect upon the awards which had expired but had not been renewed before December, 1910. I think that immediately subsection (4) was repealed the provisions of section 6 must be regarded as unaffected by the terms of any award whether expired or not, unless expressly provided for in the statute.

Defendant will be convicted, fined 5s. and costs. Security for appeal was fixed at £7 7s.

Note.—The appeal was not proceeded with.

Scaffolding Inspection Act.

A case against a contractor at Napier was dismissed on the grounds that when the scaffolding was erected it did not exceed 16 ft. in height, but that since then the ground had been excavated. The Magistrate held that the offence, if any, would be committed at the time of erecting the scaffolding, and at that time it was not over 16 ft. high.

Factories Act.

Before Mr. A. Crooke, S.M., Reefton.

The following fines were imposed on a tailor, for (1) failing to pay wages at least fortnightly to two female employees, £1 10s., costs, 18s.; (2) deducting amounts from wages for clothes supplied (failing to pay wages in full)—convicted, with 7s. costs; (3) failing to keep a time and wages book—£1, with 7s. costs; (4) employing a girl under sixteen without having first obtained a certificate of fitness—1s., with 7s. costs: against another tailor, for (1) deducting amounts from wages for clothes supplied—10s., costs 9s.; (2) failing to pay wages fortnightly (two cases), 1s., costs 7s., in each case. Another tailor was fined 1s., with costs 7s., for failing to pay wages at not more than fortnightly intervals.

Failure to refund a Fare.

A civil action was taken by the Inspector of Factories, Nelson, in the Magistrate's Court, Motueka, against a worker, for the recovery of the amount of steamer fare from Wellington to Motueka—viz., 12s. 6d.—advanced to defendant by the Department of Labour, at Wellington. The amount 12s. 6d., Court fees 4s., and Inspector's expenses 6s.—total, £1 2s. 6d.—were paid into Court.

SHOPS AND OFFICES ACT.

Before Mr. W. G. Riddell, S.M., Wellington.

A grocer was convicted and ordered to pay costs 7s. in each of two cases—(1) for failing to close his shop at 1 p.m. on the statutory half-holiday; (2) for employing an assistant after 1 p.m. on the half-holiday. The carter employed had made a mistake in delivering goods during the morning, and went back in his own time—*i.e.*, the holiday afternoon—to rectify it.

Before Mr. W. Kerr, S.M., Wanganui.

A firm of Chinese grocers and fruiterers was fined 5s., with 7s. costs, for employing an assistant after 9 p.m. on more than one working-day of the week. For a similar offence, the assistant in this case being a partner, the firm was fined 1s., with 7s. costs. This was the first case of its kind under the amending Act, 1910, under which it is provided that only the registered occupier, together with the members of his family, may carry on the business of the shop after the hours fixed for assistants to leave.

REQUISITIONS from SHOPKEEPERS fixing their own CLOSING-HOURS under Section 25 of the Shops and Offices Act, 1908, in Force up to and including the 31st March, 1911.

Place.	Trades.
Amberley ..	All shops, except fishmongers.
Arch Hill Road District	Grocers.
Ashburton ..	Grocers and ironmongers.
,, ..	Cycle-dealers.
,, ..	Drapers, clothiers, and boot-merchants.
,, ..	Booksellers, stationers, fancy-goods and toy dealers.
Auckland ..	Bicycle dealers and repairers.
,, ..	Bootmakers (retail).
Auckland and Newmarket	Chemists.
Auckland ..	Hairdressers.
,, ..	Tailors.
,, ..	Tobacconists.
,, ..	Grocers.
Avondale ..	All shops.
Awarua Riding ..	All shops.
Balclutha ..	,,
,, ..	Hairdressers and tobacconists.
Blenheim ..	Tailors, clothiers, drapers, milliners, jewellers, fancy-goods dealers, stationers, grocers, bootmakers, ironmongers, furniture-dealers, butchers, bicycle-makers.
,, ..	Chemists.
,, ..	Tobacconists.
Bull's	All shops.
,, ...	Hairdressers and tobacconists.
Brunnerton ..	All shops.
Carterton ..	Clothiers, mercers, milliners, ironmongers, drapers, grocers, stationers, and bootmakers.
Christchurch ..	Boot and shoe shops.
,, ..	Butchers.
,, ..	Chemists and druggists.
,, ..	Grocers.
,, ..	Motor-car, motor-cycle, and cycle shops.
,, ..	Watchmakers, jewellers, &c. (articles over value of 3s.).
,, ..	Hairdressers and tobacconists.
Dannevirke ..	All shops.
,, ..	Hairdressers and tobacconists.
,, ..	Fishmongers.
Devonport ..	Grocers.
Dunedin ..	Chemists and druggists.
,, and Roslyn	Furniture-dealers.
Eden Terrace Road District	Grocers.
Ellerslie ..	Grocers.
Eltham	All shops, except refreshment-room keepers, fruiterers, and confectioners.
,, ...	Chemists and druggists.
,, ...	Hairdressers and tobacconists.
,, ...	Pork-butchers and small-goods men.
Epsom Road District	Grocers.
Featherston ..	Grocers, drapers, bootmakers, crockery-dealers, seed and produce dealers, clothiers, tailors, and mercers.
Feilding ..	All shops, except butchers, hairdressers and tobacconists, photographers, confectioners, oyster-saloon keepers, fruiterers, and jewellers.
,, ...	Chemists
,, ...	Saddlers and harness-makers.
Fitzroy	All shops.
Foxton	All shops, excepting bakers and confectioners.
,, ...	Tobacconists and hairdressers.
Gisborne ..	All shops, except butchers.
,, ..	Chemists.
Gore	All shops, except bakers, butchers, confectioners, dairy-produce sellers, fishmongers, florists, fruiterers, news agents, pork-butchers, and refreshment-room keepers.
,, ...	Chemists and druggists.
,, ...	Hairdressers and tobacconists.
Grey Lynn ..	Hatters, mercers, clothiers, and tailors.
Grey Lynn—*contd.*	Grocers.
Greymouth ..	Booksellers, stationers.
,, ..	Drapers and clothiers.
,, ..	Chemists and druggists.
Greytown ..	Drapers, grocers, stationers, bootmakers, and general storekeepers.
Halcombe ..	All shops.
Hamilton ..	Booksellers and stationers.
Hastings ..	All shops.
,, ..	Booksellers.
,, ..	Boot and shoe sellers.
,, ..	Chemists.
,, ..	Clothiers and mercers.
,, ..	Confectioners.
,, ..	Drapers.
,, ..	Furniture and house-furnishing dealers.
,, ..	Grocers.
,, ..	Pork-butchers.
,, ..	Secondhand dealers.
,, ..	Watchmakers and jewellers.
Hawera	All shops, except bakers, butchers, chemists, confectioners, dairy-produce sellers, fishmongers, florists, fruiterers, hairdressers, news agents, pork-butchers, refreshment-room keepers, and tobacconists.
,, ...	Grocery, drapery, ironmongery, and watchmaking and jewellery.
Hawksbury ..	All shops.
,, ..	Hairdressers.
Heathcote Road District	Grocers.
Howick	All shops.
Hunterville ..	,,
,, ..	Fruiterers.
,, ..	Hairdressers and tobacconists.
Inangahua County	All shops.
,,	Fruiterers, confectioners, and restaurant-keepers.
Inglewood ..	All shops, except fruiterers, confectioners, fishmongers, and cycle-repairers.
,, ..	Hairdressers and tobacconists.
,, ..	Butchers (varied).
Invercargill ..	Chemists and druggists.
,, ..	Drapers, clothiers, and mercers.
,, ..	Grocers.
,, ..	Hairdressers and tobacconists.
Kaiapoi	Tailors, clothiers, drapers, milliners, fancy-goods dealers, jewellery, stationers, grocers, ironmongers, butchers, bootmakers, saddlers, furniture-dealers, and bicycle-dealers.
Kaikoura County ..	Grocers, drapers, tobacconists, chemists, bootmakers, jewellers, saddlers, and tailors.
Kiwitea County ..	All shops.
Kumara	,,
,, ...	Butchers, hairdressers, and stationers.
,, ...	Fruiterers and confectioners.
Manaia	Drapers, clothiers, bootmakers, general storekeepers, chemists, plumbers, saddlers, butchers, tailors, watchmakers, bakers, stationers, and grocers.
Martinborough ..	Drapers, clothiers, mercers, milliners, grocers, ironmongers, and crockeryware-merchants.
Marton	Hairdressers and tobacconists.
,, ...	Drapers, mercers, and clothiers.
Masterton ..	Butchers.
,, ..	Drapers, clothiers, and grocers.
,, ..	Chemists.
,, ..	Tobacconists and hairdressers.
Mataura	All shops.
,, ...	Hairdressers and tobacconists.
Mosgiel	All shops, except tobacconists, hairdressers, chemists, fruiterers, confectioners, and refreshment-room keepers.
Motueka ..	All shops, except tobacconists, hairdressers, fruiterers, chemists, and sellers of photographic requisites.

REQUISITIONS from SHOPKEEPERS fixing their own CLOSING-HOURS under Section 25 of the Shops and Offices Act, 1908, in Force up to and including the 31st March, 1911—*continued.*

Place.	Trades.
Mount Albert Road District	Grocers.
Mount Eden ..	,,
Mount Hutt Road District	All shops.
Napier	Clothiers.
,, ...	Cycle-dealers.
,, ...	Drapers.
,, ...	Grocers.
,, ...	Hairdressers.
,, ...	Mercers.
,, ...	Tailors.
,, ...	Tobacconists.
,, ...	Jewellers.
Nelson	Booksellers and news agents.
,, ...	Bootmakers, boot-importers, and boot-salesmen.
,, ...	Chemists, druggists, and herbalists.
,, ...	Drapers, tailors, and mercers.
,, ...	Grocers.
,, ...	Hairdressers and tobacconists.
,, ...	Ironmongery and hardware.
,, ...	Motor and cycle builders, dealers, and repairers.
New Brighton ..	Grocers and storekeepers.
New Plymouth ..	Boot-shops.
,, ..	Chemists.
,, ..	Drapers and clothiers.
,, ..	Grocers.
,, ..	Hairdressers and tobacconists.
Newmarket ..	Grocers.
,, ..	Hatters, mercers, and clothiers.
Oamaru ..	Chemists.
,, ..	Hairdressers and tobacconists.
Ohakune ..	All shops.
Ohinemuri County	All shops, except bakers, butchers, chemists, confectioners, dairy-produce sellers, fishmongers, florists, fruiterers, hairdressers, news agents, pork-butchers, refreshment-room keepers, and tobacconists.
Omaka Road District	All shops.
Onehunga ..	Hairdressers' saloons.
,, ..	Grocers.
Opotiki	All shops.
Opunake ..	All shops, except hairdressers.
Orepuki Riding ..	All shops.
Otautau ..	,,
,, ..	Hairdressers, news agents, and tobacconists.
,, ..	Fruiterers and refreshment-room keepers.
Outram	All shops.
Pahiatua ..	All shops, except tobacconists, hairdressers.
,, ..	Fruiterers and confectioners, and refreshment-room keepers.
Palmerston North	All shops, except bakers, chemists, confectioners, news agents, fruiterers, dairy-produce sellers, refreshment-room keepers, and fishmongers.
Palmerston South	Drapers, grocers, tailors, and ironmongers.
Papakura ..	All shops.
Parnell	Grocers.
Patea	All shops, except tobacconists and hairdressers, bakers and confectioners, stationers and news agents, and fruiterers.
Petone	Boot and shoe dealers.
,, ...	Dairy-produce sellers.
,, ...	Fancy-goods dealers, booksellers, news agents, and stationers.
,, ...	Grocers.
,, ...	Second-hand dealers.
,, ...	Tobacconists.
,, ...	Pork-butchers.
,, ...	Watchmakers and jewellers.
Picton	Drapers, storekeepers, boot-merchants, crockery-merchants, ironmongers, and saddlers.
Pukekohe ..	All shops, except fruiterers, bakers, and hairdressing-saloons.
Remuera Road District	Grocers.
Riccarton Road District	Storekeepers.
Rongatea ..	All shops, except hairdressers.
Ross	All shops.
Rotorua ..	Drapers, general storekeepers, and boot and shoe dealers.
South Malvern Road District	Storekeepers.
Spreydon Road District	Grocers.
Stratford ..	All shops, excepting fruiterers, confectioners, and refreshment-room keepers.
,, ..	Tobacconists and hairdressers.
Sumner	Grocers and general storekeepers.
Taihape ..	All shops.
,, ..	Confectioners, fruiterers, refreshment-room, and dining-room keepers.
,, ..	Chemists.
,, ..	Hairdressers and tobacconists.
Te Aroha ..	All shops, except fishmongers, fruiterers, confectioners, bakers, refreshment-room keepers, bookstall keeper on a railway-station or wharf, hairdressers, tobacconists, stationers, news agents, and fancy-goods dealers.
Temuka ..	All shops.
,, ...	Fruiterers, refreshment-room keepers, confectioners, and stationers.
,, ...	Tobacconists and hairdressers.
Te Kuiti ..	Booksellers, stationers, news agents, fancy-goods dealers.
Timaru	Hairdressers and tobacconists.
,, ...	Retail fishing-tackle dealers.
,, ...	Retail grocers and general storekeepers.
Tokomaru Riding	Butchers, bootmakers, drapers, general storekeepers, painters, saddlers, milliners, and stationers.
Tolaga Bay Riding	All shops.
Waihi	Hairdressers and tobacconists.
,, ...	Ironmongers, grocers, drapers, tailors, clothiers, boot-dealers, and general storekeepers.
,, ...	Stationers and fancy-goods dealers.
,, ...	Watchmakers and jewellers.
Waimate ..	Grocers.
,, ..	Saddlers and harness-makers.
Wairoa	All shops.
Waitomo County	,,
,,	Fishmongers, fruiterers, and refreshment-rooms.
,,	Tobacconists and hairdressers.
Wanganui ..	Chemists.
,, ..	Drapers and clothiers.
,, ..	Hairdressers and tobacconists.
,, ..	Booksellers, stationers, news agents, and fancy-goods shops.
Wellington ..	Butchers.
,, ..	Chemists and druggists.
,, ..	Drapers, clothiers, and mercers.
,, ..	Hairdressers.
,, ..	Ironmongers.
,, ..	Pork-butchers, poultry, and small-goods.
,, ..	Tobacconists.
,, ..	Watchmakers, jewellers, silversmiths, goldsmiths, and engravers.
Winton	All shops.
,, ...	Chemists, tobacconists and hairdressers, confectioners, and refreshment-room keepers.
Woodville ..	All shops.
Woolston ..	Grocers.
Wyndham ..	Drapers, clothiers, and mercers.

RETURN showing CASES dealt with under the Industrial Conciliation and Arbitration Act, 1908, and its Amendment, Names of Trades affected, and the respective Districts, from 1st April, 1910, to 31st March, 1911.

Trade affected.	Industrial District.
Industrial Agreements.	
Coal-miners (Union Collieries)	Northern.
Merchant-service (Northern Steamship Company)	,,
Slaughtermen (Nelson Bros., Gisborne)	,,
Slaughtermen (Gisborne Sheep-farmers' Frozen-meat Company)	,,
General Labourers (Wanganui Borough Council)	Wellington.
Sausage-casing makers	,,
Sausage-casing makers (Pakipaki)	,,
Slaughtermen (town)	,,
,, (country)	,,
,, (Wanganui Meat-freezing Company)	,,
,, (Masterton)	,,
Wool and grain stores (Napier)	,,
Slaughtermen (Nelson Freezing Company)	Nelson.
Gold-miners (Inangahua)	Westland.
Freezing-works bacon and manure employees	Canterbury.
Coal-miners (Bruce Railway and Coal Company)	Otago and Southland.
Coal-miners (Cooper's Colliery, Waronui)	Ditto.
Awards.	
Beamsmen	Northern.
Boilermakers, iron-ship workers, and bridgebuilders	,,
Brewers of non-intoxicating beverages, aerated-water and cordial bottlers, and condiment-manufacturers	,,
Brewers, maltsters, and bottlers	,,
Bricklayers	,,
Carters (aerated-water)	,,
Chemical-manure workers (Westfield)	,,
Coal-miners (Taupiri)	,,
Dairy employees	,,
Drivers (Gisborne)	,,
Engineers	,,
Freezing-works (Poverty Bay)	,,
Grocers' assistants	,,
Hairdressers' assistants	,,
Hotel employees	,,
Hotel, restaurant, and boardinghouse employees (Rotorua)	,,
Iron and brass moulders	,,
Labourers (employed by coal, lime, sand, or cement merchants, and stonemasons)	,,
Labourers (engineers', boilermakers', &c.)	,,
Lithographers	,,
Plumbers	,,
Saddlers, harness-makers, collar-makers, and bridle-cutters	,,
Slaughtermen (Auckland Farmers' Freezing Company)	,,
Stonemasons	,,
Tailoresses (federated), factory	,,

Trade affected.	Industrial District.
AWARDS—*continued.*	
Timber-workers*	Northern.
Bootmakers (male operatives)	Taranaki.
Butter, creamery, and cheese factories	Wellington.
Cooks and waiters (*re* hotels)	,,
Cooks and waiters (*re* luncheon and tea rooms, oyster-saloons, restaurants, and private hotels)	,,
Engineers	,,
Freezing-works (Hawke's Bay)	,,
Painters and decorators (Wellington)	,,
,, (Wanganui)	,,
Saddlers	,,
Shearers	,,
,, (*re* shed hands)	,,
Tailoresses (Hawke's Bay)	,,
Wool and grain stores (town)	,,
Painters	Nelson.
Coal-miners (Greymouth–Point Elizabeth Railway and Coal Company)	Westland.
Coal-miners (North Brunner Coal Company)	,,
Tailoring trade	,,
Typographers	,,
Bricklayers	Canterbury.
Brickmakers	,,
Butchers (country)	,,
Carpenters and joiners (North Canterbury)	,,
Carpenters and joiners (South Canterbury)	,,
Carters (aerated-water)	,,
Engineers	,,
Lithographic and letterpress printers' machinists	,,
Metal-workers' assistants	,,
Plumbers and gasfitters (South Canterbury)	,,
Shearers	,,
Slaughtermen's assistants	,,
Stevedores (Lyttelton)	,,
Threshing-millers (North Canterbury)	,,
Bricklayers	Otago and Southland.
Brickworkers (Southland)	Ditto.
Butchers (Invercargill and Bluff)	,,
Carpenters and joiners	,,
Chemical-manure workers	,,
Coal-miners (New Zealand Coal and Oil Company, Limited)	,,
Engineers	,,
Labourers (builders and contractors')	,,
,, (public bodies and contractors')	,,
,, (quarrymen)	,,
Metal-workers' assistants	,,
Painters (Southland)	,,
Paper-millers (Mataura)	,,
Plumbers and gasfitters	,,
Saddlers	,,
Shearers	,,
Slaughtermen (abattoirs)	,,
,, (freezing-works)	,,
Stage employees	,,
Trawlers (Port Chalmers)	,,

* This award was made on 6th April, 1911, but took effect from 1st December, 1910.

Applications for Awards heard by the Court in which no Award was made.

Trade.	District.	Particulars.
Shearers	Canterbury	*Re* shed hands. Dismissed.
,,	Otago and Southland	,, ,,
Trawlers	,,	Application to amend award. Refused.

FACTORIES.

NOTE.—Only the employers personally engaged in the work of the factory are counted throughout.

TABLE 1.

Ages.	Number of Persons employed, and Weekly Wages.				Total Number employed.	Number of whom are Indentured Apprentices.	Number of Work-rooms employing				Total Wages paid during the Year.
	Males.		Females.				Up to 8 Persons.	9 to 30 Persons.	More than 30 Persons.	Total.	
	Number	Weekly Wages.	Number	Weekly Wages.							
AUCKLAND (CITY).											
Aerated-water and Cordial Manufacturing.											
14 to 16 ..	5	See	..	..							
17 to 20 ..	18	Table	..	..							
21 and over	64	5	..	..	94	..	6	2	1	9	£9,306
Employers, 7.											
Agricultural-implement Making.											
14 to 16 ..	1	12/6	..	..							
17 to 20 ..	2	10/ & 36/	..	..							
21 and over	4	40/ to 45/	..	..							
	2	55/4 & 60/	..	..							
	2	69/3 & 80/	..	..	13	..	4	..	..	4	£1,478
Employers, 2.											
Ammunition-manufacturing.											
14 to 16 ..	..	..	10	10/ to 17/6							
17 to 20 ..	2	15/ & 18/	21	12/6 to 14/6							
21 and over	3	30/ to 36/	8	15/ to 19/6							
	9	45/ to 57/6	16	20/ to 25/							
	3	60/ to 65/	3	30/ to 40/							
	1	110/			76	..	..	..	1	1	£5,221
Asphalt-making.											
21 and over	5	48/ to 50/	..	..	6	..	1	..	..	1	..
Employer, 1.											
Bacon-curing.											
17 to 20 ..	1	See	..	..							
21 and over	13	Table 5	..	..	16	..	2	1	..	3	£2,021
Employers, 2.											
Baking-powder, &c., Manufacturing.											
14 to 16..	4	12/ to 15/	1	12/6							
17 to 20 ..	6	20/ to 30/	5	13/ to 19/							
21 and over	1	15/	..	..							
	4	50/ to 70/	..	..	24	..	3	1	..	4	£1,368
Employers, 3.											
Basket, Wickerware, and Perambulator Manufacturing.											
14 to 16 ..	12	See	4	See							
17 to 20 ..	11	Table	..	Table							
21 and over	35	5	2	5	73	..	6	3	..	9	£4,793
Employers, 9.											
Billiard-table Manufacturing.											
14 to 16 ..	1	10/	..	..							
21 and over	5	58/9 to 63/	..	..	8	..	1	..	..	1	£638
Employers, 2.											
Biscuit and Confectionery, &c., Making.											
14 to 16 ..	27	12/6 to 15/	27	7/6 to 15/							
17 to 20 ..	36	15/ to 25/	50	10/ to 20/							
21 and over	6	22/ to 27/6									
	36	30/ to 48/	9	12/ to 18/							
	20	50/ to 60/	39	20/ to 25/							
	7	65/ to 75/	1	30/							
	3	80/ to 90/			384	..	11	1	4	16	£15,286
Employers, 23.											
Blacksmithing, Farriery, &c.											
14 to 16 ..	10	See	..	..							
17 to 20 ..	30	Table	..	..							
21 and over	57	5	..	..	148	..	48	1	..	49	£9,448
Employers, 51.											
Blindmaking.											
14 to 16 ..	1	11/	..	..							
17 to 20 ..	2	30/ & 35/	..	..							
21 and over	2	25/ & 30/	..	..							
	3	40/ to 50/	..	..							
	7	54/ to 60/	..	..	21	..	3	1	..	4	£1,542
Employers, 6.											
Boatbuilding and Shipwrighting.											
14 to 16 ..	19	See	..	..							
17 to 20 ..	35	Table	..	..							
21 and over	123	5	..	..	201	..	13	9	..	22	£20,510
Employers, 24.											
Bootmaking (Rough-stuff Cutters).											
14 to 16 ..	3	See	..	..							
17 to 20 ..	3	Table	..	..							
21 and over	23	5	..	..	..	..	..	..	..	..	..

FACTORIES—*continued.*

TABLE 1—*continued.*

Ages.	Number of Persons employed, and Weekly Wages.						Number of Work-rooms employing				Total Wages paid during the Year
	Males.		Females.		Total Number employed.	Number of whom are Indentured Apprentices.	Up to 8 Persons.	9 to 30 Persons.	More than 30 Persons.	Total.	
	Number	Weekly Wages.	Number	Weekly Wages.							
AUCKLAND (CITY)—*continued.*											
Bootmaking (Benchmen).											
14 to 16 ..	17	See	..	..							
17 to 20 ..	21	Table	..	..							
21 and over	164	5	..	..	..	..	..	..	..	..	..
Bootmaking (Clickers).											
14 to 16 ..	10	See	..	..							
17 to 20 ..	8	Table	..	..							
21 and over	43	5	..	..	..	..	..	..	..	..	..
Bootmaking (Machinists).											
14 to 16 ..	..	See	37	See							
17 to 20 ..	..	Table	47	Table							
21 and over	1	5	79	5	..	..	..	..	..	..	..
Bootmaking (Finishers).											
14 to 16 ..	7	See	..	..							
17 to 20 ..	7	Table	..	..							
21 and over	54	5	..	..	..	..	..	..	..	..	..
Bootmaking (Pump and Welt Hands).											
17 to 20 ..	1	See Table	..	..							
21 and over	15	5	..	..	..	..	..	..	..	..	..
Bootmaking (Fitters and Table Hands).											
14 to 16 ..	1	See	13	See							
17 to 20 ..	..	Table	10	Table							
21 and over	3	5	14	5	..	..	..	..	..	..	..
Bootmaking (Sizers).											
14 to 16 ..	4	See	1	See							
17 to 20 ..	..	Table	5	Table							
21 and over	4	5	4	5	..	..	..	..	..	..	..
Bootmaking (Packers and Show-room Hands).											
14 to 16 ..	1	See	..	..							
17 to 20 ..	..	Table	..	..							
21 and over	7	5	..	..	..	..	..	..	..	..	..
Bootmaking (General Hands in Larger Factories).											
14 to 16 ..	2	See	1	See							
17 to 20 ..	1	Table	1	Table							
21 and over	17	5	3	5	..	..	..	..	..	..	..
Bootmaking (General Hands in Smaller Factories).											
14 to 16 ..	9	See	2	See							
17 to 20 ..	8	Table	2	Table							
21 and over	114	5	10	5	..	..	..	..	..	..	..
Bootmaking (Summary).											
14 to 16 ..	53	..	54	..							
17 to 20 ..	50	..	64	..							
21 and over	445	..	109	..	893	..	87	11	9	107	£66,366
Employers—Males 114, females 4.											
Bread and Pastry Baking.											
14 to 16 ..	13	See	..	See							
17 to 20 ..	25	Table	7	Table							
21 and over	176	5	2	5	289	..	60	8	..	68	£25,091
Employers—Males 65, female 1.											
Brewing, Malting, Bottling, &c.											
14 to 16 ..	9	See	..	..							
17 to 20 ..	21	Table	..	..							
21 and over	219	5	..	..	264	..	13	3	3	19	£30,837
Employers, 15.											
Brick, Tile, and Pottery Manufacturing.											
14 to 16 ..	11	See	..	..							
17 to 20 ..	7	Table	..	..							
21 and over	205	5	..	..	253	..	12	3	3	18	£32,267
Employers, 30.											
Brush and Broom Manufacturing.											
14 to 16 ..	1	7/6	4	6/ to 16/							
17 to 20 ..	..	..	5	10/6 to 25/							
21 and over	6	27/6 to 35/	6	17/6 to 20/							
	9	40/ to 45/									
	11	50/ to 60/									
	1	80/			49	..	4	3	..	7	£3,085
Employers, 6.											

FACTORIES—*continued.*

TABLE 1—*continued.*

Ages.	Number of Persons employed, and Weekly Wages.				Total Number employed.	Number of whom are Indentured Apprentices.	Number of Work-rooms employing				Total Wages paid during the Year
	Males.		Females.				Up to 8 Persons.	9 to 30 Persons.	More than 30 Persons.	Total.	
	Number	Weekly Wages.	Number	Weekly Wages.							
AUCKLAND (CITY)—*continued.*											
Butchers' Small-goods Manufacturing.											
14 to 16 ..	4	See	2	See							
17 to 20 ..	9	Table	..	Table							
21 and over	34	5	2	5	96	..	37	..	..	37	£3,840
Employers, 45.											
Butter and Cheese Making, Cream-separating, and Milk-pasteurizing.											
14 to 16 ..	3	12/6 to 20/	..	..							
17 to 20 ..	7	15/ to 28/	..	..							
21 and over	4	25/ to 37/6									
	26	40/ to 50/	6	20/ to 26/							
	11	51/ to 65/	2	32/6 & 40/							
	5	70/ to 80/			68	..	14	2	..	16	£6,253
Employers, 4.											
Cabinetmaking and Upholstering (General Hands).											
14 to 16 ..	34	See	..	See							
17 to 20 ..	72	Table	2	Table							
21 and over	180	5	4	5	..	..	..	..	..	..	..
Cabinetmaking and Upholstering (Polishers).											
14 to 16 ..	3	See	..	..							
17 to 20 ..	7	Table	..	..							
21 and over	16	5	..	..	..	..	..	..	..	..	..
Cabinetmaking and Upholstering (Chair and Mantel Makers).											
14 to 16 ..	4	See	..	..							
17 to 20 ..	1	Table	..	..							
21 and over	5	5	..	..	..	..	..	..	..	..	..
Cabinetmaking and Upholstering (Upholsterers).											
14 to 16 ..	7	See	2	See							
17 to 20 ..	10	Table	6	Table							
21 and over	42	5	12	5	..	..	..	..	..	..	..
Cabinetmaking and Upholstering (Summary).											
14 to 16 ..	48	..	2	..							
17 to 20 ..	90	..	8	..							
21 and over	243	..	16	..	529	..	86	10	2	98	£36,379
Employers—Males 121, female 1.											
Cardboard-box Making.											
14 to 16 ..	..	..	6	7/6 to 12/							
17 to 20 ..	1	25/	18	14/ to 20/							
21 and over	2	65/	4	16/ to 19/							
	2	75/ & 80/	5	20/ to 25/							
	1	90/	2	30/	44	..	..	3	..	3	£2,372
Employers, 3.											
Carpentering and Joinery.											
14 to 16 ..	11	See	..	..							
17 to 20 ..	40	Table	..	..							
21 and over	139	5	..	..	259	..	55	3	1	59	£14,404
Employers, 69.											
Carpet-sewing.											
17 to 20 ..	..	..	1	20/							
21 and over	..	..	2	22/6 & 30/	3	..	1	..	..	1	£173
Chemicals and Drugs Manufacturing and Packing.											
14 to 16 ..	3	7/6 to 10/	1	10/							
17 to 20 ..	1	32/6	6	10/ to 20/							
21 and over	7	42/ to 47/6	2	12/ & 14/							
	4	52/6 to 60/	2	20/ & 22/6							
	2	100/ & 144/2	1	28/	32	..	4	1	..	5	£2,347
Employers, 3.											
Clothing-manufacturing (Cutters, Foremen, and Forewomen).											
14 to 16 ..	4	12/6 to 22/6	..	..							
17 to 20 ..	1	15/	..	..							
21 and over	2	35/ & 48/									
	13	55/ to 60/	2	27/6 & 40/							
	2	70/ & 80/									
	1	100/			..	..	..	..	..	..	..
Clothing-manufacturing (Coat Hands).											
14 to 16 ..	..	See	6	See							
17 to 20 ..	..	Table	12	Table							
21 and over	..	5	36	5	..	..	..	..	..	..	..

FACTORIES—*continued.*

TABLE 1—*continued.*

Ages.	Number of Persons employed, and Weekly Wages.						Number of Work-rooms employing				Total Wages paid during the Year
	Males.		Females.		Total Number employed.	Number of whom are Indentured Apprentices.	Up to 8 Persons.	9 to 30 Persons.	More than 30 Persons.	Total.	
	Number	Weekly Wages.	Number	Weekly Wages.							
AUCKLAND (CITY)—*continued.*											
Clothing-manufacturing (Trousers and Vest Hands).											
14 to 16 ..	..	..	8	See							
17 to 20 ..	..	..	22	Table							
21 and over	..	..	17	5	..	..	..	..	..	..	..
Clothing-manufacturing (Pressers).											
14 to 16 ..	2	See	..	..							
17 to 20 ..	4	Table	1	..							
21 and over	14	5	1	..	..	..	..	..	..	..	..
Clothing-manufacturing (Machinists and Finishers).											
14 to 16 ..	..	See	15	See							
17 to 20 ..	..	Table	33	Table							
21 and over	5	5	49	5	..	..	..	..	..	..	..
Clothing-manufacturing (Ticket and Button Sewers).											
14 to 16 ..	..	..	7	See							
17 to 20 ..	..	..	3	Table							
21 and over	..	..	4	5	..	..	..	..	..	..	..
Clothing-manufacturing (Denim and Dungaree Hands).											
17 to 20 ..	..	See	5	See							
21 and over	2	Table 5	20	Table 5	..	..	..	..	..	..	..
Clothing-manufacturing (Waterproof Hands).											
14 to 16 ..	..	See	2	See							
17 to 20 ..	1	Table	5	Table							
21 and over	1	5	1	5	..	..	..	..	..	..	..
Clothing-manufacturing (General Hands, unspecified).											
17 to 20 ..	1	See	5	See							
21 and over	..	Table 5	26	Table 5	..	..	..	..	..	..	..
Clothing-manufacturing (Ready-made Costumes).											
14 to 16 ..	..	See	9	See							
17 to 20 ..	..	Table	9	Table							
21 and over	4	5	9	5	..	..	..	..	..	..	..
Clothing-manufacturing (Summary).											
14 to 16 ..	6	..	47	..							
17 to 20 ..	7	..	95	..							
21 and over	44	..	165	..	373	..	2	4	5	11	£25,922
Employers—Males 8, female 1.											
Coachbuilding (Bodymakers).											
14 to 16 ..	3	See	..	..							
17 to 20 ..	13	Table	..	..							
21 and over	28	5	..	..	..	..	..	..	..	..	..
Coachbuilding (Trimmers).											
14 to 16 ..	1	See	..	..							
17 to 20 ..	2	Table	..	..							
21 and over	5	5	..	..	..	..	..	..	..	..	..
Coachbuilding (Blacksmiths).											
14 to 16 ..	9	See	..	..							
17 to 20 ..	10	Table	..	..							
21 and over	19	5	..	..	..	..	..	..	..	..	..
Coachbuilding (Wheelwrights).											
14 to 16 ..	4	See	..	..							
17 to 20 ..	6	Table	..	..							
21 and over	18	5	..	..	..	..	..	..	..	..	..
Coachbuilding (Painters).											
14 to 16 ..	2	See	..	..							
17 to 20 ..	8	Table	..	..							
21 and over	17	5	..	..	..	..	..	..	..	..	..
Coachbuilding (General Hands).											
14 to 16 ..	6	See	..	..							
17 to 20 ..	9	Table	..	..							
21 and over	24	5	..	..	..	..	..	..	..	..	..
Coachbuilding (Summary).*											
14 to 16 ..	25	..	..	..							
17 to 20 ..	48	..	..	..							
21 and over	111	..	..	..	206	..	7	6	2	15	£17,686
Employers, 22.											

* Tram-car building (included previously) shown separately this year.

FACTORIES—*continued.*

TABLE 1—*continued.*

Ages.	Number of Persons employed, and Weekly Wages.						Number of Work-rooms employing				Total Wages paid during the Year
	Males.		Females.		Total Number employed.	Number of whom are Indentured Apprentices.	Up to 8 Persons.	9 to 30 Persons.	More than 30 Persons.	Total.	
	Number	Weekly Wages.	Number	Weekly Wages.							
AUCKLAND (CITY)—*continued.*											
Coffee and Spice Grinding.											
14 to 16 ..	1	12/6	..	..							
17 to 20 ..	5	20/ to 30/	..	..							
21 and over	4	30/ to 35/	..	..							
	3	60/ to 65/	..	..							
	1	70/	..	..	16	..	3	..	..	3	£1,355
Employers, 2.											
Coopering and Box-making.											
14 to 16 ..	3	See	..	..							
17 to 20 ..	5	Table	..	..							
21 and over	29	5	..	..	38	..	5	2	..	7	£4,937
Employer, 1.											
Cork-cutting.											
21 and over	3	(employers)	..	..	3	..	1	..	..	1	..
Corset and Belt Making.											
21 and over	..	..	1	20/	2	..	1	..	..	1	£37
Employer—Female 1.											
Cutlery Grinding and Repairing.											
14 to 16 ..	1	5/	..	..							
17 to 20 ..	1	12/	..	..							
21 and over	2	42/3 & 43/	..	..	7	..	3	..	..	3	£272
Employers, 3.											
Cycle and Motor Engineering.											
14 to 16 ..	6	5/ to 15/	..	..							
17 to 20 ..	11	12/6 to 30/	..	..							
21 and over	5	27/6 to 40/	..	..							
	10	47/6 to 54/	..	..							
	3	61/10 to 70/	..	..							
	2	80/	..	..	54	..	15	1	..	16	£2,852
Employers, 17.											
Coppersmithing.											
14 to 16 ..	1	10/	..	..							
17 to 20 ..	1	25/	..	..							
21 and over	3	60/ to 64/	..	..	8	..	3	..	..	3	£461
Employers, 3.											
Dentistry (Mechanical).											
14 to 16 ..	3	7/6 to 12/	..	..							
17 to 20 ..	5	10/ to 22/6	3	7/6 to 25/							
21 and over	3	18/ to 30/	3	10/ to 15/							
	14	45/ to 65/	11	20/ to 25/							
	4	70/ to 80/	1	30/							
	2	90/ & 100/			79	..	29	..	..	29	£4,689
Employers, 30.											
Dress and Millinery Making (Dressmakers).											
14 to 16 ..	..	..	99	5/ to 11/							
17 to 20 ..	..	..	184	5/ to 22/6							
21 and over	..	..	37	8/ to 17/							
			115	20/ to 30/							
			14	32/6 to 50/							
			11	60/ to 80/							
			6	90/ to 140/	604	..	107	6	4	117	£15,392
Employers—Females 138.											
Dress and Millinery Making (Milliners).											
14 to 16 ..	..	..	55	5/ to 11/							
17 to 20 ..	..	..	64	5/ to 20/							
21 and over	..	..	19	5/ to 18/							
			42	20/ to 40/							
			8	50/ to 70/							
			2	80/ & 100/	215	..	28	8	1	37	£6,544
Employers—Females 25.											
Dyeing, Cleaning, and Feather-dressing.											
17 to 20 ..	1	22/6	2	12/6 & 17/							
21 and over	8	30/ to 40/	2	17/6 & 22/							
	5	45/ to 48/									
	2	52/6 & 55/			29	..	7	1	..	8	£1,441
Employers—Males 8, female 1.											
Electroplating and Engraving (see also Printing—Process Hands and Engravers).											
14 to 16 ..	2	10/	1	6/							
17 to 20 ..	5	10/ to 30/	..	..							
21 and over	1	50/	1	20/	19	..	6	..	..	6	£536
Employers, 9.											

FACTORIES—*continued.*

TABLE 1—*continued.*

Ages.	Number of Persons employed, and Weekly Wages.						Number of Work-rooms employing				Total Wages paid during the Year
	Males.		Females.		Total Number employed.	Number of whom are Indentured Apprentices.	Up to 8 Persons.	9 to 30 Persons.	More than 30 Persons.	Total.	
	Number	Weekly Wages.	Number	Weekly Wages.							
AUCKLAND (CITY)—*continued.*											
Electric Power and Light Generating.											
17 to 20 ..	4	18/9 to 37/6	..	..							
21 and over	18	41/3 to 47/	..	..							
	23	57/6 to 66/	..	..							
	11	70/ to 85/	..	..							
	2	100/ & 120/	..	..	58	..	..	1	1	2	£7,697
Engineering (Pattern-makers).											
14 to 16 ..	1	See	..	..							
17 to 20 ..	4	Table	..	..							
21 and over	12	5	..	..	..	..	..	..	..	..	..
Engineering (Moulders).											
14 to 16 ..	2	See	..	..							
17 to 20 ..	12	Table	..	..							
21 and over	36	5	..	..	..	..	..	..	..	..	..
Engineering (Fitters).											
14 to 16 ..	17	See	..	..							
17 to 20 ..	97	Table	..	..							
21 and over	82	5	..	..	..	..	..	..	..	..	..
Engineering (Blacksmiths).											
14 to 16 ..	2	See	..	..							
17 to 20 ..	7	Table	..	..							
21 and over	19	5	..	..	..	..	..	..	..	..	..
Engineering (Boilermakers).											
14 to 16 ..	1	See	..	..							
17 to 20 ..	14	Table	..	..							
21 and over	62	5	..	..	..	..	..	..	..	..	..
Engineering (Sheet-metal Workers).											
14 to 16 ..	1	See	..	..							
17 to 20 ..	1	Table	..	..							
21 and over	24	5	..	..	..	..	..	..	..	..	..
Engineering (Labourers and Yardmen).											
14 to 16 ..	1	See	..	..							
17 to 20 ..	2	Table	..	..							
21 and over	15	5	..	..	..	..	..	..	..	..	
Engineering (General Hands).											
14 to 16 ..	8	See	..	..							
17 to 20 ..	23	Table	..	..							
21 and over	104	5	..	..	..	..	..	..	..	..	..
Engineering (Brass Founders and Finishers).											
14 to 16 ..	7	See	..	..							
17 to 20 ..	4	Table	..	..							
21 and over	27	5	..	..	..	..	..	..	..	..	..
Engineering (Coppersmiths).											
14 to 16 ..	1	See	..	..							
17 to 20 ..	4	Table	..	..							
21 and over	3	5	..	..	..	..	..	..	..	..	..
Engineering (Range and Stove Workers).											
14 to 16 ..	4	See	..	..							
17 to 20 ..	4	Table	..	..							
21 and over	26	5	..	..	..	..	..	..	..	..	..
Engineering (Iron Cot and Bedstead Makers).											
14 to 16 ..	4	8/ to 10/	..	..							
17 to 20 ..	3	21/ to 33/	..	..							
21 and over	3	42/ to 48/	..	..	..	..	..	..	..	..	..
Engineering (Galvanized-iron Ware and Spouting and Ridging Makers).											
17 to 20 ..	11	See	..	..							
21 and over	49	Table 5	..	..	..	..	..	..	..	..	..
Engineering (Electrical Workers).											
14 to 16 ..	3	See	..	..							
17 to 20 ..	14	Table	..	..							
21 and over	21	5	..	..	..	..	..	..	..	..	..

FACTORIES—*continued.*

TABLE 1—*continued.*

Ages.	Number of Persons employed, and Weekly Wages.						Number of Work-rooms employing				Total Wages paid during the Year
	Males.		Females.		Total Number employed.	Number of whom are Indentured Apprentices.	Up to 8 Persons.	9 to 30 Persons.	More than 30 Persons.	Total.	
	Number	Weekly Wages.	Number	Weekly Wages.							
AUCKLAND (CITY)—*continued.*											
Engineering (Summary).											
14 to 16 ..	52	..	..	..							
17 to 20 ..	200	..	..	..							
21 and over	483	..	..	..	822	..	44	17	7	68	£80,940
Employers, 87.											
Embroidery and Art Needlework.											
21 and over	..	..	2	5/							
	..	..	5	20/ to 30/	9	..	4	..	..	4	£251
Employers—Females 2.											
Fellmongering.											
14 to 16 ..	6	See	..	..							
17 to 20 ..	9	Table	..	..							
21 and over	85	5	..	..	112	..	8	2	1	11	£10,368
Employers, 12.											
Fibrous-plaster Working.											
14 to 16 ..	1	10/	..	..							
17 to 20 ..	3	20/ to 25/	..	..							
21 and over	3	46/9 to 58/6	..	..							
	5	66/ to 70/	..	..							
	1	90/	..	..	15	..	2	1	..	3	£1,178
Employers, 2.											
Firewood-cutting, Grain-crushing, &c.											
17 to 20 ..	3	20/ to 25/	..	..							
21 and over	2	22/ & 35/	..	..							
	23	42/ to 53/	..	..							
	2	55/ & 60/	..	..	54	..	26	..	..	26	£2,423
Employers, 24.											
Fish-curing.											
21 and over	31	See Table 5	..	..	37	..	2	2	..	4	£3,751
Employers, 6.											
Flax-milling.											
21 and over	5	42/	..	..	6	..	1	..	..	1	£220
Employer, 1.											
Flock and Kapoc Milling.											
17 to 20 ..	1	7/	1	10/							
21 and over	2	20/	2	17/6 & 20/	8	..	2	..	..	2	£180
Employers, 2.											
Flour and Oatmeal Milling.											
14 to 16 ..	5	See	..	..							
17 to 20 ..	4	Table	..	..							
21 and over	66	5	..	..	76	..	1	2	1	4	£10,159
Employer, 1.											
Fly-paper and Blacking Making.											
17 to 20 ..	..	..	6	10/ to 12/6							
21 and over	..	..	4	12/6 to 20/	12	..	2	..	..	2	£104
Employers, 2.											
Fruit-preserving and Jam-making.											
14 to 16 ..	5	10/ to 20/	10	8/ to 12/							
17 to 20 ..	12	14/ to 32/6	11	9/ to 20/							
21 and over	8	20/ to 37/	9	10/ to 17/							
	6	40/ to 55/	2	20/ & 24/							
	3	60/ to 75/	1	35/	71	..	4	1	1	6	£3,604
Employers, 4.											
Gas, Coke, and Coal-tar Manufacturing.											
14 to 16 ..	1	8/8	..	..							
17 to 20 ..	14	8/8 to 30/	..	..							
21 and over	142	40/ to 50/	2	15/ & 18/							
	65	51/ to 60/									
	55	63/ to 75/2									
	10	80/ to 105/			289	..	1	1	1	3	£37,346
Gas Meter and Range Repairing.											
21 and over	2	30/ & 37/6	..	..							
	2	50/6 & 54/	..	..	4	..	2	..	..	2	£420
Glass Bevelling and Silvering.											
14 to 16 ..	5	6/6 to 17/6	..	..							
17 to 20 ..	6	12/6 to 30/	..	..							
21 and over	4	45/ to 50/	..	..							
	7	55/ to 60/	..	..	27	..	1	1	..	2	£2,352
Employers, 5.											

FACTORIES—*continued.*

TABLE 1—*continued.*

Ages.	Number of Persons employed, and Weekly Wages.				Total Number employed.	Number of whom are Indentured Apprentices.	Number of Work-rooms employing				Total Wages paid during the Year
	Males.		Females.				Up to 8 Persons.	9 to 30 Persons.	More than 30 Persons.	Total.	
	Number	Weekly Wages.	Number	Weekly Wages.							
AUCKLAND (CITY)—*continued.*											
Gun and Lock Smithing.											
14 to 16 ..	2	10/ & 12/6	..	..							
21 and over	3	60/	..	..	8	..	3	..	..	3	£438
Employers, 3.											
Hair-working (Wigs, &c.).											
14 to 16 ..	..	..	1	15/							
17 to 20 ..	1	32/6	1	20/							
21 and over	1	50/	1	15/	7	..	3	..	..	3	£301
Employers, 2.											
Hat and Cap Manufacturing.											
14 to 16 ..	..	..	2	5/							
17 to 20 ..	4	23/ to 45/	13	10/ to 30/							
21 and over	2	32/6 & 47/6	11	24/ to 28/							
	8	52/6 & 65/	6	30/ to 33/							
	2	70/ & 80/	2	47/ & 50/	59	..	5	..	1	6	£4,273
Employers—Males 6, females 3.											
Hosiery-knitting.											
14 to 16 ..	..	..	2	5/ & 8/							
17 to 20 ..	..	..	7	8/ to 14/							
21 and over	..	..	3	20/ to 25/							
	..	..	2	30/	15	..	1	1	..	2	£380
Employer—Female 1.											
Heel and Toe Plate Manufacturing.											
14 to 16 ..	3	12/6 to 20/	..	..							
21 and over	2	20/ & 48/	..	..							
	1	60/	..	..	8	..	1	..	..	1	£421
Employers, 2.											
Incandescent-mantle Manufacturing.											
21 and over	..	..	1	25/	1	..	1	..	..	1	£65
Kauri-gum Sorting and Packing.											
14 to 16 ..	1	See	..	..							
17 to 20 ..	5	Table	..	..							
21 and over	135	5	..	..	151	..	10	6	..	16	£16,463
Employers, 10.											
Lapidary-work.											
14 to 16 ..	1	12/6	..	..							
21 and over	2	37/6 & 45/	..	..	5	..	2	..	..	2	£256
Employers, 2.											
Laundry-work (European).											
14 to 16 ..	1	10/	7	10/ to 14/							
17 to 20 ..	1	50/	43	12/ to 25/							
21 and over	5	20/ to 27/6	6	13/ to 17/							
	12	30/ to 47/6	49	20/ to 27/6							
	7	50/ to 60/	3	30/	159	..	20	2	2	24	£8,592
Employers—Males 10, females 15.											
Laundry-work (Chinese).											
21 and over	1	30/	..	..	63	..	42	..	..	42	£35
Employers, 62.											
Leadlight-work.											
17 to 20 ..	1	20/	..	..							
21 and over	4	60/ to 80/	1	25/	9	..	2	..	..	2	£525
Employers, 3.											
Lime and Cement Manufacturing.											
14 to 16 ..	2	5/ & 36/	..	..							
17 to 20 ..	11	20/ to 36/	..	..							
21 and over	90	36/ to 48/	..	..							
	30	50/ to 70/	..	..							
	13	72/ to 80/	..	..	149	..	4	..	1	5	£17,157
Employers, 3.											
Manure-mixing.											
17 to 20 ..	2	See	..	..							
21 and over	34	Table 5	..	..	40	..	3	1	..	4	£2,979
Employers, 4.											
Meat Slaughtering and Freezing (Slaughtermen).											
14 to 16 ..	1	See	..	..							
17 to 20 ..	3	Table	..	..							
21 and over	75	5	..	..	..	..	..	..	..	..	..
Meat Slaughtering and Freezing (Freezers and Chamber Hands).											
21 and over	29	See Table 5	..	..	..	..	..	..	..	..	..

FACTORIES—*continued.*

TABLE 1—*continued.*

Ages.	Number of Persons employed, and Weekly Wages.						Number of Work-rooms employing				Total Wages paid during the Year
	Males.		Females.		Total Number employed.	Number of whom are Indentured Apprentices.	Up to 8 Persons.	9 to 30 Persons.	More than 30 Persons.	Total.	
	Number	Weekly Wages.	Number	Weekly Wages.							
AUCKLAND (CITY)—*continued.*											
Meat Slaughtering and Freezing (Preservers).											
17 to 20 ..	3	See	..	..							
21 and over	45	Table 5	..	..	..	..	..	..	..	..	..
Meat Slaughtering and Freezing (Engineers, Firemen, &c.).											
21 and over	15	See Table 5	..	..	..	..	..	..	..	..	..
Meat Slaughtering and Freezing (General Hands).											
21 and over	19	See Table 5	..	..	..	..	..	..	..	..	..
Meat Slaughtering and Freezing (Summary).											
14 to 16 ..	1	..	..	..							
17 to 20 ..	6	..	..	..							
21 and over	183	..	..	..	190	..	..	3	3	6	£23,214
Monumental Masonry.											
14 to 16 ..	6	See	..	..							
17 to 20 ..	7	Table	..	..							
21 and over	51	5	..	..	70	..	2	4	..	6	£9,152
Employers, 6.											
Oil Canning and Packing.											
14 to 16 ..	1	15/	..	..							
21 and over	4	45/ to 55/	..	..							
	2	60/ & 65/	..	..	8	..	2	..	..	2	£864
Employer, 1.											
Optical and Scientific Instrument Making.											
17 to 20 ..	3	17/ to 35/	..	..							
21 and over	2	56/ & 80/	..	..	8.	..	2	..	..	2	£530
Employers, 3.											
Organ-building.											
14 to 16 ..	1	6/	..	..							
21 and over	2	30/	..	..	4	..	1	..	..	1	£471
Employer, 1.											
Paint, Varnish, and Glue Manufacturing.											
14 to 16 ..	..	..	2	5/ & 10/							
17 to 20 ..	3	20/ to 36/	2	15/							
	3	23/ to 37/6									
21 and over	5	45/ to 54/	1	27/6							
	4	60/ to 75/			21	..	4	..	..	4	£2,018
Employer, 1.											
Paper-milling and Paper-bag Making.											
14 to 16 ..	2	10/ & 14/	9	5/ to 14/							
17 to 20 ..	6	10/ to 40/	5	17/6 to 20/							
	12	20/ to 37/6									
	8	42/ to 50/									
21 and over	14	55/ to 60/	4	18/ to 25/							
	2	70/ & 78/			65	..	..	2	1	3	£4,889
Employers, 3.											
Photography.											
14 to 16 ..	2	10/ & 15/	1	5/							
17 to 20 ..	1	15/	10	5/ to 20/							
	7	20/ to 40/	16	11/ to 20/							
21 and over	5	50/ to 65/	7	22/6 to 27/6							
	3	70/	5	30/ to 40/	70	..	12	2	..	14	£3,531
Employers—Males 12, female 1.											
Piano-repairing.											
21 and over	2	(employers)	..	..	2	..	1	..	..	1	..
Picture-framing.											
14 to 16 ..	4	10/ to 14/	..	..							
17 to 20 ..	4	20/ to 30/	..	..							
	4	20/ to 30/									
21 and over	3	45/ to 55/	2	12/ & 25/							
	2	70/ & 76/6			36	..	15	..	..	15	£996
Employers, 17.											
Plumbing and Gasfitting.											
14 to 16 ..	24	See	..	..							
17 to 20 ..	61	Table	..	..							
21 and over	109	5	..	..	251	..	49	5	..	54	£15,514
Employers, 57.											
Portmanteau-making.											
14 to 16 ..	4	See	2	See							
17 to 20 ..	5	Table	11	Table							
21 and over	22	5	3	5	51	..	2	2	..	4	£3,852
Employers, 4.											

FACTORIES—*continued.*

TABLE 1—*continued.*

Ages.	Number of Persons employed, and Weekly Wages.				Total Number employed.	Number of whom are Indentured Apprentices.	Number of Work-rooms employing				Total Wages paid during the Year
	Males.		Females.				Up to 8 Persons.	9 to 30 Persons.	More than 30 Persons.	Total.	
	Number	Weekly Wages.	Number	Weekly Wages.							
AUCKLAND (CITY)—*continued.*											
Printing and Bookbinding (Typesetting-machine Operators).											
21 and over	33	See Table 5	..	..	..	..	..	..	..	..	..
Printing and Bookbinding (Compositors).											
14 to 16 ..	3	See	..	See							
17 to 20 ..	15	Table	..	Table							
21 and over	67	5	4	5	..	..	..	..	..	..	..
Printing and Bookbinding (Stereotypers).											
14 to 16 ..	1	See	..	..							
17 to 20 ..	3	Table	..	..							
21 and over	9	5	..	..	..	..	..	..	..	..	..
Printing and Bookbinding (Machinists).											
14 to 16 ..	3	See	..	..							
17 to 20 ..	20	Table	..	..							
21 and over	54	5	..	..	..	..	..	..	..	..	..
Printing and Bookbinding (Lithographers).											
14 to 16 ..	2	See	1	See							
17 to 20 ..	2	Table	2	Table							
21 and over	8	5	3	5	..	..	..	..	..	..	..
Printing and Bookbinding (Publishing Hands).											
14 to 16 ..	2	10/ & 12/6	4	10/ to 12/6							
17 to 20 ..	4	10/ to 26/6	4	10/ to 20/							
21 and over	18	10/ to 80/	..	..	..	..	..	..	..	..	..
Printing and Bookbinding (Storemen and Packers).											
14 to 16 ..	2	10/ & 17/6	..	..							
21 and over	3	48/ to 60/	..	..							
	1	85/	..	..	..	..	..	..	..	..	..
Printing and Bookbinding (Artists and Designers).											
14 to 16 ..	2	8/	..	..							
17 to 20 ..	7	15/ to 22/6	..	..							
21 and over	3	37/6 to 49/6	..	..							
	8	62/6 to 70/	..	..							
	4	90/ to 100/	..	..	..	..	..	..	..	..	..
Printing and Bookbinding (Process Hands and Engravers).											
14 to 16 ..	2	See	..	See							
17 to 20 ..	9	Table	..	Table							
21 and over	24	5	1	5	..	..	..	..	..	..	..
Printing and Bookbinding (Bookbinders).											
14 to 16 ..	10	See	20	See							
17 to 20 ..	10	Table	60	Table							
21 and over	40	5	49	5	..	..	..	..	..	..	..
Printing and Bookbinding (Paper-rulers, Cutters, &c.).											
14 to 16 ..	..	See	10	See							
17 to 20 ..	1	Table	17	Table							
21 and over	13	5	21	5	..	..	..	..	..	..	..
Printing and Bookbinding (General Hands in Larger Factories).											
14 to 16 ..	9	See	2	See							
17 to 20 ..	9	Table	3	Table							
21 and over	33	5	5	5	..	..	..	..	..	..	..
Printing and Bookbinding (General Hands in Smaller Factories).											
14 to 16 ..	9	See	4	See							
17 to 20 ..	15	Table	1	Table							
21 and over	44	5	4	5	..	..	..	..	..	..	..
Printing and Bookbinding (Engineers and Mechanics).											
17 to 20 ..	1	See	..	..							
21 and over	9	Table 5	..	..	..	..	..	..	..	..	..
Printing and Bookbinding (Summary of all Branches).											
14 to 16 ..	45	..	41	..							
17 to 20 ..	96	..	87	..							
21 and over	371	..	87	..	772	..	29	5	7	41	£75,360

Employers, 45.

FACTORIES—*continued.*

TABLE 1—*continued.*

Ages.	Number of Persons employed, and Weekly Wages.						Number of Work-rooms employing				Total Wages paid during the Year
	Males.		Females.		Total Number employed.	Number of whom are Indentured Apprentices.	Up to 8 Persons.	9 to 30 Persons.	More than 30 Persons.	Total.	
	Number	Weekly Wages.	Number	Weekly Wages.							
AUCKLAND (CITY)—*continued.*											
Rope and Twine Manufacturing.											
14 to 16 ..	7	12/ to 20/	..	..							
17 to 20 ..	5	17/ to 25/	..	..							
21 and over	10	20/ to 36/	..	..							
	12	40/ to 50/	..	..							
	3	60/ to 70/	..	..	40	..	2	..	1	3	£3,643
Employers, 3.											
Rag-sorting and Marine-stores Preparing.											
17 to 20 ..	..	..	2	17/6 & 20/							
21 and over	5	27/6 to 37/6	..	..							
	5	40/ to 46/	..	..							
	3	50/ to 55/	..	..	21	..	4	..	..	4	£1,218
Employers, 6.											
Saddlery and Harness Making.											
14 to 16 ..	20	See	12	See							
17 to 20 ..	33	Table	11	Table							
21 and over	133	5	9	5	248	..	26	5	2	33	£19,093
Employers, 30.											
Sail, Tent, and Canvas-goods Making.											
14 to 16 ..	4	See	4	See							
17 to 20 ..	2	Table	7	Table							
21 and over	29	5	6	5	61	..	8	1	..	9	£4,849
Employers, 9.											
Sauce, Pickle, and Condiment Making.											
14 to 16 ..	8	12/ to 20/	12	8/ to 15/							
17 to 20 ..	8	20/ to 32/6	10	9/ to 17/6							
	19	42/ to 45/	4	10/ to 14/							
21 and over	2	50/ & 60/	3	20/ to 35/							
	2	90/ & 100/	2	40/ & 50/	74	..	2	4	..	6	£4,728
Employers, 4.											
Sawmilling and Sash and Door Making (Sawyers).											
17 to 20 ..	14	See	..	..							
21 and over	119	Table 5	..	..	..	..	..	..	..	..	..
Sawmilling (Machinists).											
14 to 16 ..	7	See	..	..							
17 to 20 ..	1	Table	..	..							
21 and over	46	5	..	..	..	..	..	..	..	..	..
Sawmilling (Saw-sharpeners).											
17 to 20 ..	2	See	..	..							
21 and over	10	Table 5	..	..	..	..	..	..	..	..	..
Sawmilling (Sash and Door and Joinery).											
14 to 16 ..	9	See	..	..							
17 to 20 ..	18	Table	..	..							
21 and over	106	5	..	..	..	..	..	..	..	..	..
Sawmilling (Yardmen and Labourers).											
17 to 20 ..	5	See	..	..							
21 and over	219	Table 5	..	..	..	..	..	..	..	..	..
Sawmilling (Engineers and Stokers).											
17 to 20 ..	3	See	..	..							
21 and over	24	Table 5	..	..	..	..	..	..	..	..	..
Sawmilling (General Hands).											
14 to 16 ..	20	See	..	..							
17 to 20 ..	38	Table	..	..							
21 and over	94	5	..	..	..	..	..	..	..	..	..
Sawmilling (Summary of all Branches).											
14 to 16 ..	36	..	..	..							
17 to 20 ..	81	..	..	..							
21 and over	618	..	..	..	755	..	10	7	9	26	£76,508
Employers, 20.											
Seed Cleaning and Packing.											
14 to 16 ..	1	12/6	3	10/ to 12/6							
17 to 20 ..	..	..	6	10/ to 15/							
21 and over	1	47/6	5	12/ to 20/							
	2	50/			21	..	1	1	..	2	£676
Employers, 3.											

FACTORIES—*continued.*

TABLE 1—*continued.*

Ages.	Number of Persons employed, and Weekly Wages.				Total Number employed.	Number of whom are Indentured Apprentices.	Number of Work-rooms employing				Total Wages paid during the Year.
	Males.		Females.				Up to 8 Persons.	9 to 30 Persons.	More than 30 Persons.	Total.	
	Number	Weekly Wages.	Number	Weekly Wages.							
AUCKLAND (CITY)—*continued.*											
Sewing- and Typewriting-machine Repairing.											
14 to 16 ..	1	15/	..	..							
21 and over	3	40/ to 45/	..	..							
	5	50/ to 55/	..	..	11	..	4	..	..	4	£958
Employers, 2.											
Shirt-manufacturing.											
14 to 16 ..	5	10/ to 12/	55	7/6 to 15/							
17 to 20 ..	11	17/6 to 30/	108	10/ to 25/							
			12	5/ to 10/							
	4	45/	10	10/6 to 15/							
21 and over	17	47/6 to 50/	51	15/6 to 20/							
	6	60/ to 70/	82	21/ to 25/							
	4	75/ to 80/	23	26/ to 30/							
			6	32/6 to 40/	401	..	12	1	4	17	£17,045
Employers—Males 5, females 2.											
Sign and Ticket Writing.											
17 to 20 ..	4	17/ to 25/	..	..							
	3	50/ to 55/									
21 and over	2	60/ & 63/	2	12/6 & 27/6							
	1	84/			20	..	7	..	..	7	£1,507
Employers, 8.											
Soap-boiling.											
14 to 16 ..	3	See	1	9/							
17 to 20 ..	4	Table	5	10/ to 14/							
21 and over	20	5	2	20/	44	..	4	2	..	6	£2,260
Employers, 9.											
Stone Quarrying and Crushing.											
17 to 20 ..	1	See	..	..							
21 and over	75	Table 5	..	..	81	..	3	2	1	6	£7,471
Employers, 5.											
Sugar-refining.											
14 to 16 ..	2	See	..	..							
17 to 20 ..	48	Table	..	..							
21 and over	229	5	..	..	279	..	..	..	1	1	£41,816
Tailoring (Cutters and Foremen).											
21 and over	8	50/ to 70/	..	..							
	3	125/ to 135/	..	..	..	..	..	..	..	..	..
Tailoring (Coat Hands).											
14 to 16 ..	4	See	..	See							
17 to 20 ..	7	Table	..	Table							
21 and over	53	5	..	5	..	..	..	..	..	..	..
Tailoring (Trousers and Vest Hands.)											
14 to 16 ..	..	..	13	See							
17 to 20 ..	..	..	21	Table							
21 and over	..	..	75	5	..	..	..	..	..	..	..
Tailoring (Pressers).											
21 and over	6	See Table 5	..	..	..	..	..	..	..	..	..
Tailoring (Machinists).											
14 to 16 ..	..	See	7	See							
17 to 20 ..	..	Table	13	Table							
21 and over	9	5	33	5	..	..	..	..	..	..	..
Tailoring (Ladies' Tailoring).											
14 to 16 ..	..	See	11	See							
17 to 20 ..	..	Table	15	Table							
21 and over	7	5	22	5	..	..	..	..	..	..	..
Tailoring (General Hands).											
14 to 16 ..	11	See	22	See							
17 to 20 ..	18	Table	63	Table							
21 and over	106	5	170	5	..	..	..	..	..	..	..
Tailoring (Summary).											
14 to 16 ..	15	..	53	..							
17 to 20 ..	25	..	112	..							
21 and over	192	..	300	..	803	..	70	21	6	97	£48,402
Employers—Males 105, female 1.											

FACTORIES—*continued.*

TABLE 1—*continued.*

Ages.	Number of Persons employed, and Weekly Wages.				Total Number employed.	Number of whom are Indentured Apprentices.	Number of Work-rooms employing				Total Wages paid during the Year
	Males.		Females.				Up to 8 Persons.	9 to 30 Persons.	More than 30 Persons.	Total.	
	Number	Weekly Wages.	Number	Weekly Wages.							
AUCKLAND (CITY)—*continued.*											
Tanning and Currying (Tanners).											
21 and over	15	See Table 5	..	..	..	..	..	..	..	..	..
Tanning and Currying (Beamsmen).											
21 and over	11	See Table 5	..	..	..	..	..	..	..	..	..
Tanning and Currying (Curriers).											
21 and over	22	See Table 5	..	..	..	..	..	..	..	..	..
Tanning and Currying (General Hands).											
14 to 16 ..	2	See	..	..							
17 to 20 ..	4	Table	..	..							
21 and over	68	5	..	..	..	..	..	..	..	..	..
Tanning and Currying (Summary).											
14 to 16 ..	2	See	..	..							
17 to 20 ..	4	Table	..	..							
21 and over	116	5	..	..	123	..	2	2	2	6	£15,644
Employer, 1.											
Tea Blending and Packing.											
14 to 16 ..	21	8/ to 11/6	1	10/							
17 to 20 ..	10	15/ to 22/6	6	10/ to 20/							
21 and over	6	20/ to 37/6	1	10/							
	5	40/ to 60/	3	12/6							
	2	65/ & 70/			68	..	10	2	..	12	£3,051
Employers, 13.											
Tinsmithing.											
14 to 16 ..	15	See	..	..							
17 to 20 ..	26	Table	..	..							
21 and over	49	5	..	..	104	..	12	1	..	13	£8,630
Employers, 14.											
Tobacco-cutting and Cigar and Cigarette Making.											
14 to 16 ..	..	..	4	7/ to 10/							
17 to 20 ..	..	..	1	15/							
21 and over	2	20/ & 45/	2	18/ & 22/							
			2	30/ & 32/	15	..	4	..	..	4	£507
Employers, 4.											
Toy and Doll Making.											
14 to 16 ..	6	10/ to 16/6	1	7/6							
17 to 20 ..	1	22/6	..	..							
21 and over	1	30/	..	..							
	2	51/ & 55/	..	..							
	1	60/	..	..	14	..	2	..	..	2	£522
Employers, 2.											
Tram-car Building and Repairing.											
17 to 20 ..	8	See	..	..							
21 and over	115	Table 5	..	..	123	..	1	1	1	3	£16,886
Umbrella Making and Repairing.											
14 to 16 ..	..	..	3	5/ to 10/							
17 to 20 ..	..	..	5	10/ to 20/							
21 and over	1	25/	1	7/6							
	2	42/ & 45/	3	24/ to 27/							
	1	60/			26	..	6	1	..	7	£924
Employers—Males 7, females 3.											
Underclothing-manufacturing and Plain Sewing.											
14 to 16 ..	..	..	20	5/ to 10/							
17 to 20 ..	2	20/ & 30/	36	7/6 to 22/6							
21 and over	2	25/ & 47/6	13	12/6 to 19/6							
	2	50/	45	20/ to 25/							
			6	26/ to 30/							
			2	35/ & 45/	148	..	20	1	2	23	£5,388
Employers—Males 5, females 15.											
Watch and Jewellery Making.											
14 to 16 ..	16	5/ to 10/	..	..							
17 to 20 ..	31	5/ to 40/	..	..							
21 and over	11	20/ to 35/	..	..							
	30	40/ to 57/6	..	..							
	28	60/ to 75/	..	..							
	5	80/ to 100/	..	..	165	..	29	5	1	35	£11,515
Employers, 44.											

FACTORIES—*continued.*

TABLE 1—*continued.*

Ages.	Number of Persons employed, and Weekly Wages.						Number of Work-rooms employing				Total Wages paid during the Year
	Males.		Females.		Total Number employed.	Number of whom are Indentured Apprentices.	Up to 8 Persons.	9 to 30 Persons.	More than 30 Persons.	Total.	
	Number	Weekly Wages.	Number	Weekly Wages.							
AUCKLAND (CITY)—*continued.*											
Whip-manufacturing.											
17 to 20 ..	1	25/	..	..							
21 and over	2	50/ & 80/	..	..	4	..	1	..	..	1	£348
Employer, 1.											
Wine-manufacturing.											
21 and over	1	40/	..	..	2	..	1	..	..	1	£10
Employer—Female 1.											
Wire Mattress and Cage Making, &c.											
14 to 16 ..	4	7/6 to 15/	..	..							
17 to 20 ..	2	15/ & 20/	..	..							
	1	32/6	..	..							
21 and over	8	40/ to 50/	..	..							
	2	52/ & 55/	..	..	23	..	5	..	..	5	£1,174
Employers, 6.											
Woollen-milling (Designers and Pattern-makers).											
21 and over	1	35/	..								
	2	60/ & 65/	..	..	..	..	..	..	..	..	..
Woollen-milling (Wool-classers).											
21 and over	2	45/ & 60/	..	..	..	..	..	..	..	..	..
Woollen-milling (Carders).											
14 to 16 ..	2	12/ & 13/	..	..							
17 to 20 ..	1	16/	..	..							
	3	40/ to 42/	..	..							
21 and over	1	70/	..	..	..	..	..	..	..	..	..
Woollen-milling (Finishers).											
14 to 16 ..	..	..	3	12/ to 13/							
17 to 20 ..	..	..	3	18/							
21 and over	2	40/ & 70/	2	25/6	..	..	..	..	..	..	..
Woollen-milling (Engineer).											
21 and over	1	60/	..	..	..	..	..	..	..	..	..
Woollen-milling (Millers).											
21 and over	2	40/	..	..							
	1	60/	..	..	..	..	..	..	..	..	..
Woollen-milling (Spinners).											
14 to 16 ..	..	..	10	10/ to 15/							
21 and over	2	42/ & 60/	..	..	..	..	..	..	..	..	..
Woollen-milling (Warpers and Winders).											
14 to 16 ..	..	..	6	11/							
21 and over	2	40/ & 50/	1	20/	..	..	..	..	..	..	..
Woollen-milling (Dyers).											
21 and over	2	37/6	..	..							
	1	70/	..	..	..	..	..	..	..	..	..
Woollen-milling (Weavers).											
17 to 20 ..	..	..	7	5/ to 25/							
21 and over	..	..	13	25/	..	..	..	..	..	..	..
Woollen-milling (General Hands).											
14 to 16 ..	..	..	1	13/							
21 and over	1	60/	..	..	..	..	..	..	..	..	..
Woollen-milling (Summary).											
14 to 16 ..	2	..	20	..							
17 to 20 ..	1	..	10	..							
21 and over	23	..	16	..	72	..	..	..	1	1	£5,152
Wool Rug and Mat Making.											
17 to 20 ..	1	13/	2	17/6 & 20/	4	..	1	..	..	1	£131
Employer, 1.											
Wool and Hemp Dumping.											
21 and over	26	48/	..	..							
	2	60/ & 75/	..	..	28	..	..	2	..	2	£2,133

FACTORIES—*continued.*

TABLE 1—*continued.*

Ages.	Number of Persons employed, and Weekly Wages.						Number of Work-rooms employing				Total Wages paid during the Year
	Males.		Females.		Total Number employed.	Number of whom are Indentured Apprentices.	Up to 8 Persons.	9 to 30 Persons.	More than 30 Persons.	Total.	
	Number	Weekly Wages.	Number	Weekly Wages.							
WELLINGTON (CITY).											
Aerated-water and Cordial Manufacturing.											
14 to 16 ..	2	10/ to 15/	2	12/6 & 15/							
17 to 20 ..	7	17/6 to 27/6	..								
21 and over	5	37/6 to 42/									
	29	45/ to 50/	2	15/ & 20/							
	13	51/ to 60/									
	4	65/ to 80/			74	..	10	2	..	12	£8,505
Employers, 10.											
Agricultural-implement Making.											
21 and over	8	See Table 5	..	..	9	..	2	..	..	2	£829
Employer, 1.											
Asphalt-making.											
21 and over	1	30/	..	..							
	3	51/ to 54/	..	..	10	..	3	..	..	3	£503
Employers, 6.											
Bacon-curing.											
14 to 16 ..	4	15/ to 22/6	..	..							
17 to 20 ..	6	30/ to 45/6	..	..							
21 and over	1	37/11	..	..							
	33	45/6 to 56/11	..	..							
	10	60/ to 68/3	..	..							
	3	72/ to 80/	..	..	57	..	..	..	1	1	£6,022
Basketware and Perambulator Manufacturing.											
14 to 16 ..	7	7/6 to 15/	1	10/							
17 to 20 ..	9	15/ to 32/6	3	17/6 to 25/							
21 and over	5	29/ to 42/									
	10	50/ to 60/	2	23/ & 25/							
	1	80/			47	..	8	1	..	9	£3,166
Employers, 9.											
Billiard-table Making.											
14 to 16 ..	2	6/ & 15/	..	..							
17 to 20 ..	3	12/6 to 25/	..	..							
21 and over	3	45/ to 50/	..	..							
	16	57/6 to 66/	..	..							
	2	70/ & 80/	..	..	26	..	..	2	..	2	£3,480
Biscuit and Confectionery Making.											
14 to 16 ..	3	10/ to 12/	18	8/ to 15/							
17 to 20 ..	11	15/ to 45/	20	10/ to 25/							
21 and over	2	30/	3	15/ to 18/							
	10	45/ to 55/	4	22/6 to 25/							
	6	60/	1	35/							
	2	70/			88	..	5	2	1	8	£7,972
Employers—Males 7, female 1.											
Blacksmithing, Farriery, &c.											
14 to 16 ..	4	See	..	..							
17 to 20 ..	11	Table	..	..							
21 and over	23	5	..	..	62	..	23	..	..	23	£3,765
Employers, 24.											
Blindmaking.											
21 and over	2	35/ & 36/	..	..	5	..	1	..	..	1	£172
Employers, 3.											
Boatbuilding.											
14 to 16 ..	1	20/	..	..							
21 and over	1	60/	..	..	4	..	2	..	..	2	£498
Employers, 2.											
Boot-manufacturing (Rough-stuff Cutters).											
17 to 20 ..	1	See	..	..							
21 and over	17	Table 5	..	..	..	..	..	..	..	..	..
Boot-manufacturing (Benchmen).											
14 to 16 ..	3	See	..	..							
17 to 20 ..	10	Table	..	..							
21 and over	82	5	..	..	..	..	..	..	..	..	..
Boot-manufacturing (Clickers).											
14 to 16 ..	1	See	..	..							
17 to 20 ..	4	Table	..	..							
21 and over	20	5	..	..	..	..	..	..	..	..	..

FACTORIES—*continued.*

TABLE 1—*continued.*

Ages.	Number of Persons employed, and Weekly Wages.				Total Number employed.	Number of whom are Indentured Apprentices.	Number of Work-rooms employing				Total Wages paid during the Year.
	Males.		Females.				Up to 8 Persons.	9 to 30 Persons.	More than 30 Persons.	Total.	
	Number	Weekly Wages.	Number	Weekly Wages.							
WELLINGTON (CITY)—*continued.*											
Boot-manufacturing (Machinists).											
14 to 16 ..	..	See	14	See							
17 to 20 ..	..	Table	29	Table							
21 and over	2	5	46	5	..	..	..	..	..	..	..
Boot-manufacturing (Pump and Welt Hands).											
21 and over	6	See Table 5	..	..	..	..	..	..	..	..	..
Boot-manufacturing (Sizers).											
14 to 16 ..	1	See	3	See							
17 to 20 ..	2	Table	3	Table							
21 and over	5	5	..	5	..	..	..	..	..	..	..
Boot-manufacturing (Finishers).											
14 to 16 ..	2	See	..	..							
17 to 20 ..	6	Table	..	..							
21 and over	33	5	..	..	..	..	..	..	..	..	..
Boot-manufacturing (Fitters and Table Hands).											
14 to 16 ..	..	..	6	See							
17 to 20 ..	..	..	6	Table							
21 and over	..	..	9	5	..	..	..	..	..	..	..
Boot-manufacturing (Packers and Show-room Hands).											
14 to 16 ..	..	See	1	See							
21 and over	3	Table 5	..	Table 5	..	..	..	..	..	..	..
Boot-manufacturing (General Hands in Larger Factories).											
14 to 16 ..	3	See	3	See							
17 to 20 ..	5	Table	4	Table							
21 and over	32	5	13	5	..	..	..	..	..	..	..
Boot-manufacturing (General Hands and Repairers in Smaller Factories).											
14 to 16 ..	9	See	1	See							
17 to 20 ..	8	Table	2	Table							
21 and over	75	5	6	5	..	..	..	..	..	..	..
Boot-manufacturing (Summary).											
14 to 16 ..	19	..	28	..							
17 to 20 ..	36	..	44	..							
21 and over	275	..	74	..	548	..	54	5	4	63	£39,844
Employers—Males 70, females 2.											
Bottling.											
17 to 20 ..	1	27/6	..	..							
21 and over	10	42/ to 50/	1	15/	23	..	7	..	..	7	£2,055
	6	52/6 to 60/									
Employers, 5.											
Brass and Copper Founding and Finishing.											
14 to 16 ..	11	See	..	..							
17 to 20 ..	15	Table	..	..							
21 and over	30	5	..	..	66	..	8	2	..	10	£5,612
Employers, 10.											
Bread and Small-goods Baking.											
14 to 16 ..	7	See	..	See							
17 to 20 ..	19	Table	..	Table							
21 and over	88	5	2	5	200	..	71	..	..	71	£13,712
Employers, 84.											
Brewing and Malting, &c.											
	2	20/ & 30/	..	..							
	26	40/ to 50/	..	..							
21 and over	13	54/ to 60/	..	..							
	3	65/ to 70/	..	..							
	3	180/ to 260/	..	..	49	..	2	1	1	4	£7,768
Employers, 2.											
Brick, Tile, and Pottery Making.											
14 to 16 ..	2	16/ & 20/	..	..							
17 to 20 ..	18	18/ to 36/	..	..							
	59	40/ to 54/	..	..							
21 and over	36	60/ to 74/	..	..							
	3	80/ to 100/	..	..	125	..	4	6	..	10	£16,382
Employers, 7.											
Brushware-manufacturing.											
17 to 20 ..	3	30/	..	..							
21 and over	2	50/ & 70/	2	15/ & 27/6	8	..	1	..	..	1	£539
Employer, 1.											

FACTORIES—*continued.*

TABLE 1—*continued.*

Ages.	Number of Persons employed, and Weekly Wages.						Number of Work-rooms employing				Total Wages paid during the Year
	Males.		Females.		Total Number employed.	Number of whom are Indentured Apprentices.	Up to 8 Persons.	9 to 30 Persons.	More than 30 Persons.	Total.	
	Number	Weekly Wages.	Number	Weekly Wages.							
WELLINGTON (CITY)—*continued.*											
Butchers' Small-goods Manufacturing.											
17 to 20 ..	3	See	..	..							
21 and over	32	Table 5	..	..	80	..	40	..	..	40	£4,784
Employers, 45.											
Butter Making and Packing.											
14 to 16 ..	1	15/	..	..							
17 to 20 ..	3	15/ to 27/6	..	..							
21 and over	9	25/ to 35/	..	..							
	25	40/ to 55/	..	..							
	7	60/ to 70/	..	..							
	1	100/	..	..	53	..	7	2	..	9	£5,271
Employers, 7.											
Cabinetmaking and Upholstering (Machinists).											
14 to 16 ..	1	See	..	..							
17 to 20 ..	3	Table	..	..							
21 and over	8	5	..	..	..	..	..	..	..	..	..
Cabinetmaking and Upholstering (Upholsterers).											
14 to 16 ..	3	See	..	See							
17 to 20 ..	11	Table	7	Table							
21 and over	33	5	17	5	..	..	..	..	..	..	..
Cabinetmaking and Upholstering (Cabinetmakers).											
14 to 16 ..	4	See	..	..							
17 to 20 ..	15	Table	..	..							
21 and over	60	5	..	..	..	..	..	..	..	..	..
Cabinetmaking and Upholstering (General Hands, unspecified).											
14 to 16 ..	10	See	..	..							
17 to 20 ..	22	Table	..	..							
21 and over	61	5	..	..	..	..	..	..	..	..	..
Cabinetmaking and Upholstering (Summary).											
14 to 16 ..	18	..	..	..							
17 to 20 ..	51	..	7	..							
21 and over	162	..	17	..	322	..	52	7	2	61	£25,052
Employers, 67.											
Cardboard-box Making.											
14 to 16 ..	2	10/ & 12/6	3	10/ to 11/3							
17 to 20 ..	..	..	15	10/ to 25/							
21 and over	3	30/ to 40/	2	12/6 & 17/6							
	2	47/ & 55/7	5	20/ to 25/							
	4	65/ to 80/	5	27/6 to 30/	42	..	1	..	1	2	£3,104
Emp'oyer, 1.											
Carpentering and Joinery.											
14 to 16 ..	4	See	..	..							
17 to 20 ..	30	Table	..	..							
21 and over	106	5	..	..	216	..	62	1	..	63	£13,514
Employers, 76.											
Chemical and Drug Manufacturing.											
14 to 16 ..	1	15/	3	10/ to 12/6							
17 to 20 ..	4	15/ to 35/	5	14/ to 16/							
21 and over	8	40/ to 50/	6	12/ to 17/6							
	5	55/ to 60/	6	20/ to 25/							
	1	100/	2	32/6 & 60/	47	..	7	1	..	8	£3,460
Employers, 6.											
Clothing-manufacturing (Cutters and Foremen).											
14 to 16 ..	2	10/ & 15/	..	..							
17 to 20 ..	7	12/6 to 30/	..	..							
21 and over	4	30/ to 35/	..	..							
	14	45/ to 65/	..	..							
	8	70/ to 85/	..	..							
	3	90/ to 100/	..	..	..	..	..	..	..	..	..
Clothing-manufacturing (Coat Hands).											
14 to 16 ..	..	..	27	See							
17 to 20 ..	..	..	47	Table							
21 and over	..	..	39	5	..	..	..	..	..	..	..
Clothing-manufacturing (Trousers and Vest Hands).											
14 to 16 ..	..	..	17	See							
17 to 20 ..	..	..	24	Table							
21 and over	..	..	46	5	..	..	..	..	..	..	..

FACTORIES—*continued.*

TABLE 1—*continued.*

Ages.	Number of Persons employed, and Weekly Wages.						Number of Work-rooms employing				Total Wages paid during the Year
	Males.		Females.		Total Number employed.	Number of whom are Indentured Apprentices.	Up to 8 Persons.	9 to 30 Persons.	More than 30 Persons.	Total	
	Number	Weekly Wages.	Number	Weekly Wages.							
WELLINGTON (CITY)—*continued.*											
Clothing-manufacturing (Machinists).											
14 to 16 ..	1	See	14	See							
17 to 20 ..	..	Table	46	Table							
21 and over	2	5	65	5	..	..	..	..	..	..	..
Clothing-manufacturing (Pressers).											
14 to 16 ..	8	See	..	..							
17 to 20 ..	12	Table	..	..							
21 and over	26	5	..	..	..	..	..	..	..	..	..
Clothing-manufacturing (Ladies' Tailoring).											
14 to 16 ..	..	..	16	..							
17 to 20 ..	..	..	14	..							
21 and over	..	..	8	..	..	..	..	..	..	..	..
Clothing-manufacturing (General Hands).											
14 to 16 ..	..	See	4	See							
17 to 20 ..	..	Table	12	Table							
21 and over	6	5	21	5	..	..	..	..	..	..	..
Clothing-manufacturing (Waterproof Clothing).											
21 and over	..	..	2	See Table 5	..	..	..	..	..	..	..
Clothing-manufacturing (Summary).											
14 to 16 ..	11	..	78	..							
17 to 20 ..	19	..	143	..							
21 and over	63	..	181	..	502	..	..	4	6	10	£28,309
Employers, 7.											
Coachbuilding (Bodymakers).											
17 to 20 ..	3	See	..	..							
21 and over	11	Table 5	..	..	..	..	..	..	..	..	..
Coachbuilding (Blacksmiths).											
14 to 16 ..	2	See	..	..							
17 to 20 ..	4	Table	..	..							
21 and over	5	5	..	..	..	..	..	..	..	..	..
Coachbuilding (Helpers).											
17 to 20 ..	1	See	..	..							
21 and over	2	Table 5	..	..	..	..	..	..	..	..	..
Coachbuilding (Wheelwrights).											
17 to 20 ..	1	See	..	..							
21 and over	2	Table 5	..	..	..	..	..	..	..	..	..
Coachbuilding (Painters).											
14 to 16 ..	1	See	..	..							
17 to 20 ..	3	Table	..	..							
21 and over	7	5	..	..	..	..	..	..	..	..	..
Coachbuilding (Trimmers).											
17 to 20 ..	1	See	..	..							
21 and over	2	Table 5	..	..	..	..	..	..	..	..	..
Coachbuilding (General Hands).											
14 to 16 ..	2	See	..	..							
17 to 20 ..	9	Table	..	..							
21 and over	17	5	..	..	..	..	..	..	..	..	..
Coachbuilding (Summary).											
14 to 16 ..	5	..	..	..							
17 to 20 ..	22	..	..	..							
21 and over	46	..	..	..	86	..	10	4	..	14	£8,080
Employers, 13.											
Condiment Making and Packing.											
14 to 16 ..	4	10/ to 18/	5	8/ to 20/							
17 to 20 ..	5	17/6 to 22/6	16	12/6 to 25/							
21 and over	7	20/ to 35/	1	14/							
	6	40/ to 50/	10	15/ to 20/							
	5	55/ to 65/	5	21/ to 25/							
	2	70/			73	..	6	3	..	9	£3,787
Employers, 7.											

FACTORIES—*continued.*

TABLE 1—*continued.*

Ages.	Number of Persons employed, and Weekly Wages.				Total Number employed.	Number of whom are Indentured Apprentices.	Number of Work-rooms employing				Total Wages paid during the Year
	Males.		Females.				Up to 8 Persons.	9 to 30 Persons.	More than 30 Persons.	Total.	
	Number	Weekly Wages.	Number	Weekly Wages.							
WELLINGTON (CITY)—*continued.*											
Coopering and Casemaking.											
14 to 16 ..	1	See	..	..							
17 to 20 ..	3	Table	..	..							
21 and over	37	5	..	..	43	..	1	2	..	3	£4,037
Employers, 2.											
Corset and Belt Making.											
21 and over	..	..	2	17/6 & 27/6	2	..	1	..	..	1	£76
Cycle and Motor Engineering.											
14 to 16 ..	6	7/ to 15/	..	..							
17 to 20 ..	13	6/ to 27/6	..	..							
21 and over	5	25/ to 37/6	..	..							
	11	40/ to 56/3	..	..							
	9	60/ to 80/	..	..	69	..	24	..	..	24	£2,716
Employers, 25.											
Dentistry (Mechanical).											
17 to 20 ..	7	5/ to 40/	1	15/							
21 and over	2	25/	2	12/6 & 25/							
	10	50/ to /70	2	31/3							
	3	80/ to 90/			47	..	18	..	..	18	£2,791
Employers, 20.											
Dressmaking and Millinery (Dressmakers).											
14 to 16 ..	..	..	95	5/ to 11/							
17 to 20 ..	..	..	146	5/ to 27/6							
			22	10/ to 17/6							
21 and over	6	55/ to 65/	143	20/ to 30/							
	4	70/ to 80/	46	32/6 to 60/							
	3	100/	10	70/ to 140/	538	..	50	11	2	63	£22,613
Employers—Males 2, females 61.											
Dressmaking and Millinery (Milliners).											
14 to 16 ..	..	..	38	5/ to 11/							
17 to 20 ..	..	..	76	5/ to 22/6							
			15	8/ to 17/6							
21 and over	..	..	24	20/ to 42/6							
			10	50/ to 75/	175	..	19	5	1	25	£5,914
Employers—Females 12.											
Dyeing, Cleaning, and Feather-dressing.											
14 to 16 ..	1	12/6	..	..							
17 to 20 ..	3	20/to 27/	4	10/ to 15/							
21 and over	1	40/	4	15/							
	5	50/	4	20/							
	1	67/	1	22/6	39	..	11	1	..	12	£1,360
Employers—Males 11, females 4.											
Electric Light and Power Generation.											
14 to 16 ..	2	10/ & 12/6	..	..							
17 to 20 ..	1	17/6	..	..							
21 and over	27	54/ to 63/	..	..							
	17	66/ to 75/	..	..							
	7	80/ to 100/	..	..							
	3	110/ to 173/	..	..	57	..	..	2	..	2	£9,702
Electrical Engineering.											
14 to 16 ..	6	See	..	..							
17 to 20 ..	14	Table	..	..							
21 and over	30	5	..	..	50	..	8	2	..	10	£4,504
Engineering (Pattern-making).											
14 to 16 ..	2	See	..	..							
17 to 20 ..	3	Table	..	..							
21 and over	5	5	..	..	..	..	..	..	..	..	..
Engineering (Moulders).											
17 to 20 ..	1	See	..	..							
21 and over	20	Table 5	..	..	..	..	..	..	..	..	..
Engineering (Fitters and Turners).											
14 to 16 ..	16	See	..	..							
17 to 20 ..	54	Table	..	..							
21 and over	35	5	..	..	..	..	..	..	..	..	..
Engineering (Blacksmiths).											
21 and over	14	See Table 5	..	..	..	..	..	..	..	..	..

FACTORIES—*continued.*

TABLE 1—*continued.*

Ages.	Number of Persons employed, and Weekly Wages.						Number of Work-rooms employing				Total Wages paid during the Year
	Males.		Females.		Total Number employed.	Number of whom are Indentured Apprentices.	Up to 8 Persons.	9 to 30 Persons.	More than 30 Persons.	Total.	
	Number	Weekly Wages.	Number	Weekly Wages.							
WELLINGTON (CITY)—*continued.*											
Engineering (Boilermakers).											
14 to 16 ..	2	See	..	..							
17 to 20 ..	4	Table	..	..							
21 and over	24	5	..	..	..	..	..	..	..	..	..
Engineering (Labourers).											
21 and over	9	See Table 5	..	..	..	..	..	..	..	..	..
Engineering (Engine-drivers).											
21 and over	3	See Table 5	..	..	..	..	..	..	..	..	..
Engineering (General Hands).											
14 to 16 ..	5	See	..	..							
17 to 20 ..	19	Table	..	..							
21 and over	49	5	..	..	..	..	..	..	..	..	..
Engineering (Summary).											
14 to 16 ..	25	..	..	..							
17 to 20 ..	81	..	..	..							
21 and over	159	..	..	..	295	..	16	5	2	23	£31,269
Employers, 30.											
Embroidery and Regalia Making.											
14 to 16 ..	..	..	1	5/	2	..	1	..	..	1	..
Employer—Female 1.											
Engraving and Electroplating.											
14 to 16 ..	2	12/ & 15/	..	..							
17 to 20 ..	2	20/ & 25/	1	17/6							
21 and over	3	25/ to 35/	2	20/ & 25/							
	7	40/ to 60/									
	2	80/ & 90/			27	..	6	1	..	7	£1,802
Employers, 8.											
Fellmongering.											
14 to 16 ..	3	See	..	..							
17 to 20 ..	2	Table	..	..							
21 and over	122	5	..	..	128	..	1	..	2	3	£16,037
Employer, 1.											
Fibrous-plaster Working.											
17 to 20 ..	6	13/ to 23/	..	..							
21 and over	4	33/ to 41/3	..	..							
	4	45/ to 60/	..	..							
	2	72/ & 78/	..	..							
	2	80/ & 90/	..	..	21	..	3	1	..	4	£2,490
Employers, 3.											
Firewood-cutting and Corn-crushing.											
14 to 16 ..	1	15/	..	..							
17 to 20 ..	1	30/	..	..							
21 and over	11	45/ to 47/6	..	..							
	9	48/ to 57/	..	..							
	6	60/ to 62/6	..	..	47	..	20	..	..	20	£3,438
Employers, 19.											
Fish-curing.											
21 and over	3	40/ to 50/	..	..							
	5	55/ to 60/	..	..							
	1	90/	..	..	9	..	3	..	..	3	£1,277
Flock-manufacturing.											
21 and over	2	48/	2	18/	3	..	1	..	..	1	£294
Employer, 1.											
Flour-milling.											
21 and over	2	30/ & 60/	..	..	3	..	1	..	..	1	£234
Employer, 1.											
Fur-rug Making.											
14 to 16 ..	..	..	3	5/ to 10/							
21 and over	2	40/	..	..							
	1	42/	..	..	11	..	3	..	..	3	£376
Employers, 5.											
Gas and Coke Manufacturing.											
21 and over	218	See Table 5	..	..	218	..	1	..	1	2	£29,424

FACTORIES—*continued.*

TABLE 1—*continued.*

Ages	Number of Persons employed, and Weekly Wages.				Total Number employed.	Number of whom are Indentured Apprentices.	Number of Work-rooms employing				Total Wages paid during the Year
	Males.		Females.				Up to 8 Persons.	9 to 30 Persons.	More than 30 Persons.	Total.	
	Number	Weekly Wages.	Number	Weekly Wages.							
WELLINGTON (CITY)—*continued.*											
Glass Bevelling and Silvering.											
14 to 16 ..	2	15/ & 17/	..	..							
17 to 20 ..	4	33/ to 42/	..	..							
21 and over	3	39/ to 48/	..	..							
	4	50/ to 60/	..	..	15	..	..	1	..	1	£1,370
Employers, 2.											
Gun and Lock Smithing.											
17 to 20 ..	2	16/6 & 35/	..	..							
21 and over	1	54/6	..	..	5	..	2	..	..	2	£276
Employers, 2.											
Hat and Cap Making.											
14 to 16 ..	..	..	4	5/ to 10/							
17 to 20 ..	4	15/ to 35/	6	10/ to 30/							
21 and over	4	30/ to 40/	5	15/ to 26/							
	4	50/ to 65/	1	35/							
	3	80/	5	40/	38	..	2	3	..	5	£2,794
Employers, 2.											
Hosiery-knitting.											
17 to 20 ..	1	23/	1	11/							
21 and over	..	..	1	14/6							
			2	25/	8	..	3	..	..	3	£255
Employers—Males 2, female 1.											
Incandescent-mantle Making.											
14 to 16 ..	..	..	2	10/							
17 to 20 ..	..	..	6	10/ to 17/6							
21 and over	..	..	5	25/							
			1	47/6	14	..	..	1	..	1	£697
Laundry-work (European).*											
14 to 16 ..	..	..	14	8/ to 16/							
17 to 20 ..	5	20/ to 35/	35	12/ to 24/							
21 and over	2	30/ & 42/	11	10/ to 17/							
	21	45/ to 55/	89	18/ to 25/							
	4	58/6 to 60/	20	26/ to 30/							
			3	35/ to 40/	243	..	24	5	2	31	£13,619
Employers—Males 12, females 27.											
Laundry-work (Chinese).											
21 and over	6	30/	..	..							
	4	32/6 to 35/	..	..							
	1	40/	..	..	72	..	39	..	..	39	£728
Employers, 61.											
Leadlight-manufacturing.											
14 to 16 ..	2	15/ & 20/	..	..							
17 to 20 ..	2	25/ & 30/	..	..							
21 and over	1	27/6	..	..							
	5	60/ to 66/	..	..							
	3	70/ to 80/	..	..	14	..	2	..	..	2	£1,620
Lead-headed-nail and Traps, &c., Making.											
14 to 16 ..	2	10/ & 20/	..	..							
17 to 20 ..	3	25/ to 27/6	..	..							
21 and over	2	48/ & 50/	..	..							
	2	54/ & 65/	..	..	11	..	3	..	..	3	£523
Employers, 2.											
Manure-making.											
21 and over	11	44/ to 48/	..	..							
	25	49/6 to 52/2	..	..							
	2	66/ & 80/	..	..	40	..	1	3	..	4	£4,864
Employers, 2.											
Marine-stores Preparing.											
17 to 20 ..	4	18/ to 30/	..	..							
21 and over	1	35/	2	15/							
	5	47/ to 50/	1	20/	18	..	4	..	..	4	£850
Employers, 5.											
Meat Slaughtering and Freezing (Slaughtermen).											
17 to 20 ..	4	See	..	..							
21 and over	184	Table 5	..	..	..	..	..	..	..	..	..
Meat Slaughtering and Freezing (Freezers and Chamber Hands).											
21 and over	31	65/ to 66/	..	..							
	23	69/6	..	..							
	1	75/	..	..	..	..	..	..	..	..	..

* There are also three charitable institutions employing 46 females to whom no wages are paid.

FACTORIES—*continued.*

TABLE 1—*continued.*

Ages.	Number of Persons employed, and Weekly Wages.						Number of Work-rooms employing				Total Wages paid during the Year
	Males.		Females.		Total Number employed.	Number of whom are Indentured Apprentices.	Up to 8 Persons.	9 to 30 Persons.	More than 30 Persons.	Total.	
	Number	Weekly Wages.	Number	Weekly Wages.							
WELLINGTON (CITY)—*continued.*											
Meat Slaughtering and Freezing (Preservers).											
14 to 16 ..	4	14/ to 24/4	..	..							
17 to 20 ..	10	22/6 to 42/	..	..							
21 and over	4	35/10 to 42/6	..	..							
	11	45/ to 60/	..	..							
	21	60/ to 66/7	..	..							
	4	70/ to 80/	..	..	..	..	..	..	..	..	..
Meat Slaughtering and Freezing (Oleo and Tallow Hands).											
21 and over	2	56/10 & 59/7	..	..							
	13	66/5 to 72/7	..	..							
	1	85/	..	..	..	..	..	..	..	..	..
Meat Slaughtering and Freezing (Yard and Pen Men).											
21 and over	7	48/	..	..							
	4	50/	..	..							
	1	60/	..	..	..	..	..	..	..	..	..
Meat Slaughtering and Freezing (Calico-bag Making).											
14 to 16 ..	3	10/ to 11/	..	..							
17 to 20 ..	..	..	2	24/9							
21 and over	2	50/ & 54/	2	24/9							
	2	60/			..	..	..	..	..	..	..
Meat Slaughtering and Freezing (Tinsmiths).											
14 to 16 ..	1	See	..	..							
17 to 20 ..	1	Table	..	..							
21 and over	13	5	..	..	..	..	..	..	..	..	..
Meat Slaughtering and Freezing (Labourers).											
14 to 16 ..	5	15/ to 24/	..	..							
17 to 20 ..	5	24/ to 56/6	..	..							
21 and over	14	34/ to 40/	..	..							
	17	44/ to 48/	..	..							
	75	50/ to 60/	..	..							
	7	64/ to 70/	..	..							
	2	72/6 & 80/	..	..	..	..	..	..	..	..	..
Meat Slaughtering and Freezing (Blacksmiths, Boilermakers, and Carpenters).											
14 to 16 ..	1	See	..	..							
17 to 20 ..	2	Table	..	..							
21 and over	25	5	..	..	..	..	..	..	..	..	..
Meat Slaughtering and Freezing (Engineers and Fitters).											
14 to 16 ..	3	15/6 to 20/	..	..							
17 to 20 ..	5	16/6 to 25/	..	..							
21 and over	33	58/6 to 60/	..	..							
	10	64/ to 75/	..	..							
	5	80/ to 95/	..	..	..	..	..	..	..	..	..
Meat Slaughtering and Freezing (Stokers and Greasers).											
17 to 20 ..	2	30/ & 42/	..	..							
21 and over	14	46/ to 56/3	..	..							
	16	60/ to 65/	..	..							
	1	68/	..	..	..	..	..	..	..	..	..
Meat Slaughtering and Freezing (Summary).											
14 to 16 ..	17	..	..	..							
17 to 20 ..	29	..	2	..							
21 and over	543	..	2	..	594	..	..	1	3	4	£104,071
Employer, 1.											
Monumental Masonry.											
14 to 16 ..	1	See	..	..							
21 and over	11	Table 5	..	..	20	..	4	..	..	4	£1,798
Employers, 8.											
Neck-tie Making.											
14 to 16 ..	..	..	1	10/							
17 to 20 ..	..	..	5	20/ to 34/							
21 and over	..	..	2	20/ & 21/							
			1	35/	10	..	..	1	..	1	£420
Employer, 1.											

FACTORIES—*continued.*

TABLE 1—*continued.*

Ages	Number of Persons employed, and Weekly Wages.				Total Number employed.	Number of whom are Indentured Apprentices.	Number of Work-rooms employing				Total Wages paid during the Year
	Males.		Females.				Up to 8 Persons.	9 to 30 Persons.	More than 30 Persons.	Total.	
	Number	Weekly Wages.	Number	Weekly Wages.							
WELLINGTON (CITY)—*continued.*											
Oil Canning and Packing.											
17 to 20 ..	2	25/ & 30/	..	..							
21 and over	3	25/ to 35/	..	..							
	6	42/ to 55/	..	..							
	1	70/	..	..	13	..	1	1	..	2	£1,294
Employer, 1.											
Optical Work.											
17 to 20 ..	2	17/6 & 20/	..	..							
21 and over	2	60/	..	..							
	2	75/ & 80/	..	..	8	..	4	..	..	4	£887
Employers, 2.											
Organ-building and Piano-repairing.											
17 to 20 ..	3	10/ to 18/	..	..							
21 and over	2	15/ & 25/	..	..							
	4	40/ to 55/	..	..							
	9	60/ to 67/6	..	..							
	4	70/ & 80/	..	..	26	..	9	..	..	9	£1,733
Employers, 4.											
Photography.											
14 to 16 ..	..	..	2	5/							
17 to 20 ..	1	17/6	6	10/ to 17/6							
21 and over	1	30/	4	10/ to 20/							
	6	40/ to 50/	6	25/ to 35/							
	2	70/ & 80/	1	50/	45	..	13	..	..	13	£1,651
Employers—Males 14, females 2.											
Picture-framing.											
14 to 16 ..	3	7/6 to 12/6	..	..							
17 to 20 ..	3	12/ to 15/	2	10/							
21 and over	3	37/6	4	16/ to 27/6							
	6	50/ to 60/	4	32/6 to 46/							
	4	65/ to 76/	1	50/	44	..	10	1	..	11	£2,439
Employers, 14.											
Plumbing and Gasfitting.											
14 to 16 ..	25	See	..	..							
17 to 20 ..	48	Table	..	..							
21 and over	103	5	..	..	231	..	42	6	..	48	£18,754
Employers, 55.											
Portmanteau and Leather-goods Making.											
14 to 16 ..	2	See	..	..							
21 and over	3	Table 5	1	48/	10	..	3	..	..	3	£736
Employers, 4.											
Printing and Bookbinding, &c. (Compositors).											
14 to 16 ..	11	See	..	See							
17 to 20 ..	13	Table	..	Table							
21 and over	69	5	1	5	..	..	..	..	..	..	..
Printing and Bookbinding, &c. (Typesetting-machine Operators).											
14 to 16 ..	1	See	..	..							
17 to 20 ..	2	Table	..	..							
21 and over	43	5	..	..	..	..	..	..	..	..	..
Printing and Bookbinding, &c. (Machinists).											
14 to 16 ..	6	See	..	See							
17 to 20 ..	11	Table	3	Table							
21 and over	35	5	1	5	..	..	..	..	..	..	..
Printing and Bookbinding, &c. (Stereotypers).											
17 to 20 ..	1	See	..	..							
21 and over	11	Table 5	..	..	..	..	..	..	..	..	..
Printing and Bookbinding, &c. (Lithographers).											
14 to 16 ..	1	See	..	..							
17 to 20 ..	5	Table	..	..							
21 and over	9	5	..	..	..	..	..	..	..	..	..
Printing and Bookbinding, &c. (Publishing Hands).											
14 to 16 ..	1	15/	..	..							
17 to 20 ..	9	12/6 to 45/	3	8/9 to 16/							
21 and over	7	20/ to 45/	..	..							
	4	50/ to 60/	..	..							
	2	70/ & 80/	..	..							
	2	100/ & 120/	..	..	..	..	..	..	..	..	..

FACTORIES—*continued.*

TABLE 1—*continued.*

Ages.	Number of Persons employed, and Weekly Wages.						Number of Work-rooms employing				Total Wages paid during the Year
	Males.		Females.		Total Number employed.	Number of whom are Indentured Apprentices.	Up to 8 Persons.	9 to 30 Persons.	More than 30 Persons.	Total	
	Number	Weekly Wages.	Number	Weekly Wages.							
WELLINGTON (CITY)—*continued.*											
Printing and Bookbinding, &c. (Engineers and Mechanics).											
17 to 20 ..	1	25/	..	..							
21 and over	2	60/ & 65/	..	..							
	3	80/ to 90/	..	..							
	4	100/ to 120/	..	..	..	..	..	..	..	..	..
Printing and Bookbinding, &c. (Artists, Engravers, and Process Hands).											
21 and over	2	45/	..	..							
	3	70/ to 85/	..	..							
	3	90/ to 100/	..	..	..	..	..	..	..	..	..
Printing and Bookbinding, &c. (Bookbinders).											
14 to 16 ..	10	See	14	..							
17 to 20 ..	7	Table	20	..							
21 and over	26	5	28	..	..	..	..	..	..	..	..
Printing and Bookbinding, &c. (Paper-rulers).											
14 to 16 ..	2	See	2	..							
17 to 20 ..	..	Table	1	..							
21 and over	6	5	..	..	..	..	..	..	..	..	..
Printing and Bookbinding, &c. (Storemen and Packers).											
21 and over	3	32/6 to 35/	1	17/6							
	3	50/ to 55/									
	1	60/			..	..	..	..	..	..	..
Printing and Bookbinding, &c. (General Hands).											
14 to 16 ..	14	10/ to 20/	2	7/6 & 12/6							
17 to 20 ..	16	12/6 to 50/	3	17/6							
21 and over	12	20/ to 35/	1	17/6							
	11	40/ to 55/	1	20/							
	32	60/ to 75/	1	25/							
	7	80/ to 90/			..	..	..	..	..	..	..
Printing and Bookbinding, &c. (Rubber-stamp Making).											
21 and over	1	65/	..	..	..	..	..	..	..	..	..
Printing and Bookbinding, &c. (Summary).											
14 to 16 ..	46	..	18	..							
17 to 20 ..	65	..	30	..							
21 and over	301	..	34	..	515	..	16	6	6	28	£62,177
Employers, 21.											
Quiltmaking.											
21 and over	..	..	1	10/							
			2	20/ & 24/	4	..	1	..	..	1	£86
Employer—Female 1.											
Range and Stove Manufacturing.											
14 to 16 ..	1	15/	..	..							
17 to 20 ..	5	22/6 to 41/	..	..							
	7	42/6 to 47/	..	..							
21 and over	10	53/ to 60/	..	..							
	2	66/ & 70/6	..	..	27	..	2	1	..	3	£2,466
Employers, 2.											
Saddle and Harness Making.											
14 to 16 ..	5	See	..	..							
17 to 20 ..	3	Table	..	..							
21 and over	51	5	..	..	78	..	15	3	..	18	£7,028
Employers, 19.											
Sail, Tent, and Canvas-goods Making.											
14 to 16 ..	..	..	1	10/							
17 to 20 ..	2	20/ & 32/6	3	17/ to 26/							
21 and over	2	54/6	2	20/ & 24/							
	2	70/ & 73/6	4	27/6							
			2	30/ & 38/	23	..	4	..	..	4	£1,520
Employers—Males 4, female 1.											
Sausage-casing Manufacturing.											
17 to 20 ..	4	See	..	..							
21 and over	36	Table 5	..	..	40	..	..	2	..	2	£4,933
Saw and Tool Making.											
17 to 20 ..	2	10/ & 30/	..	..							
21 and over	2	60/	..	..							
	3	70/ to 76/	..	..	11	..	4	..	..	4	£893
Employers, 4.											

FACTORIES—*continued.*

TABLE 1—*continued.*

Ages.	Number of Persons employed, and Weekly Wages.						Number of Work-rooms employing				Total Wages paid during the Year
	Males.		Females.		Total Number employed.	Number of whom are Indentured Apprentices.	Up to 8 Persons.	9 to 30 Persons.	More than 30 Persons.	Total.	
	Number.	Weekly Wages.	Number.	Weekly Wages.							
WELLINGTON (CITY)—*continued.*											
Sawmilling and Sash and Door Making (Machinists).											
17 to 20 ..	1	See	..	..							
21 and over	17	Table 5	..	..	..	..	..	..	..	..	..
Sawmilling (Saw-sharpeners and Sawyers).											
21 and over	7	See Table 5	..	..	..	..	..	..	..	..	..
Sawmilling (Sash, Door, and Joinery).											
14 to 16 ..	5	See	..	..							
17 to 20 ..	22	Table	..	..							
21 and over	86	5	..	..	..	..	..	..	..	..	..
Sawmilling (Painters).											
21 and over	3	See Table 5	..	..	..	..	..	..	..	..	..
Sawmilling (Yardmen and Labourers).											
14 to 16 ..	5	See	..	..							
17 to 20 ..	11	Table	..	..							
21 and over	34	5	..	..	..	..	..	..	..	..	..
Sawmilling (Engineers and Stokers).											
21 and over	4	See Table 5	..	..	..	..	..	..	..	..	..
Sawmilling (General Hands, unspecified).											
17 to 20 ..	6	See	..	..							
21 and over	22	Table 5	..	..	..	..	..	..	..	..	..
Sawmilling (Summary).											
14 to 16 ..	10	..	..	..							
17 to 20 ..	40	..	..	..							
21 and over	173	..	..	..	233	..	4	7	2	13	£27,906
Employers, 10.											
Seed Cleaning and Packing.											
14 to 16 ..	1	7/6	..	..	2	..	1	..	..	1	£17
Employer, 1.											
Sewing and other Machine Repairing.											
14 to 16 ..	4	10/ to 15/	..	..							
17 to 20 ..	5	15/ to 25/	..	..							
21 and over	4	30/ to 40/	..	..							
	7	60/ to 70/	..	..							
	3	80/ to 120/	..	..	28	..	5	..	..	5	£2,603
Employers, 5.											
Shipwrighting (Carpenters).											
14 to 16 ..	2	8/ & 12/6	..	..							
17 to 20 ..	1	16/	..	..							
21 and over	4	60/	..	..							
	12	69/4	..	..							
	2	70 & 73/6	..	..	..	..	..	..	..	..	..
Shipwrighting (Painters).											
14 to 16 ..	1	6/6	..	..							
21 and over	5	57/10	..	..							
	1	69/4	..	..	..	..	..	..	..	..	..
Shipwrighting (Engineers and Blacksmiths).											
17 to 20 ..	4	See	..	..							
21 and over	18	Table 5	..	..	..	..	..	..	..	..	..
Shipwrighting (Boilermakers).											
17 to 20 ..	1	36/	..	..							
21 and over	8	46/3	..	..							
	6	57/10	..	..							
	2	69/4 & 75/2	..	..	..	..	..	..	..	..	..
Shipwrighting (Sailmakers).											
21 and over	3	57/10	..	..							
	1	61/8	..	..	..	..	..	..	..	..	..
Shipwrighting (General Repairing Hands).											
21 and over	2	42/ & 48/	..	..							
	6	54/ to 70/	..	..							
	1	120/	..	..	..	..	..	..	..	..	..

FACTORIES—*continued.*

TABLE 1—*continued.*

Ages.	Number of Persons employed, and Weekly Wages.				Total Number employed.	Number of whom are Indentured Apprentices.	Number of Work-rooms employing				Total Wages paid during the Year
	Males.		Females.				Up to 8 Persons.	9 to 30 Persons.	More than 30 Persons.	Total.	
	Number	Weekly Wages.	Number	Weekly Wages.							
WELLINGTON (CITY)—*continued.*											
Shipwrighting (Summary).*											
14 to 16 ..	3	..	..	..							
17 to 20 ..	6	..	..	..							
21 and over	71	..	..	..	83	..	2	..	1	3	£13,555
Employers, 3.											
Shirt and Underclothing Making and Plain Sewing.											
14 to 16 ..	..	..	9	8/ to 16/							
17 to 20 ..	..	..	15	8/ to 28/							
			9	11/6 to 16/							
			33	17/6 to 25/							
21 and over	1	65/	12	26/ to 34/							
			5	35/ to 40/	105	..	15	4	..	19	£3,251
Employers—Males 4, females 17.											
Sign and Ticket Writing.											
14 to 16 ..	1	7/6	..	..							
21 and over	1	60/	..	..	5	..	2	..	..	2	..
Employers, 3.											
Soap and Candle Making, &c.											
14 to 16 ..	3	10/	1	10/							
17 to 20 ..	6	18/ to 40/	1	12/6							
	10	42/ to 50/	..	..							
	6	54/ to 60/	..	..							
21 and over	3	66/ to 75/	..	..							
	2	80/ & 120/	..	..	35	..	2	2	..	4	£3,642
Employers, 3.											
Steel-ceiling Making.											
	1	58/8	..	..							
21 and over	2	60/6	..	..							
	1	70/	..	..	4	..	1	..	..	1	£590
Stone Quarrying and Crushing.											
	10	48/ to 50/	..	..							
21 and over	28	54/ to 63/	..	..							
	3	70/ to 72/	..	..	44	..	5	2	..	7	£5,566
Employers, 3.											
Tailoring (Cutters and Foremen).											
17 to 20 ..	1	17/6	..	..							
	2	30/ & 40/	..	..							
21 and over	7	47/6 to 65/	..	..							
	9	75/ to 90/	..	..							
	8	100/ to 160/	..	..	..	..	..	..	..	..	..
Tailoring (Coat Hands).											
14 to 16 ..	1	See	2	See							
17 to 20 ..	15	Table	10	Table							
21 and over	80	5	34	5	..	..	..	..	..	..	..
Tailoring (Trousers and Vest Hands).											
14 to 16 ..	..	See	4	See							
17 to 20 ..	..	Table	8	Table							
21 and over	6	5	83	5	..	..	..	..	..	..	..
Tailoring (Machinists).											
14 to 16 ..	..	..	..	See							
17 to 20 ..	..	..	1	Table							
21 and over	..	..	26	5	..	..	..	..	..	..	..
Tailoring (Pressers).											
14 to 16 ..	1	See	..	..							
17 to 20 ..	1	Table	..	..							
21 and over	15	5	..	..	..	..	..	..	..	..	..
Tailoring (Ladies' Tailoring).											
14 to 16 ..	..	See	3	See							
17 to 20 ..	..	Table	7	Table							
21 and over	9	5	25	5	..	..	..	..	..	..	..
Tailoring (General Hands).											
14 to 16 ..	3	See	7	See							
17 to 20 ..	5	Table	9	Table							
21 and over	68	5	80	5	..	..	..	..	..	..	..

* See also Boatbuilding.

FACTORIES—*continued.*

TABLE 1—*continued.*

Ages.	Number of Persons employed, and Weekly Wages.						Number of Work-rooms employing				Total Wages paid during the Year
	Males.		Females.		Total Number employed.	Number of whom are Indentured Apprentices.	Up to 8 Persons.	9 to 30 Persons.	More than 30 Persons.	Total.	
	Number	Weekly Wages.	Number	Weekly Wages.							
WELLINGTON (CITY)—*continued.*											
Tailoring (Summary).											
14 to 16 ..	5	..	16	..							
17 to 20 ..	22	..	35	..							
21 and over	204	..	248	..	600	..	37	25	3	65	£49,127
Employers—Males 65, females 5.											
Tanning and Currying (Beamsmen).											
21 and over	11	48/ to 51/	..	..	..	..	..	..	..	..	..
Tanning and Currying (Curriers).											
21 and over	3	55/	..	..							
	10	60/	..	..							
	5	72/	..	..	..	..	..	..	..	..	
Tanning and Currying (Shedmen and Packers).											
17 to 20 ..	5	20/ to 35/	..	..							
21 and over	4	48/ to 53/	..	..	..	..	..	..	..	..	..
Tanning and Currying (General Labourers).											
21 and over	11	48/ to 58/	..	..	..	..	..	..	..	..	..
Tanning and Currying (Summary). (See also Fellmongering.)											
17 to 20 ..	5	..	..	..							
21 and over	44	..	..	..	51	..	..	..	1	1	£6,563
Employers, 2.											
Tea Blending and Packing.											
14 to 16 ..	13	10/ to 25/	2	10/							
17 to 20 ..	8	12/ to 32/6	2	13/6 & 20/							
21 and over	4	26/6 to 35/									
	5	37/6 to 47/6	1	12/6							
	4	52/6 to 70/	2	20/ & 22/6							
	3	100/ to 120/			46	..	5	2	..	7	£3,378
Employers, 2.											
Tin and Sheet-metal Working.											
14 to 16 ..	10	See	..	..							
17 to 20 ..	11	Table	..	..							
21 and over	35	5	..	..	74	..	15	2	..	17	£7,285
Employers, 18.											
Tobacco-cutting and Cigarette-making.											
17 to 20 ..	..	..	1	17/6							
21 and over	1	35/	..	..							
	3	50/ to 60/	..	..	7	..	4	..	..	4	£400
Employers, 2.											
Toy and Artificial-limb Making.											
21 and over	3	(employers)	..	..	3	..	2	..	..	2	..
Tram-car Building and Repairing.											
17 to 20 ..	4	12/6 to 20/	..	..							
21 and over	10	48/ to 58/	..	..							
	45	60/ to 68/10	..	..							
	7	70/ to 75/	..	..							
	1	88/2	..	..	67	..	..	..	1	1	£9,446
Umbrella-manufacturing.											
14 to 16 ..	2	17/6 & 20/	7	10/ to 20/							
17 to 20 ..	..	..	6	11/ to 30/							
21 and over	3	35/ to 40/	5	10/ to 20/							
	3	51/ to 60/	5	22/ to 28/							
	1	90/	3	33/ to 35/	37	..	..	..	1	1	£2,265
Employers, 2.											
Watch and Jewellery Manufacturing.											
14 to 16 ..	9	5/ to 12/6	1	10/							
17 to 20 ..	22	10/ to 45/	..	..							
21 and over	8	25/ to 42/6									
	28	45/ to 60/	1	40/							
	17	65/ to 75/									
	2	80/			112	..	16	8	..	24	£9,037
Employers, 24.											
Wax-vesta Manufacturing.											
14 to 16 ..	7	See	17	See							
17 to 20 ..	..	Table	36	Table							
21 and over	12	5	51	5	123	..	..	..	1	1	£7,561

FACTORIES—*continued.*

TABLE 1—*continued.*

Ages.	Number of Persons employed, and Weekly Wages.						Number of Work-rooms employing				Total Wages paid during the Year.
	Males.		Females.		Total Number employed.	Number of whom are Indentured Apprentices.	Up to 8 Persons.	9 to 30 Persons.	More than 30 Persons.	Total.	
	Number	Weekly Wages.	Number	Weekly Wages.							
WELLINGTON (CITY)—*continued.*											
Whip-thong Making.											
14 to 16 ..	1	17/6	..	..							
17 to 20 ..	1	30/	..	..							
21 and over	1	45/	..	..	4	..	1	..	..	1	£228
Employer, 1.											
Wire-working (Mattresses, &c.).											
14 to 16 ..	2	12/6	..	..							
17 to 20 ..	4	10/ to 25/	..	..							
21 and over	1	27/6	..	..							
	5	40/ to 48/	..	..							
	5	50/ to 60/	..	..	26	..	7	..	..	7	£1,263
Employers, 9.											
Wood Carving and Turning.											
14 to 16 ..	1	6/	..	..							
17 to 20 ..	1	6/	..	..							
21 and over	2	25/ & 42/	..	..							
	4	60/ to 61/4	..	..	17	..	7	..	..	7	£575
Employers, 9.											
Woollen-milling (Wool-classers).											
21 and over	4	42/ to 45/	..	..							
	2	52/ & 55/	..	..							
	1	90/	..	..	..	..	..	..	..	..	..
Woollen-milling (Milling Department).											
17 to 20 ..	1	15/	..	..							
21 and over	4	42/ to 45/	..	..							
	1	75/	..	..	..	..	..	..	..	..	..
Woollen-milling (Pattern Making and Designing).											
14 to 16 ..	..	..	1	10/							
21 and over	2	45/ & 48/	..	..							
	1	110/	..	..	..	..	..	..	..	..	..
Woollen-milling (Spinning Department).											
14 to 16 ..	3	12/ to 16/	10	10/ to 14/							
17 to 20 ..	2	18/	9	12/ to 20/							
21 and over	3	36/ to 40/	7	20/ to 25/							
	1	50/	2	27/ & 29/							
	2	75/ & 80/			..	..	..	..	..	..	..
Woollen-milling (Weaving Department).											
17 to 20 ..	..	..	1	18/							
21 and over	1	40/	9	21/ to 24/							
	5	47/ to 50/	14	26/ to 32/							
			1	44/	..	..	..	..	..	..	..
Woollen-milling (Burling Department).											
14 to 16 ..	..	..	1	13/							
17 to 20 ..	..	..	11	12/ to 22/							
21 and over	..	..	4	14/ to 18/							
			2	22/ & 24/							
			1	30/	..	..	..	..	..	..	..
Woollen-milling (Warping Department).											
14 to 16 ..	1	15/	2	8/ & 12/							
17 to 20 ..	2	21/ & 21/3	3	16/ to 20/							
21 and over	2	42/									
	5	50/ to 57/	1	35/							
	2	65/ & 70/			..	..	..	..	..	..	..
Woollen-milling (Carding Department).											
14 to 16 ..	2	11/ & 12/	3	10/ to 13/							
17 to 20 ..	5	20/ to 46/	1	10/							
21 and over	3	20/ to 35/									
	4	42/ to 50/	2	24/ & 25/							
	2	80/ & 90/			..	..	..	..	..	..	..
Woollen-milling (Dyeing).											
14 to 16 ..	1	18/	..	..							
17 to 20 ..	1	30/	..	..							
21 and over	1	35/	..	..							
	3	42/ to 45/	..	..							
	1	80/	..	..	..	..	..	..	..	..	..

FACTORIES—*continued.*

TABLE 1—*continued.*

Ages.	Number of Persons employed, and Weekly Wages.						Number of Work-rooms employing				Total Wages paid during the Year
	Males.		Females.		Total Number employed.	Number of whom are Indentured Apprentices.	Up to 8 Persons.	9 to 30 Persons.	More than 30 Persons.	Total.	
	Number	Weekly Wages.	Number	Weekly Wages.							
WELLINGTON (CITY)—*continued.*											
Woollen-milling (Finishing Department).											
14 to 16 ..	3	10/ to 15/	..	..							
17 to 20 ..	1	29/	..	..							
21 and over	7	41/ to 48/	..	..							
	2	55/ & 90/	..	..	..	..	..	..	..	..	..
Woollen-milling (Hosiery Department).											
14 to 16 ..	1	16/	1	20/							
17 to 20 ..	..	..	9	15/ to 25/							
21 and over	2	42/ & 45/	4	15/ to 20/							
	1	75/	12	22/ to 27/							
			2	30/	..	..	..	..	..	..	..
Woollen-milling (Engineers and Mechanics).											
21 and over	4	42/ to 50/	..	..							
	2	60/ & 90/	..	..	..	..	..	..	..	..	..
Woollen-milling (Summary).											
14 to 16 ..	11	..	18	..							
17 to 20 ..	12	..	34	..							
21 and over	68	..	61	..	204	..	..	..	1	1	£18,044
Wool and Hemp, &c., Dumping.											
21 and over	2	48/	..	..							
	9	64/	..	..							
	3	68/	..	..	15	..	..	1	..	1	£1,040
Employer, 1.											
CHRISTCHURCH (CITY).											
Aerated-water and Cordial Manufacturing.											
14 to 16 ..	2	See	..	..							
17 to 20 ..	5	Table	..	..							
21 and over	39	5	..	..	66	..	19	..	..	19	£5,314
Employers, 20.											
Agricultural-implement Making (Pattern-makers).											
14 to 16 ..	1	10/	..	..							
17 to 20 ..	2	15/ & 17/	..	..							
21 and over	1	47/	..	..							
	3	54/ to 60/	..	..							
	3	72/ to 80/	..	..	..	..	..	..	..	..	..
Agricultural-implement Making (Moulders).											
17 to 20 ..	5	See	..	..							
21 and over	30	Table 5	..	..	..	..		..	..	..	..
Agricultural-implement Making (Fitters, Turners, and Machinists).											
14 to 16 ..	11	See	..	..							
17 to 20 ..	21	Table	..	..							
21 and over	87	5	..	..	..	..	..	..	..	..	..
Agricultural-implement Making (Blacksmiths).											
14 to 16 ..	2	See	..	..							
17 to 20 ..	3	Table	..	..							
21 and over	39	5	..	..	..	..	..	..	..	..	..
Agricultural-implement Making (Strikers).											
14 to 16 ..	2	8/ & 10/	..	..							
17 to 20 ..	9	20/ to 40/	..	..							
21 and over	19	47/ to 48/	..	..							
	4	50/11 to 52/11	..	..	..	..	..	..	..	..	..
Agricultural-implement Making (Painters).											
17 to 20 ..	1	25/	..	..							
21 and over	3	48/	..	..							
	5	52/11 to 58/9	..	..							
	4	60/ to 66/	..	..	..	..	..	..	..	..	..
Agricultural-implement Making (Tinsmiths).											
21 and over	4	See Table 5	..	..	..	..	..	..	..	..	..
Agricultural-implement Making (General Hands).											
14 to 16 ..	1	6/	..	..							
21 and over	1	35/	..	..							
	9	47/ to 54/	..	..							
	4	60/ to 67/6	..	..							
	4	72/6 to 80/	..	..	..	..	..	..	..	..	..

FACTORIES—*continued.*

TABLE 1—*continued.*

Ages.	Number of Persons employed, and Weekly Wages.				Total Number employed.	Number of whom are Indentured Apprentices.	Number of Work-rooms employing				Total Wages paid during the Year
	Males.		Females.				Up to 8 Persons.	9 to 30 Persons.	More than 30 Persons.	Total.	
	Number	Weekly Wages.	Number	Weekly Wages.							
CHRISTCHURCH (CITY)—*continued.*											
Agricultural-implement Making (Engine-drivers).											
21 and over	2	48/ & 54/	..	..							
	3	60/	..	..	..	..	..	..	..	..	..
Agricultural-implement Making (Boilermakers).											
21 and over	1	60/	..	..	..	..	..	..	..	..	..
Agricultural-implement Making (Labourers).											
14 to 16 ..	5	10/ to 15/	..	..							
17 to 20 ..	2	30/	..	..							
21 and over	6	44/	..	..							
	23	47/ to 48/	..	..							
	7	51/ to 54/	..	..	..	..	..	..	..	..	..
Agricultural-implement Making (Erecting and Repairing).											
17 to 20 ..	4	20/ to 34/7	..	..							
21 and over	8	35/ to 42/	..	..							
	12	48/5 to 60/	..	..							
	5	80/ to 96/2	..	..	..	..	..	..	..	..	..
Agricultural-implement Making (Wood-workers).											
14 to 16 ..	3	6/ to 15/	..	..							
17 to 20 ..	6	12/ to 30/	..	..							
21 and over	2	47/ & 48/	..	..							
	30	51/ to 60/	..	..							
	5	64/8 to 72/	..	..							
	2	75/ & 80/	..	..	..	..	..	..	..	..	..
Agricultural-implement Making (Summary).											
14 to 16 ..	25	..	..	..							
17 to 20 ..	53	..	..	..							
21 and over	326	..	..	..	406	..	6	1	4	11	£48,472
Employers, 2.											
Asphalt-making and Shingle-preparing.											
21 and over	22	44/ to 50/	..	..	23	..	12	..	..	12	£130
Employer, 1.											
Bacon-curing.											
17 to 20 ..	4	See	..	..							
21 and over	28	Table 5	..	..	32	..	3	2	..	5	£4,784
Bag-making (Calico, Flax, Jute, &c.).											
14 to 16 ..	1	15/	4	10/6 to 15/							
17 to 20 ..	..	..	5	10/6 to 17/6							
21 and over	1	37/6	1	20/							
	4	40/ to 42/	3	35/ to 37/6	20	..	..	1	..	1	£1,181
Employer, 1.											
Baking-powder Manufacturing.											
14 to 16 ..	2	15/ & 20/	..	..							
17 to 20 ..	3	25/ to 30/	..	..							
21 and over	4	45/ to 50/	..	..							
	2	60/ & 70/	..	..							
	1	92/6	..	..	13	..	..	1	..	1	£1,837
Employer, 1.											
Basket and Wickerware Working.											
14 to 16 ..	1	See	..	..							
17 to 20 ..	6	Table	..	..							
21 and over	16	5	..	..	31	..	5	1	..	6	£2,933
Employers—Males 7, female 1.											
Billiard-table Manufacturing.											
17 to 20 ..	1	20/	..	..							
21 and over	1	60/6	..	..							
	2	65/	..	..	5	..	1	..	..	1	£561
Employer, 1.											
Biscuits, Confectionery, and Cocoa Manufacturing (Biscuits).											
14 to 16 ..	3	See	7	See							
17 to 20 ..	8	Table	23	Table							
21 and over	35	5	33	5	..	..	..	..	..	..	..
Biscuits, Confectionery, and Cocoa Manufacturing (Confectionery).											
14 to 16 ..	6	See	9	See							
17 to 20 ..	23	Table	33	Table							
21 and over		5	34	5	..	..	..	..	..	..	..

FACTORIES—*continued.*

TABLE 1—*continued.*

Ages.	Number of Persons employed, and Weekly Wages.						Number of Work-rooms employing				Total Wages paid during the Year
	Males.		Females.		Total Number employed.	Number of whom are Indentured Apprentices.	Up to 8 Persons.	9 to 30 Persons.	More than 30 Persons.	Total.	
	Number	Weekly Wages.	Number	Weekly Wages.							
CHRISTCHURCH (CITY)—*continued.*											
Biscuits, Confectionery, and Cocoa Manufacturing (Cocoa).											
14 to 16 ..	..	See	4	See							
17 to 20 ..	3	Table	13	Table							
21 and over	2	5	24	5	..	..	..	..	..	..	..
Biscuits, Confectionery, and Cocoa Manufacturing (Engineers).											
17 to 20 ..	2	See	..	..							
21 and over	10	Table 5	..	..	..	..	..	..	..	..	..
Biscuits, Confectionery, and Cocoa Manufacturing (Boxmakers).											
14 to 16 ..	1	See	1	..							
17 to 20 ..	1	Table	1	..							
21 and over	2	5	4	..	..	..	..	..	..	..	..
Biscuits, Confectionery, and Cocoa Manufacturing (Tinsmiths).											
14 to 16 ..	2	See	..	..							
17 to 20 ..	1	Table	..	..							
21 and over	8	5	..	..	..	..	..	..	..	..	..
Biscuits, Confectionery, and Cocoa Manufacturing (Storemen).											
17 to 20 ..	1	20/	..	..							
21 and over	2	30/ & 35/	..	..	..	..	..	..	..	..	..
Biscuits, Confectionery, and Cocoa Manufacturing (Summary).											
14 to 16 ..	12	..	21	..							
17 to 20 ..	39	..	70	..							
21 and over	90	..	95	..	339	..	6	2	2	10	£21,330
Employers, 12.											
Blacksmithing, Farriery, &c.											
14 to 16 ..	3	See	..	..							
17 to 20 ..	18	Table	..	..							
21 and over	37	5	..	..	119	..	49	..	..	49	£4,090
Employers, 61.											
Blindmaking.											
14 to 16 ..	..	..	1	10/							
17 to 20 ..	..	..	1	18/							
21 and over	3	55/	1	15/							
	2	52/ & 60/	2	20/ & 22/6	13	..	2	1	..	3	£1,005
Employers, 3.											
Boatbuilding.											
21 and over	1	50/	..	..							
	2	60/	..	..	6	..	3	..	..	3	£239
Employers, 3.											
Bootmaking (Rough-stuff Cutters).											
14 to 16 ..	2	See	..	..							
17 to 20 ..	5	Table	..	..							
21 and over	31	5	..	..	..	..	..	..	..	..	..
Bootmaking (Clickers).											
14 to 16 ..	2	See	..	..							
17 to 20 ..	8	Table	..	..							
21 and over	49	5	..	..	..	..	..	..	..	..	..
Bootmaking (Fitters and Table Hands).											
14 to 16 ..	..	..	10	See							
17 to 20 ..	..	..	13	Table							
21 and over	..	..	26	5	..	..	..	..	..	..	..
Bootmaking (Machinists).											
14 to 16 ..	1	See	13	See							
17 to 20 ..	..	Table	37	Table							
21 and over	8	5	92	5	..	..	..	..	..	..	..
Bootmaking (Benchmen).											
14 to 16 ..	6	See	..	..							
17 to 20 ..	7	Table	..	..							
21 and over	115	5	..	..	..	..	..	..	..	..	..
Bootmaking (Finishers).											
14 to 16 ..	2	See	..	..							
17 to 20 ..	2	Table	..	..							
21 and over	60	5	..	..	..	..	..	..	..	..	..

FACTORIES—*continued.*

TABLE 1—*continued.*

Ages.	Number of Persons employed, and Weekly Wages.						Number of Work-rooms employing				Total Wages paid during the Year
	Males.		Females.		Total Number employed.	Number of whom are Indentured Apprentices.	Up to 8 Persons.	9 to 30 Persons.	More than 30 Persons.	Total.	
	Number	Weekly Wages.	Number	Weekly Wages.							
CHRISTCHURCH (CITY)—*continued.*											
Bootmaking (Sizers).											
14 to 16 ..	3	See	..	See							
17 to 20 ..	..	Table	4	Table							
21 and over	9	5	8	5	..	..	..	..	..	..	..
Bootmaking (Packers and Show-room Hands).											
14 to 16 ..	3	See	..	See							
17 to 20 ..	3	Table	1	Table							
21 and over	19	5	6	5	..	..	..	..	..	..	..
Bootmaking (General Hands in Larger Factories).											
14 to 16 ..	1	See	1	See							
17 to 20 ..	2	Table	..	Table							
21 and over	25	5	1	5	..	..	..	..	..	..	..
Bootmaking (General Hands in Smaller Factories).											
14 to 16 ..	8	See	..	See							
17 to 20 ..	5	Table	..	Table							
21 and over	68	5	2	5	..	..	..	..	..	..	..
Bootmaking (Pump and Welt Hands).											
17 to 20 ..	2	See	..	..							
21 and over	14	Table 5	..	..	..	..	..	..	..	..	..
Bootmaking (Summary).											
14 to 16 ..	28	See	24	See							
17 to 20 ..	34	Table	55	Table							
21 and over	398	5	135	5	745	..	68	4	7	79	£69,566
Employers—Males 69, females 2.											
Bread and Small-goods Baking (Bread).											
14 to 16 ..	2	See	..	..							
17 to 20 ..	6	Table	..	..							
21 and over	58	5	..	..	132	..	58	2	..	60	£9,433
Employers, 66.											
Bread and Small-goods Baking (Pastry, &c.).											
14 to 16 ..	1	See	2	See							
17 to 20 ..	16	Table	2	Table							
21 and over	43	5	8	5	96	..	23	2	..	25	£6,870
Employers, 24.											
Brewing, Malting, Bottling, &c.											
14 to 16 ..	4	See	..	..							
17 to 20 ..	10	Table	..	..							
21 and over	109	5	..	..	128	..	11	4	..	15	£16,660
Employers, 5.											
Brick, Tile, and Pottery Making.											
14 to 16 ..	2	See	..	..							
17 to 20 ..	16	Table	..	..							
21 and over	134	5	..	..	163	..	5	5	2	12	£16,315
Employers, 11.											
Brushware-manufacturing.											
14 to 16 ..	8	12/6 to 21/	14	8/ to 10/							
17 to 20 ..	1	17/6	8	17/6 to 20/							
21 and over	6	30/ to 38/	3	22/6 to 25/							
	12	42/ to 55/									
	14	60/ to 75/									
	4	90/ to 120/			76	..	2	..	1	3	£5,598
Employers—Males 5, female 1.											
Butchers' Small-goods Manufacturing.											
14 to 16 ..	2	See	..	..							
17 to 20 ..	5	Table	..	..							
21 and over	34	5	..	..	103	..	62	..	..	62	£5,869
Employers, 62.											
Butter-making and Cream-separating.											
14 to 16 ..	5	See	..	..							
17 to 20 ..	8	Table	..	..							
21 and over	21	5	..	..	35	..	6	1	..	7	£3,158
Employer, 1.											
Cabinetmaking and Upholstering (Cabinetmakers).											
14 to 16 ..	10	See	..	..							
17 to 20 ..	48	Table	..	..							
21 and over	119	5	..	..	..	..	..	..	..	..	..

FACTORIES—*continued.*

TABLE 1—*continued.*

Ages.	Number of Persons employed, and Weekly Wages.						Number of Work-rooms employing				Total Wages paid during the Year
	Males.		Females.		Total Number employed.	Number of whom are Indentured Apprentices.	Up to 8 Persons.	9 to 30 Persons.	More than 30 Persons.	Total.	
	Number	Weekly Wages.	Number	Weekly Wages.							
CHRISTCHURCH (CITY)—*continued.*											
Cabinetmaking and Upholstering (Machinists).											
17 to 20 ..	3	See	..	..							
21 and over	24	Table 5	..	..	..	..	..	..	..	..	..
Cabinetmaking and Upholstering (Upholsterers).											
14 to 16 ..	3	See	1	See							
17 to 20 ..	17	Table	5	Table							
21 and over	55	5	16	5	..	..	..	..	..	..	..
Cabinetmaking and Upholstering (Polishers).											
14 to 16 ..	1	See	..	..							
17 to 20 ..	8	Table	..	..							
21 and over	18	5	..	..	..	..	..	..	..	..	..
Cabinetmaking and Upholstering (Summary).											
14 to 16 ..	14	..	1	..							
17 to 20 ..	78	..	5	..							
21 and over	218	..	16	..	393	..	45	6	3	54	£34,861
Employers—Males 59, females 2.											
Carpentering and Joinery.											
14 to 16 ..	10	See	..	..							
17 to 20 ..	65	Table	..	..							
21 and over	162	5	..	..	336	..	80	5	..	85	£21,421
Employers, 99.											
Chaff-cutting and Grain-crushing.											
17 to 20 ..	1	17/6	..	..							
21 and over	1	22/6	..	..							
	7	40/ to 45/	..	..							
	4	50/	..	..	19	..	4	..	..	4	£1,067
Employers, 6.											
Carpet-sewing.											
21 and over	1	60/	2	17/ & 22/6							
			3	25/ to 35/	6	..	1	..	..	1	£521
Chemicals, Drugs, and Patent-medicine Manufacturing.											
14 to 16 ..	1	10/	2	7/6							
17 to 20 ..	7	5/ to 40/	1	10/							
21 and over	2	10/ & 40/	1	17/							
	6	45/ to 50/	1	19/							
	3	60/ to 66/	1	20/							
			1	40/	26	..	11	..	..	11	£1,817
Cider-making.											
21 and over	1	15/	..	..							
	5	36/	..	..							
	2	40/ & 50/	..	..	8	..	2	..	..	2	£693
Clothing-manufacturing (Cutters and Foremen).											
14 to 16 ..	3	10/ to 15/	..	..							
17 to 20 ..	4	12/6 to 30/	..	..							
21 and over	2	22/6 & 25/	..	..							
	3	40/ to 50/	..	..							
	14	55/ to 65/	..	..							
	4	70/ to 95/	..	..	..	..	..	..	..	..	..
Clothing-manufacturing (Coat Hands).											
14 to 16 ..	..	See	17	See							
17 to 20 ..	..	Table	61	Table							
21 and over	3	5	66	5	..	..	..	..	..	..	..
Clothing-manufacturing (Trousers and Vest Hands).											
14 to 16 ..	..	..	6	See							
17 to 20 ..	..	..	24	Table							
21 and over	..	..	39	5	..	..	..	..	..	..	..
Clothing-manufacturing (Machinists).											
14 to 16 ..	..	See	10	See							
17 to 20 ..	..	Table	56	Table							
21 and over	2	5	107	5	..	..	..	..	..	..	..
Clothing-manufacturing (Pressers).											
14 to 16 ..	6	See	..	..							
17 to 20 ..	8	Table	..	..							
21 and over	33	5	..	..	..	..	..	..	..	..	..

FACTORIES—*continued.*

TABLE 1—*continued.*

Ages.	Number of Persons employed, and Weekly Wages.				Total Number employed.	Number of whom are Indentured Apprentices.	Number of Work-rooms employing				Total Wages paid during the Year
	Males.		Females.				Up to 8 Persons.	9 to 30 Persons.	More than 30 Persons.	Total.	
	Number	Weekly Wages.	Number	Weekly Wages.							
CHRISTCHURCH (CITY)—*continued.*											
Clothing-manufacturing (Ticket and Button Sewers).											
14 to 16 ..	..	..	5	See							
17 to 20 ..	..	..	6	Table							
21 and over	..	..	6	5	..	..	..	..	..	..	..
Clothing-manufacturing (Denim and Dungaree Workers).											
21 and over	..	..	5	See Table 5	..	..	..	..	..	..	..
Clothing-manufacturing (General Hands).											
14 to 16 ..	4	See	1	See							
17 to 20 ..	5	Table	3	Table							
21 and over	16	5	3	5	..	..	..	..	..	..	..
Clothing-manufacturing (Summary).											
14 to 16 ..	13	..	39	..							
17 to 20 ..	17	..	150	..							
21 and over	77	..	226	..	525	..	2	..	4	6	£31,747
Employers, 3.											
Coachbuilding (Bodymakers).											
17 to 20 ..	6	See	..	..							
21 and over	31	Table 5	..	..	..	..	..	..	..	..	..
Coachbuilding (Blacksmiths).											
17 to 20 ..	2	See	..	..							
21 and over	14	Table 5	..	..	..	..	..	..	..	..	..
Coachbuilding (Painters).											
17 to 20 ..	5	See	..	See							
21 and over	30	Table 5	..	Table 5	..	..	..	..	..	..	..
Coachbuilding (Trimmers).											
21 and over	10	See Table 5	..	..	..	..	..	..	..	..	..
Coachbuilding (Wheelwrights).											
21 and over	5	See Table 5	..	..	..	..	..	..	..	..	..
Coachbuilding (Helpers).											
14 to 16 ..	1	See	..	..							
17 to 20 ..	3	Table	..	..							
21 and over	10	5	..	..	..	..	..	..	..	..	..
Coachbuilding (Vicemen and Strikers).											
14 to 16 ..	2	See	..	..							
17 to 20 ..	3	Table	..	..							
21 and over	10	5	..	..	..	..	..	..	..	..	..
Coachbuilding (General Hands).											
17 to 20 ..	1	See	..	..							
21 and over	4	Table 5	..	..	..	..	..	..	..	..	..
Coachbuilding (Summary).											
14 to 16 ..	3	..	..	..							
17 to 20 ..	20	..	..	..							
21 and over	114	..	..	..	156	..	12	6	1	19	£14,733
Employers, 19.											
Coffee, Chicory, and Spice Grinding.											
14 to 16 ..	3	12/6	..	..							
17 to 20 ..	2	10/ & 25/	..	..							
21 and over	4	42/ to 48/	..	..							
	2	60/ & 100/	..	..	14	..	3	..	..	3	£753
Employers, 3.											
Coopering.											
14 to 16 ..	1	7/6	..	..							
17 to 20 ..	1	15/	..	..							
	8	30/ to 50/	..	..							
21 and over	8	60/	..	..							
	6	66/ to 72/	..	..	27	..	5	..	..	5	£2,511
Employers, 3.											
Corset and Belt Making.											
17 to 20 ..	..	..	2	14/ & 15/							
21 and over	..	..	2	18/ & 20/	5	..	1	..	..	1	£167
Employer—Female 1.											
Cycle and Motor Engineering.											
14 to 16 ..	16	See	..	..							
17 to 20 ..	52	Table	..	..							
21 and over	107	5	..	..	262	..	64	6	..	70	£15,025
Employers, 87.											

FACTORIES—*continued.*

TABLE 1—*continued.*

Ages.	Number of Persons employed, and Weekly Wages.						Number of Work-rooms employing				Total Wages paid during the Year
	Males.		Females.		Total Number employed.	Number of whom are Indentured Apprentices.	Up to 8 Persons.	9 to 30 Persons.	More than 30 Persons.	Total.	
	Number	Weekly Wages.	Number	Weekly Wages.							
CHRISTCHURCH (CITY)—*continued.*											
Dentistry (Mechanical).											
14 to 16 ..	4	5/ to 10/	..	..							
17 to 20 ..	13	10/ to 40/	..	..							
21 and over	4	25/ to 35/	4	12/6							
	8	40/ to 50/	2	17/6 & 20/							
	8	60/ to 70/	2	30/							
	4	80/			82	..	32	..	..	32	£4,990
Employers, 33.											
Dress and Millinery Making (Dressmakers).											
14 to 16 ..	..	..	51	5/ to 15/							
17 to 20 ..	..	..	317	5/ to 20/							
21 and over	..	..	10	5/ to 12/6							
			69	14/ to 17/							
			284	20/ to 30/							
			31	32/6 to 50/							
			7	55/ to 90/							
			4	115/ to 160/	879	..	79	14	7	100	£31,344
Employers—Females 106.											
Dress and Millinery Making (Costume-makers).											
14 to 16 ..	..	..	12	5/ to 11/							
17 to 20 ..	1	15/	32	5/ to 25/							
21 and over	2	20/ & 30/	9	11/ to 18/							
	5	45/ to 55/	15	20/ to 24/							
	5	60/ to 70/	25	25/ to 27/6							
	1	90/	12	30/ to 37/6	122	..	3	1	1	5	£5,351
Employers, 3.											
Dress and Millinery Making (Mantle-makers).											
17 to 20 ..	..	..	30	5/ to 17/							
21 and over	..	..	10	11/ to 17/							
			24	20/ to 27/6							
			10	30/ to 47/6							
			1	100/	75	..	2	..	1	3	£2,959
Dress and Millinery Making (Milliners).											
14 to 16 ..	..	..	12	5/ to 8/							
17 to 20 ..	..	..	86	5/ to 20/							
21 and over	..	..	33	5/ to 17/							
			34	20/ to 35/							
			16	40/ to 65/							
			5	70/ to 90/	204	..	26	8	1	35	£7,702
Employers—Females 19.											
Dyeing, Cleaning, and Feather-dressing.											
14 to 16 ..	1	12/6	..	..							
17 to 20 ..	2	25/	..	..							
21 and over	1	27/6	1	15/							
	6	48/ to 50/	1	27/							
	1	60/			25	..	10	..	..	10	£944
Employers—Males 9, females 3.											
Electric Light and Power Generating.											
21 and over	17	48/ to 54/	..	..							
	6	57/6 to 72/6	..	..							
	4	83/4 to 95/	..	..							
	1	153/10	..	..	28	..	1	1	..	2	£3,773
Electrical Engineering.											
14 to 16 ..	6	5/ to 10/	..	..							
17 to 20 ..	20	5/ to 33/	..	..							
21 and over	2	15/ & 20/	..	..							
	9	25/ to 36/	..	..							
	13	42/ to 55/	..	..							
	7	60/ to 66/	..	..							
	2	80/	..	..	65	..	6	2	..	8	£4,572
Employers, 6.											
Electroplating and Engraving.											
14 to 16 ..	2	10/	..	..							
17 to 20 ..	1	11/	..	..							
21 and over	1	20/	..	..							
	1	25/	..	..							
	2	40/ & 45/	..	..	12	..	4	..	..	4	£419
Employers, 5.											
Embroidery.											
21 and over	..	..	1	30/	1	..	1	..	..	1	£18

FACTORIES—*continued.*

TABLE 1—*continued.*

Ages.	Number of Persons employed, and Weekly Wages.						Number of Work-rooms employing				Total Wages paid during the Year.
	Males.		Females.		Total Number employed.	Number of whom are Indentured Apprentices.	Up to 8 Persons.	9 to 30 Persons.	More than 30 Persons.	Total.	
	Number	Weekly Wages.	Number	Weekly Wages.							
CHRISTCHURCH (CITY)—*continued.*											
Engineering and Ironfounding (Automatic, Stamp, and other Machine Making).											
14 to 16 ..	1	10/	..	..							
17 to 20 ..	2	15/ & 25/	..	..							
21 and over	1	30/	..	..							
	5	44/ & 50/	..	..							
	4	60/ to 65/	..	..							
	3	70/ to 80/	..	..	..	..	..	..	..	..	..
Engineering and Ironfounding (Pattern-makers).											
17 to 20 ..	5	6/ to 20/	..	..							
21 and over	2	48/ & 58/9	..	..							
	8	60/ to 69/	..	..							
	3	70/ to 80/	..	..	..	..	..	..	..	..	..
Engineering and Ironfounding (Moulders).											
17 to 20 ..	9	See	..	..							
21 and over	57	Table 5	..	..	..	..	..	..	..	..	..
Engineering and Ironfounding (Machinists).											
17 to 20 ..	7	See	..	..							
21 and over	12	Table 5	..	..	..	..	..	..	..	..	..
Engineering and Ironfounding (Fitters and Turners).											
14 to 16 ..	1	6/	..	..							
17 to 20 ..	28	5/ to 24/	..	..							
21 and over	5	15/ to 30/	..	..							
	30	40/ to 56/9	..	..							
	19	60/ to 72/	..	..							
	1	100/	..	..	..	..	..	..	..	..	..
Engineering and Ironfounding (Blacksmiths).											
17 to 20 ..	1	8/	..	..							
21 and over	1	36/	..	..							
	6	44/ to 56/9	..	..							
	7	60/ to 66/	..	..							
	1	72/	..	..	..	..	..	..	..	..	..
Engineering and Ironfounding (Boilermakers).											
17 to 20 ..	6	See	..	..							
21 and over	10	Table 5	..	..	..	..	..	..	..	..	..
Engineering and Ironfounding (Brassfounders).											
14 to 16 ..	3	See	..	..							
17 to 20 ..	7	Table	..	..							
21 and over	26	5	..	..	..	..	..	..	..	..	..
Engineering and Ironfounding (Coppersmiths).											
21 and over	3	See Table 5	..	..	..	..	..	..	..	..	..
Engineering and Ironfounding (Sheet-metal Workers).											
17 to 20 ..	7	7/ to 25/	..	..							
21 and over	1	12/	..	..							
	6	30/ to 49/6	..	..							
	14	51/ to 55/	..	..							
	4	60/ to 66/	..	..	..	..	..	..	..	..	..
Engineering and Ironfounding (Range and Stove Makers).											
14 to 16 ..	1	See	..	..							
17 to 20 ..	3	Table	..	..							
21 and over	21	5	..	..	..	..	..	..	..	..	..
Engineering and Ironfounding (Tram-car Building and Repairing).											
17 to 20 ..	7	7/6 to 30/	..	..							
21 and over	4	47/ to 54/	..	..							
	11	60/	..	..							
	4	64/ to 66/	..	..	..	..	..	..	..	..	..
Engineering and Ironfounding (Engine-drivers).											
21 and over	1	54/	..	..							
	1	56/3	..	..							
	2	60/	..	..	..	..	..	..	..	..	..
Engineering and Ironfounding (Labourers and Yardmen).											
21 and over	27	See Table 5	..	..	..	..	..	..	..	..	..
Engineering and Ironfounding (General Hands).											
14 to 16 ..	4	See	..	..							
17 to 20 ..	22	Table	..	..							
21 and over	53	5	..	..	..	..	..	..	..	..	..

FACTORIES—*continued.*

TABLE 1—*continued.*

Ages.	Number of Persons employed, and Weekly Wages.						Number of Work-rooms employing				Total Wages paid during the Year
	Males.		Females.		Total Number employed.	Number of whom are Indentured Apprentices.	Up to 8 Persons.	9 to 30 Persons.	More than 30 Persons.	Total.	
	Number	Weekly Wages.	Number	Weekly Wages.							
CHRISTCHURCH (CITY)—*continued.*											
Engineering and Ironfounding (Summary).											
14 to 16 ..	10	..	..	..							
17 to 20 ..	104	..	..	..							
21 and over	353	..	..	..	511	..	24	10	5	39	£54,764
Employers, 44.											
Fellmongering, Tanning, &c. (Fellmongers).											
17 to 20 ..	5	See	..	..							
21 and over	90	Table 5	..	..	..	..	..	..	..	..	..
Fellmongering, Tanning, &c. (Curriers).											
21 and over	20	See Table 5	..	..	..	..	..	..	..	..	..
Fellmongering, Tanning, &c. (Pelt-workers).											
17 to 20 ..	1	See	..	..							
21 and over	40	Table 5	..	..	..	..	..	..	..	..	..
Fellmongering, Tanning, &c. (Wool Washers and Scourers).											
14 to 16 ..	4	See	..	..							
17 to 20 ..	19	Table	..	..							
21 and over	204	5	..	..	..	..	..	..	..	..	..
Fellmongering, Tanning, &c. (Beamsmen).											
17 to 20 ..	1	See	..	..							
21 and over	18	Table 5	..	..	..	..	..	..	..	..	..
Fellmongering, Tanning, &c. (Tanners).											
21 and over	20	See Table 5	..	..	..	..	..	..	..	..	..
Fellmongering, Tanning, &c. (Beltmakers).											
14 to 16 ..	1	12/6	..	..			..	..	..		
21 and over	2	45/	..	..							
	2	48/ & 56/	..	..							
	1	80/	..	..	..	..	..	..	..	..	..
Fellmongering, Tanning, &c. (General Hands).											
14 to 16 ..	1	See	..	..							
17 to 20 ..	4	Table	..	..							
21 and over	81	5	..	..	..	..	..	..	..	..	..
Fellmongering, Tanning, &c. (Summary).											
14 to 16 ..	6	..	..	..							
17 to 20 ..	30	..	..	..							
21 and over	478	..	..	..	528	..	8	2	6	16	£48,690
Employers, 14.											
Fibrous-plaster Working.											
17 to 20 ..	7	13/ to 30/	..	..							
21 and over	1	20/	..	..							
	2	66/	..	..	20	..	6	..	..	6	£986
Employers, 10.											
Firewood-cutting.											
21 and over	1	44/	..	..	4	..	2	..	..	2	£114
Employers, 3.											
Fireworks-manufacturing.											
14 to 16 ..	1	10/	..	..							
17 to 20 ..	1	12/6	1	12/6							
21 and over	3	44/	..	..	7	..	1	..	..	1	£110
Employer, 1.											
Fish-curing.											
21 and over	2	48/	..	..	2	..	1	..	..	1	£2
Flour and Oatmeal Milling.											
14 to 16 ..	1	See	..	..							
17 to 20 ..	5	Table	..	..							
21 and over	48	5	2	20/	64	..	3	4	..	7	£6,194
Employers, 8.											
Fur-working.											
21 and over	..	..	1	30/	2	..	1	..	..	1	£15
Employer, 1.											
Gas-manufacturing.											
21 and over	30	See Table 5	..	..	30	..	1	1	..	2	£5,199
Gas Stove and Meter Making and Repairing.											
17 to 20 ..	5	12/6 to 32/6	..	..							
21 and over	3	30/ to 42/	..	..							
	24	48/ to 54/	..	..							
	15	57/ to 66/	..	..							
	1	87/6	..	..	48	..	1	..	1	2	£5,983

FACTORIES—*continued.*

TABLE 1—*continued.*

Ages.	Number of Persons employed, and Weekly Wages.						Number of Work-rooms employing				Total Wages paid during the Year
	Males.		Females.		Total Number employed.	Number of whom are Indentured Apprentices.	Up to 8 Persons.	9 to 30 Persons.	More than 30 Persons.	Total.	
	Number	Weekly Wages.	Number	Weekly Wages.							
CHRISTCHURCH (CITY)—*continued.*											
Gluemaking.											
21 and over	2	42/	..	..	4	..	1	..	..	1	£221
	1	48/	..	..							
Employer, 1.											
Gun- and Locksmithing.											
21 and over	1	45/	..	..	4	..	2	..	..	2	£237
	1	60/	..	..							
Employers, 2.											
Hair-working and Wig, &c., Making.											
14 to 16 ..	..	..	2	6/ & 8/							
17 to 20 ..	..	..	1	10/							
			3	12/6 to 17/6							
21 and over	..	..	2	25/ & 30/							
			1	40/	13	..	4	..	..	4	£402
Employers—Males 3, female 1.											
Hat and Cap Making.											
17 to 20 ..	3	12/6 to 22/6	8	10/ to 15/							
	1	17/6	5	15/ to 20/							
21 and over	2	32/6 & 35/	5	21/6 to 25/							
	3	45/ to 50/	1	32/6	29	..	4	..	..	4	£1,759
Employer, 1.											
Hosiery-knitting.											
14 to 16 ..	..	..	7	7/ to 12/6							
17 to 20 ..	..	..	2	19/ & 20/							
			1	18/6							
21 and over	1	50/	4	20/							
	2	63/	11	22/							
			1	24/	32	..	2	1	..	3	£1,677
Employers—Male 1, females 2.											
Iron Fender and Bedstead Making.											
17 to 20 ..	2	30/ & 37/6	..	..							
21 and over	1	42/	..	..							
	1	60/	..	..	8	..	2	..	..	2	£453
Employers—Males 3, female 1.											
Jam-making.											
14 to 16 ..	1	10/	2	9/ & 15/							
17 to 20 ..	2	15/ & 30/	3	13/6 to 15/							
	3	27/6 to 30/	2	15/							
21 and over	4	40/ to 50/	..	..							
	2	60/ & 65/	..	..	25	..	4	..	..	4	£1,671
Employers, 6.											
Lamp Making and Repairing.											
21 and over	1	54/	..	..	2	..	1	..	..	1	£140
Employer, 1.											
Laundry-work (European).*											
17 to 20 ..	1	15/	34	13/ to 25/							
	3	30/ to 40/	28	13/ to 19/							
21 and over	12	44/ to 55/	65	20/ to 25/							
	2	60/ & 60/9	5	30/ to 35/							
			4	40/ to 42/	176	..	12	4	2	18	£8,524
Employers—Males 6, females 16.											
Laundry-work (Chinese).											
..	..	..	..	..	19	..	18	..	..	18	..
Employers, 19.											
Leadlight-manufacturing.											
14 to 16 ..	2	8/ & 10/	..	..							
17 to 20 ..	3	15/	..	..							
	3	21/ to 31/	..	..							
21 and over	6	42/ to 54/	..	..							
	3	60/	..	..	19	..	2	1	..	3	£1,297
Employers, 2.											
Lead-headed-nail Making.											
	2	20/ & 27/6	..	..							
21 and over	2	42/ & 50/	..	..							
	1	60/	..	..	6	..	1	..	..	1	£450
Employer, 1.											
Leather-goods and Portmanteau Manufacturing.											
17 to 20 ..	2	12/6 & 15/	2	12/6 to 20/							
	1	22/6									
	3	48/	1	20/							
21 and over	6	50/ to 55/	1	30/							
	1	60/6			23	..	2	2	..	4	£1,607
Employers, 6.											
Manure-making.											
21 and over	17	45/									
	2	48/ & 70/	..	..	19	..	2	1	..	3	£2,976

* There are also four charitable institutions employing 126 females, to whom no wages are paid.

FACTORIES—*continued.*

TABLE 1—*continued.*

Ages.	Number of Persons employed, and Weekly Wages.						Number of Work-rooms employing				Total Wages paid during the Year
	Males.		Females.		Total Number employed.	Number of whom are Indentured Apprentices.	Up to 8 Persons.	9 to 30 Persons.	More than 30 Persons.	Total.	
	Number	Weekly Wages.	Number	Weekly Wages.							
CHRISTCHURCH (CITY)—*continued.*											
Marine-stores Preparing.											
17 to 20 ..	1	40/	..	..							
21 and over	1	20/	2	15/ & 20/							
	2	30/	..	..							
	2	40/ & 42/	..	..	12	..	3	..	..	3	£532
Employers, 4.											
Meat Slaughtering and Freezing, &c. (Yard and Pen Men).											
21 and over	11	See Table 5	..	..	..	..	..	..	..	..	..
Meat Slaughtering and Freezing, &c. (Slaughtermen).											
14 to 16 ..	5	See	..	..							
17 to 20 ..	22	Table	..	..							
21 and over	254	5	..	..	..	..	..	..	..	..	..
Meat Slaughtering and Freezing, &c. (Freezers).											
21 and over	65	See Table 5	..	..	..	..	..	..	..	..	..
Meat Slaughtering and Freezing, &c. (Preservers).											
14 to 16 ..	1	See	..	..							
17 to 20 ..	8	Table	2	15/							
21 and over	50	5	..	..	..	..	..	..	..	..	..
Meat Slaughtering and Freezing, &c. (Oleo and Tallow Workers).											
17 to 20 ..	1	See	..	..							
21 and over	36	Table 5	..	..	..	..	..	..	..	..	..
Meat Slaughtering and Freezing, &c. (Carpenters and Blacksmiths).											
21 and over	11	See Table 5	..	..	..	..	..	..	..	..	..
Meat Slaughtering and Freezing, &c. (Engineers and Fitters).											
17 to 20 ..	3	See	..	..							
21 and over	26	Table 5	..	..	..	..	..	..	..	..	..
Meat Slaughtering and Freezing, &c. (Stokers and Greasers).											
21 and over	27	See Table 5	..	..	..	..	..	..	..	..	..
Meat Slaughtering and Freezing, &c. (Labourers).											
21 and over	33	See Table 5	..	..	..	..	..	..	..	..	..
Meat Slaughtering and Freezing, &c. (Calico-bag Makers).											
17 to 20 ..	..	..	3	15/							
21 and over	1	54/	3	20/							
			1	45/	..	..	..	..	..	..	..
Meat Slaughtering and Freezing, &c. (General Hands).											
21 and over	21	42/ to 48/	..	..							
	36	50/ to 56/	..	..							
	33	59/8 to 60/	..	..							
	1	90/	..	..	..	..	..	..	..	..	..
Meat Slaughtering and Freezing, &c. (Summary).*											
14 to 16 ..	6	..	..	..							
17 to 20 ..	34	..	5	..							
21 and over	605	..	4	..	654	..	..	1	2	3	£56,895
Monumental Masonry.											
17 to 20 ..	4	See	..	..							
21 and over	24	Table 5	1	20/	39	..	4	1	..	5	£4,180
Employers, 10.											
Musical-instrument Making and Repairing.											
21 and over	2	30/ & 32/6	..	..							
	3	42/ to 48/	..	..							
	5	60/ to 66/	..	..							
	2	70/ & 75/	..	..	12	..	5	..	..	5	£1,571
Oil Canning and Packing.											
17 to 20 ..	2	20/ & 30/	..	..							
21 and over	2	60/	..	..	4	..	2	..	..	2	£52
Oilskin-manufacturing.											
14 to 16 ..	..	..	2	8/ & 10/							
17 to 20 ..	1	30/	9	10/ to 16/							
21 and over	1	30/	3	13/6 to 19/							
	2	40/ & 42/	5	20/ to 23/							
	4	47/6 to 55/	2	25/							
	4	70/ to 77/	3	29/ to 32/6	40	..	2	2	..	4	£2,913
Employers—Males 3, female 1.											

* Other hands employed in connection with this industry are this year shown separately as follows: Fellmongering, 168 hands, £11,834 wages; tinsmithing, 16 hands, £1,143 wages; coopering, 12 hands, £1,426 wages; manure-making, 19 hands; £2,508 wages; sausage-casing preparing, 19 hands, £2,046 wages; bacon-curing, 14 hands, £1,731 wages.

FACTORIES—*continued.*

TABLE 1—*continued.*

Ages.	Number of Persons employed, and Weekly Wages.				Total Number employed.	Number of whom are Indentured Apprentices.	Number of Work-rooms employing				Total Wages paid during the Year
	Males.		Females.				Up to 8 Persons.	9 to 30 Persons.	More than 30 Persons.	Total.	
	Number	Weekly Wages.	Number	Weekly Wages.							
CHRISTCHURCH (CITY)—*continued.*											
Perambulator-manufacturing.											
14 to 16 ..	1	9/	..	..							
17 to 20 ..	2	20/ & 30/	1	7/							
21 and over	1	32/	2	20/							
	4	40/ to 48/	..	..							
	2	50/ & 56/3	..	..	15	..	1	1	..	2	£723
Employers, 2.											
Photography.											
14 to 16 ..	1	10/	1	7/6							
17 to 20 ..	2	10/ & 20/	5	7/6 to 20/							
	4	40/ to 45/	1	5/							
21 and over	1	55/	2	15/							
	2	65/	14	20/ to 25/							
	1	75/	5	27/6 to 30/	55	..	14	..	..	14	£2,845
Employers—Males 13, females 3.											
Picture-framing.											
14 to 16 ..	4	7/6 to 16/	1	15/							
17 to 20 ..	2	17/ & 17/6	..	..							
	2	20/ & 25/	..	..							
21 and over	1	35/	..	..							
	4	42/ to 48/6	..	..							
	2	54/ & 55/	..	..	33	..	12	..	..	12	£1,225
Employers, 17.											
Plumbing and Gasfitting.											
14 to 16 ..	16	See	..	..							
17 to 20 ..	57	Table	..	..							
21 and over	86	5	..	..	208	..	37	5	..	42	£12,950
Employers, 49.											
Pneumatic Tires, Covers, and Rubber-goods Manufacturing.											
21 and over	2	25/ & 35/	..	..							
	2	48/ & 55/	..	..	4	..	2	..	..	2	£489
Printing, &c. (Typesetting-machine Operators).											
17 to 20 ..	2	See	..	..							
21 and over	55	Table 5	..	..	..	..	..	..	..	..	..
Printing, &c. (Compositors).											
14 to 16 ..	6	See	..	See							
17 to 20 ..	17	Table	2	Table							
21 and over	75	5	2	5	..	..	..	..	..	..	..
Printing, &c. (Stereotypers).											
21 and over	14	See Table 5	..	..	..	..	..	..	..	..	..
Printing, &c. (Machinists).											
14 to 16 ..	4	See	..	See							
17 to 20 ..	14	Table	6	Table							
21 and over	60	5	4	5	..	..	..	..	..	..	..
Printing, &c. (Lithographers).											
14 to 16 ..	2	See	..	See							
17 to 20 ..	5	Table	..	Table							
21 and over	18	5	2	5	..	..	..	..	..	..	..
Printing, &c. (Publishing Hands).											
17 to 20 ..	1	30/	..	..							
21 and over	2	20/ & 25/	..	..							
	2	50/	..	..							
	2	60/ & 80/	..	..	..	..	..	..	..	..	..
Printing, &c. (Storemen, Packers, and General Hands).											
17 to 20 ..	1	15/	3	18/ to 20/							
21 and over	2	25/									
	6	30/ to 45/	2	25/							
	4	50/ to 60/	1	27/6							
	2	70/ & 80/			..	..	..	..	..	..	..
Printing, &c. (Artists and Engravers and Process Hands).											
17 to 20 ..	4	9/ to 19/	..	..							
21 and over	3	40/ to 50/	1	40/							
	5	60/ to 70/									
	4	100/ to 110/			..	..	..	..	..	..	..
Printing, &c. (Bookbinders).											
14 to 16 ..	5	See	7	See							
17 to 20 ..	6	Table	32	Table							
21 and over	36	5	32	5	..	..	..	..	..	..	..

FACTORIES—*continued.*

TABLE 1—*continued.*

Ages.	Number of Persons employed, and Weekly Wages.				Number of Work-rooms employing				Total Wages paid during the Year
	Males.		Females.		Up to 8 Persons.	9 to 30 Persons.	More than 30 Persons.	Total	
	Number	Weekly Wages.	Number	Weekly Wages.					
CHRISTCHURCH (CITY)—*continued.*									
Printing, &c. (Paper-rulers and Paper-bag Makers).									
17 to 20 ..	..	..	5	7/6 to 16/					
21 and over	1	40/	3	20/					
	3	60/	1	22/6					
	1	62/			..	..	..	..	..
Printing, &c. (Cardboard-box Makers).									
14 to 16 ..	..	See	6	See					
17 to 20 ..	4	Table	9	Table					
21 and over	3	5	16	5	..	..	..	..	..
Printing, &c. (Job Printers, chiefly Small Factories).									
14 to 16 ..	2	See	..	..					
17 to 20 ..	10	Table	..	..					
21 and over	17	5	..	..	..	..	..	..	..
Printing, &c. (Rubber-stamp Makers).									
21 and over	1	60/	..	..	..	..	..	..	..
Printing, &c. (Engineers and Mechanics).									
14 to 16 ..	2	12/6 & 15/	..	..					
17 to 20 ..	3	17/6 to 36/	..	..					
	2	50/	..	..					
	4	60/	..	..					
21 and over	2	85/ & 90/	..	..					
	1	110/	..	..	..	..	..	..	..
Printing, &c. (Summary of all Branches).									
14 to 16 ..	21	..	13	..					
17 to 20 ..	67	..	57	..					
21 and over	325	..	64	..	586	..	26	5	5	36	£58,976
Employers, 39.									
Rope and Twine Manufacturing.									
14 to 16 ..	3	See	..	..					
17 to 20 ..	13	Table	..	..					
21 and over	20	5	..	..	39	..	..	..	1	1	£3,420
Employers, 3.									
Saddle and Harness Making.									
14 to 16 ..	6	See	..	..					
17 to 20 ..	7	Table	..	..					
21 and over	49	5	..	..	89	..	21	2	..	23	£6,552
Employers, 27.									
Sail, Tent, and Canvas-goods Making.									
17 to 20 ..	3	12/6 to 30/	..	..					
	1	35/							
21 and over	4	45/ to 48/	2	22/6 & 25/					
	5	55/ to 60/			22	..	6	..	..	6	£1,035
Employers—Males 6, female 1.									
Sauce, Pickle, and Condiment Making.									
14 to 16 ..	..	..	3	10/ to 14/					
17 to 20 ..	10	12/6 to 25/	9	10/ to 17/6					
	7	30/ to 36/							
	9	40/ to 50/	5	15/ to 17/					
21 and over	4	55/ to 60/	4	20/ to 25/					
	1	70/			57	..	5	..	1	6	£3,189
Employers, 5.									
Sausage-casing Preparing.									
17 to 20 ..	4	36/	..	..					
	10	45/ to 50/	..	..					
21 and over	21	52/ to 55/4	..	..					
	2	60/ & 70/	..	..					
	5	90/ to 100/	..	..	43	..	3	2	..	5	£4,104
Employer, 1.									
Saw-trimmers and Tool-repairers.									
21 and over	1	50/	..	..	4	..	2	..	..	2	£130
Employers, 3.									
Sawmilling and Sash and Door Making (General Hands).									
14 to 16 ..	4	See	..	..					
17 to 20 ..	13	Table	..	..					
21 and over	18	5	..	..	..	..	..	..	..	..	..
Sawmilling and Sash and Door Making (Sash and Door Makers).									
14 to 16 ..	1	See	..	..					
17 to 20 ..	20	Table	..	..					
21 and over	41	5	..	..	..	..	..	..	..	..	..
Sawmilling and Sash and Door Making (Painters).									
21 and over	2	See Table 5	..	..	..	..	..	..	..	..	..

N.Z. GOVERNMENT LIBRARY. DEPT. OF LABOUR

FACTORIES—*continued.*

TABLE 1—*continued.*

Ages.	Number of Persons employed, and Weekly Wages.						Number of Work-rooms employing				Total Wages paid during the Year
	Males.		Females.		Total Number employed.	Number of whom are Indentured Apprentices.	Up to 8 Persons.	9 to 30 Persons.	More than 30 Persons.	Total	
	Number	Weekly Wages.	Number	Weekly Wages.							
CHRISTCHURCH (CITY)—*continued.*											
Sawmilling and Sash and Door Making (Machinists and Saw-sharpeners).											
14 to 16 ..	3	See	..	..							
17 to 20 ..	7	Table	..	..							
21 and over	50	5	..	..	..	..	..	..	..	..	..
Sawmilling and Sash and Door Making (Engine-drivers and Stokers).											
17 to 20 ..	2	See	..	..							
21 and over	10	Table 5	..	..	..	..	..	..	..	..	..
Sawmilling and Sash and Door Making (Labourers and Yardmen).											
21 and over	12	See Table 5	..	..	..	..	..	..	..	..	..
Sawmilling and Sash and Door Making (Summary of all Branches).											
14 to 16 ..	8	..	..	..							
17 to 20 ..	42	..	..	..							
21 and over	133	..	..	..	193	..	10	5	2	17	£20,430
Employers, 10.											
Seed and Grain Cleaning and Packing.											
17 to 20 ..	4	12/ to 25/	1	12/							
21 and over	8	20/ to 40/	1	35/							
	8	44/ to 48/									
	20	49/6 to 55/									
	2	60/ & 75/			46	..	8	1	..	9	£4,017
Employers, 2.											
Sewing and other Machine Repairing.											
17 to 20 ..	2	15/	..	..							
21 and over	2	55/ & 60/	..	..	4	..	1	..	..	1	£377
Shirtmaking.											
14 to 16 ..	1	17/	5	5/ to 13/							
17 to 20 ..	..	..	20	5/ to 22/							
	2	30/ & 32/6	27	7/ to 19/							
21 and over	2	40/ & 42/6	36	20/ to 25/							
	2	50/	14	26/6 to 38/6							
			2	40/	123	..	14	2	1	17	£4,537
Employers—Males 4, females 8.											
Sign and Ticket Writing.											
17 to 20 ..	1	10/	1	9/							
21 and over	2	60/ & 66/	..	..	6	..	2	..	..	2	£21
Employers, 2.											
Soap and Candle Manufacturing.											
14 to 16 ..	6	8/ to 20/	1	6/							
17 to 20 ..	6	10/ to 30/	1	6/							
	3	17/ to 20/	..	..							
21 and over	21	40/ to 50/	..	..							
	7	54/ to 75/10	..	..							
	2	90/ & 100/	..	..	57	..	8	2	..	10	£4,150
Employers, 10.											
Stone Quarrying and Crushing.											
17 to 20 ..	6	See	..	..							
21 and over	76	Table 5	..	..	84	..	6	..	..	6	£7,975
Employers, 2.											
Tailoring (Cutters and Foremen).											
17 to 20 ..	1	10/	..	..							
21 and over	5	60/	..	..							
	6	80/ to 130/	..	..							
	4	140/ to 200/	..	..	..	..	..	..	..	..	..
Tailoring (Coat Hands).											
14 to 16 ..	4	See	2	See							
17 to 20 ..	17	Table	25	Table							
21 and over	128	5	67	5	..	..	..	..	..	..	..
Tailoring (Trousers and Vest Hands).											
14 to 16 ..	..	See	15	See							
17 to 20 ..	1	Table	47	Table							
21 and over	9	5	163	5	..	..	..	..	..	..	..
Tailoring (Machinists).											
17 to 20 ..	..	..	4	See							
21 and over	..	..	42	Table 5	..	..	..	..	..	..	..
Tailoring (Pressers).											
17 to 20 ..	2	See	..	..							
21 and over	18	Table 5	..	..	..	..	..	..	..	..	..

FACTORIES—*continued.*

TABLE 1—*continued.*

Ages.	Number of Persons employed, and Weekly Wages.						Number of Work-rooms employing				Total Wages paid during the Year
	Males.		Females.		Total Number employed.	Number of whom are Indentured Apprentices.	Up to 8 Persons.	9 to 30 Persons.	More than 30 Persons.	Total.	
	Number	Weekly Wages.	Number	Weekly Wages.							
CHRISTCHURCH (CITY)—*continued.*											
Tailoring (General Hands).											
14 to 16 ..	..	See	2	See							
17 to 20 ..	8	Table	7	Table							
21 and over	19	5	16	5	..	..	..	..	..	..	..
Tailoring (Summary).											
14 to 16 ..	4	..	19	..							
17 to 20 ..	29	..	83	..							
21 and over	189	..	288	..	681	..	55	14	3	72	£50,028
Employers—Males 68, female 1.											
Tea Blending and Packing.											
14 to 16 ..	5	7/6 to 15/	3	5/ to 10/							
17 to 20 ..	13	12/6 to 22/6	9	10/ to 15/							
21 and over	4	27/ to 40/	2	17/6 & 25/							
	5	42/ to 57/6	1	30/							
	2	80/									
	1	100/			53	..	7	1	..	8	£2,614
Employers, 8.											
Tinsmithing.											
14 to 16 ..	6	See	..	..							
17 to 20 ..	15	Table	..	..							
21 and over	55	5	..	..	91	..	12	3	..	15	£5,897
Employers, 15.											
Tobacco-cutting and Cigarette-making.											
17 to 20 ..	1	15/	..	..	2	..	1	..	..	1	£39
Employer, 1.											
Toy and Mat Making and Rag-sorting.											
21 and over	7	..	..	..	9	..	..	1	..	1	..
Employers, 2.											
Umbrella-making.											
14 to 16 ..	1	8/	..	..							
17 to 20 ..	..	..	2	13/ & 18/							
21 and over	1	60/	1	24/	7	..	2	..	..	2	£308
Employers, 2.											
Underclothing-making.											
14 to 16 ..	..	..	10	5/ to 12/6							
17 to 20 ..	..	..	16	5/ to 22/6							
21 and over	..	..	8	10/ to 17/6							
			21	20/ to 26/							
			6	27/6 to 32/6							
			1	50/	76	..	19	..	1	20	£1,982
Employers—Females 14.											
Watch and Jewellery Making.											
14 to 16 ..	3	5/ to 8/6	..	..							
17 to 20 ..	12	10/ to 35/	..	..							
21 and over	7	30/ to 35/	..	..							
	25	40/ to 55/	..	..							
	8	60/ to 65/	..	..							
	7	70/ to 80/	..	..	92	..	28	1	..	29	£6,379
Employers, 30.											
Whip-thong Making.											
..	..	..	..	..	3	..	1	..	..	1	..
Employers—Male 1, females 2.											
Wine-manufacturing.											
21 and over	2	30/	..	..	3	..	1	..	..	1	£150
Employer, 1.											
Wire-working.											
14 to 16 ..	1	12/6	..	..							
17 to 20 ..	12	10/ to 45/	..	..							
21 and over	2	36/ & 40/	1	15/							
	4	47/6 to 52/									
	4	55/									
	1	65/			30	..	5	1	..	6	£1,186
Employers, 5.											
Wood Carving and Turning.											
14 to 16 ..	3	7/6 to 12/6	..	..							
17 to 20 ..	7	5/ to 20/	..	..							
21 and over	3	20/	..	..	24	..	9	..	..	9	£317
Employers, 11.											
Wool-dumping.											
17 to 20 ..	1	25/	..	..							
21 and over	6	48/	..	..							
	37	60/	..	..							
	2	70/	..	..	46	..	..	2	..	2	£1,806

FACTORIES—*continued.*

TABLE 1—*continued.*

Ages.	Number of Persons employed, and Weekly Wages.						Number of Work-rooms employing				Total Wages paid during the Year
	Males.		Females.		Total Number employed.	Number of whom are Indentured Apprentices.	Up to 8 Persons.	9 to 30 Persons.	More than 30 Persons.	Total.	
	Number.	Weekly Wages.	Number.	Weekly Wages.							
CHRISTCHURCH (CITY)—*continued.*											
Woollen-milling (Wool-classers).											
17 to 20 ..	1	See	..	..							
21 and over	10	Table 5	..	..	..	..	..	..	..	..	..
Woollen-milling (Milling Department).											
21 and over	7	See Table 5	..	..	..	..	..	..	..	..	..
Woollen-milling (Pattern Making and Designing).											
17 to 20 ..	1	See	..	..							
21 and over	2	Table 5	..	..	..	..	..	..	..	..	..
Woollen-milling (Spinning).											
14 to 16 ..	3	See	..	See							
17 to 20 ..	9	Table	2	Table							
21 and over	16	5	..	5	..	..	..	..	..	..	..
Woollen-milling (Turning and Winding Department).											
14 to 16 ..	..	See	9	See							
17 to 20 ..	2	Table	10	Table							
21 and over	13	5	1	5	..	..	..	..	..	..	..
Woollen-milling (Weaving Department).											
17 to 20 ..	..	..	8	See							
21 and over	..	..	55	Table 5	..	..	..	..	..	..	..
Woollen-milling (Burling Department).											
17 to 20 ..	..	See	1	See							
21 and over	1	Table 5	20	Table 5	..	..	..	..	..	..	..
Woollen-milling (Warping Department).											
17 to 20 ..	1	See	..	..							
21 and over	4	Table 5	..	..	..	..	..	..	..	..	..
Woollen-milling (Carding Department).											
21 and over	17	See Table 5	..	..	..	..	..	..	..	..	..
Woollen-milling (Dyeing Department).											
21 and over	5	See Table 5	..	..	..	..	..	..	..	..	..
Woollen-milling (Finishing Department).											
14 to 16 ..	2	See	..	See							
17 to 20 ..	1	Table	..	Table							
21 and over	12	5	2	5	..	..	..	..	..	..	..
Woollen-milling (Hosiery Department).											
14 to 16 ..	..	See	6	See							
17 to 20 ..	3	Table	12	Table							
21 and over	11	5	33	5	..	..	..	..	..	..	..
Woollen-milling (Engineers and Mechanics).											
21 and over	9	See Table 5	..	..	..	..	..	..	..	..	..
Woollen-milling (Time-keepers and Watchmen, &c.).											
21 and over	4	See Table 5	..	..	..	..	..	..	..	..	..
Woollen-milling (Summary of all Branches).											
14 to 16 ..	5	..	15	..							
17 to 20 ..	18	..	33	..							
21 and over	111	..	111	..	293	..	..	..	1	1	£25,280
DUNEDIN (CITY).											
Aerated-water and Cordial Manufacturing.											
14 to 16 ..	3	10/6 to 25/	..	..							
17 to 20 ..	6	20/ to 35/	..	..							
21 and over	11	20/ to 35/	..	..							
	55	45/ to 52/6	..	..							
	3	65/ to 80/	..	..	91	..	10	1	1	12	£9,091
Employers, 13.											
Agricultural-implement Manufacturing (Moulders).											
17 to 20 ..	1	See Table 5	..	..	..	..	..	..	..	..	..
Agricultural-implement Manufacturing (Fitters and Turners).											
14 to 16 ..	2	See	..	..							
17 to 20 ..	5	Table	..	..							
21 and over	15	5	..	..	..	..	..	..	..	..	..

FACTORIES—*continued.*

TABLE 1—*continued.*

Ages.	Number of Persons employed, and Weekly Wages.				Total Number employed.	Number of whom are Indentured Apprentices.	Number of Work-rooms employing				Total Wages paid during the Year
	Males.		Females.				Up to 8 Persons.	9 to 30 Persons.	More than 30 Persons.	Total.	
	Number	Weekly Wages.	Number	Weekly Wages.							
DUNEDIN (CITY)—*continued.*											
Agricultural-implement Manufacturing (Blacksmiths).											
14 to 16 ..	3	See	..	..							
17 to 20 ..	10	Table	..	..							
21 and over	37	5	..	..	..	..	..	..	..	..	..
Agricultural-implement Manufacturing (Wheelwrights and Carpenters).											
14 to 16 ..	1	See	..	..							
17 to 20 ..	5	Table	..	..							
21 and over	13	5	..	..	..	..	..	..	..	..	..
Agricultural-implement Manufacturing (Painters).											
14 to 16 ..	1	See	..	..							
17 to 20 ..	1	Table	..	..							
21 and over	3	5	..	..	..	..	..	..	..	..	..
Agricultural-implement Manufacturing (Engine-drivers).											
21 and over	6	See Table 5	..	..	..	..	..	..	..	..	..
Agricultural-implement Manufacturing (General Hands).											
21 and over	5	45/	..	..							
	2	50/	..	..							
	2	60/ & 70/	..	..	..	..	..	..	..	..	..
Agricultural-implement Manufacturing (Summary of all Branches).											
14 to 16 ..	7	..	..	..							
17 to 20 ..	22	..	..	..							
21 and over	83	..	..	..	112	..	4	..	1	5	£13,833
Asphalt-manufacturing.											
21 and over	3	..	..	..							
	2	..	..	..	9	..	4	..	..	4	£50
Employers, 4.											
Bacon-curing.											
17 to 20 ..	2	15/ & 20/	1	12/6							
21 and over	2	27/6 & 42/	2	12/6 & 16/6							
	8	40/ to 55/									
	3	60/ to 70/			43	..	16	..	..	16	£1,748
Employers, 25.											
Bag-making (Calico, Flax, and Jute).											
14 to 16 ..	..	..	4	5/ to 11/							
17 to 20 ..	2	12/6 & 20/	12	10/ to 18/6							
21 and over	2	25/ & 35/	5	8/ to 14/							
	2	50/ & 70/	4	15/ to 35/	33	..	2	1	..	3	£1,445
Employers—Females 2.											
Basket and Wicker-ware Manufacturing.											
14 to 16 ..	3	5/ to 12/6	..	..							
17 to 20 ..	4	10/ to 30/	..	..							
21 and over	2	20/	..	..							
	4	36/ to 48/	..	..							
	7	50/ to 60/	..	..	31	..	9	1	..	10	£1,286
Employers, 11.											
Biscuit and Confectionery Manufacturing.											
14 to 16 ..	37	8/ to 17/6	24	8/ to 11/6							
17 to 20 ..	42	14/ to 30/	64	10/ to 17/6							
21 and over	20	17/ to 25/	20	12/ to 15/							
	24	27/6 to 37/6	37	17/ to 25/							
	45	40/ to 50/	5	27/6 to 40/							
	12	60/ to 70/									
	7	80/ to 120/									
	4	200/ to 240/			351	..	8	2	2	12	£24,601
Employers—Males 8, females 2.											
Blacksmithing, Farriery, &c.											
14 to 16 ..	2	7/6	..	..							
17 to 20 ..	9	7/6 to 30/	..	..							
21 and over	10	35/ to 42/	..	..							
	11	44/ to 50/	..	..							
	10	55/ to 60/	..	..	85	..	37	..	..	37	£3,252
Employers, 43.											
Blindmaking.											
14 to 16 ..	1	10/	..	..							
17 to 20 ..	3	15/ to 18/	1	20/							
21 and over	1	..	1	20/							
	2	..	..	..	12	..	2	..	..	2	£681
Employers, 3.											

FACTORIES—*continued.*

TABLE 1—*continued.*

Ages.	Number of Persons employed, and Weekly Wages.						Number of Work-rooms employing				Total Wages paid during the Year
	Males.		Females.		Total Number employed.	Number of whom are Indentured Apprentices.	Up to 8 Persons.	9 to 30 Persons.	More than 30 Persons.	Total.	
	Number	Weekly Wages.	Number	Weekly Wages.							
DUNEDIN (CITY)—*continued.*											
Boatbuilding.											
14 to 16 ..	4	7/6 to 14/	..	..							
17 to 20 ..	3	15/ to 30/	..	..							
21 and over	1	40/	..	..							
	1	60/	..	..	14	..	4	..	..	4	£401
Employers, 5.											
Boot Making and Repairing (Rough-stuff Cutters).											
17 to 20 ..	2	See	..	..							
21 and over	15	Table 5	..	..	..	..	..	..	..	..	..
Boot Making and Repairing (Clickers).											
17 to 20 ..	5	See	1	See							
21 and over	29	Table 5	..	Table 5	..	..	..	..	..	..	..
Boot Making and Repairing (Benchmen).											
14 to 16 ..	7	See	..	..							
17 to 20 ..	3	Table	..	..							
21 and over	86	5	..	..	..	..	..	..	..	..	
Boot Making and Repairing (Machinists).											
14 to 16 ..	..	See	10	See							
17 to 20 ..	..	Table	25	Table							
21 and over	2	5	56	5	..	..	..	..	..	..	..
Boot Making and Repairing (Sizers and Finishers).											
14 to 16 ..	1	See	1	See							
17 to 20 ..	2	Table	5	Table							
21 and over	44	5	2	5	..	..	..	..	..	..	..
Boot Making and Repairing (Fitters and Table Hands).											
14 to 16 ..	..	..	11	See							
17 to 20 ..	..	..	7	Table							
21 and over	..	..	23	5	..	..	..	..	..	..	..
Boot Making and Repairing (Pump and Welt Hands).											
17 to 20 ..	3	See	..	..							
21 and over	5	Table 5	..	..	..	..	..	..	..	..	..
Boot Making and Repairing (General Hands in Larger Factories).											
14 to 16 ..	1	See	..	See							
17 to 20 ..	1	Table	..	Table							
21 and over	6	5	1	5	..	..	..	..	..	..	..
Boot Making and Repairing (General Hands in Smaller Factories).											
14 to 16 ..	3	See	..	See							
17 to 20 ..	8	Table	3	Table							
21 and over	73	5	6	5	..	..	..	..	..	..	..
Boot Making and Repairing (Summary of all Branches).											
14 to 16 ..	12	..	22	..							
17 to 20 ..	24	..	41	..							
21 and over	260	..	88	..	506	..	54	4	3	61	£39,892
Employers, 59.											
Bread and Small-goods Baking (Bread).											
14 to 16 ..	6	See	..	..							
17 to 20 ..	13	Table	..	..							
21 and over	80	5	..	..	146	..	44	..	..	44	£10,928
Employers, 47.											
Bread and Small-goods Baking (Pastry, &c.).											
14 to 16 ..	4	See	..	See							
17 to 20 ..	11	Table	2	Table							
21 and over	26	5	7	5	69	..	18	1	..	19	£4,378
Employers, 19.											
Brewing, Malting, and Bottling.											
14 to 16 ..	1	10/	..	..							
17 to 20 ..	9	20/ to 35/	..	..							
21 and over	17	25/ to 35/	..	..							
	122	40/ to 50/	..	..							
	6	67/ to 80/	..	..							
	3	95/ to 140/	..	..	162	..	4	3	1	8	£21,388
Employers, 4.											
Brick, Tile, Pottery, and Concrete-pipe Manufacturing.											
17 to 20 ..	20	18/ & 36/	..	..							
21 and over	2	35/ & 38/6	..	..							
	58	44/ to 50/	..	..							
	2	60/ & 70/	..	..	88	..	2	3	1	6	£8,260
Employers, 6.											

FACTORIES—*continued.*

TABLE 1—*continued.*

Ages	Number of Persons employed, and Weekly Wages.						Number of Work-rooms employing				Total Wages paid during the Year
	Males.		Females.		Total Number employed.	Number of whom are Indentured Apprentices.	Up to 8 Persons.	9 to 30 Persons.	More than 30 Persons.	Total.	
	Number	Weekly Wages.	Number	Weekly Wages.							
DUNEDIN (CITY)—*continued.*											
Brush and Broom Manufacturing.											
14 to 16 ..	1	7/6	3	7/6 to 11/							
17 to 20 ..	7	15/ to 25/	5	12/ to 18/							
21 and over	1	25/	5	25/							
	11	40/ to 55/	2	30/							
	3	70/ to 100/			39	..	1	..	1	2	£3,025
Employer, 1.											
Butchers' Small-goods Manufacturing.											
14 to 16 ..	1	See	..	..							
17 to 20 ..	8	Table	..	..							
21 and over	42	5	..	..	102	..	48	..	..	48	£5,525
Employers, 51.											
Butter, Cheese, and Condensed-milk Manufacturing.											
14 to 16 ..	1	15/	9	10/ to 18/6							
17 to 20 ..	2	35/ & 40/	4	15/ to 35/							
21 and over	10	20/ to 30/	2	11/6 & 12/6							
	35	35/ to 50/	1	15/							
	10	60/ to 80/			75	..	17	..	1	18	£7,531
Employer, 1.											
Cabinetmakers and Upholsterers (Polishers).											
14 to 16 ..	2	See	..	..							
17 to 20 ..	2	Table	..	..							
21 and over	17	5	..	..	..	..	..	..	..	..	..
Cabinetmakers and Upholsterers (Cabinetmakers).											
14 to 16 ..	14	See	..	..							
17 to 20 ..	42	Table	..	..							
21 and over	110	5	..	..	..	..	..	..	..	..	..
Cabinetmakers and Upholsterers (Machinists).											
14 to 16 ..	3	See	..	..							
17 to 20 ..	5	Table	..	..							
21 and over	15	5	..	..	..	..	..	..	..	..	..
Cabinetmakers and Upholsterers (Chair and Mantel Makers).											
14 to 16 ..	3	See	..	..							
17 to 20 ..	1	Table	..	..							
21 and over	9	5	..	..	..	..	..	..	..	..	..
Cabinetmakers and Upholsterers (Upholsterers).											
14 to 16 ..	4	See	..	See							
17 to 20 ..	5	Table	8	Table							
21 and over	37	5	6	5	..	..	..	..	..	..	..
Cabinetmakers and Upholsterers (Summary).											
14 to 16 ..	26	..	..	..							
17 to 20 ..	55	..	8	..							
21 and over	188	..	6	..	332	..	41	7	2	50	£29,450
Employers—Males 48, female 1.											
Cardboard-box Making, &c.											
14 to 16 ..	3	See	10	See							
17 to 20 ..	2	Table	9	Table							
21 and over	7	5	21	5	55	..	3	2	..	5	£3,230
Employers, 3.											
Carpentering and Joinery.											
14 to 16 ..	9	See	..	..							
17 to 20 ..	14	Table	..	..							
21 and over	81	5	..	..	152	..	43	2	..	45	£8,233
Employers, 48.											
Carpet-sewing.											
17 to 20 ..	..	..	1	10/							
21 and over	..	..	2	20/ & 35/	3	..	1	..	..	1	£157
Chemicals, Drugs, and Patent-medicines Manufacturing.											
14 to 16 ..	3	12/6 to 17/6	3	8/ to 11/6							
17 to 20 ..	6	15/ to 36/	23	9/ to 15/							
21 and over	5	22/6 to 30/	6	12/6 to 15/							
	27	35/ to 55/	11	16/6 to 20/							
	6	60/ to 70/	2	22/6 & 25/	104	..	9	3	..	12	£7,703
Employers—Males 11, female 1.											
Cigarette-making.											
21 and over	..	..	1	20/	2	..	1	..	..	1	£52
Employer, 1.											

FACTORIES—*continued.*

TABLE 1—*continued.*

Ages.	Number of Persons employed, and Weekly Wages.						Number of Work-rooms employing				Total Wages paid during the Year.
	Males.		Females.		Total Number employed.	Number of whom are Indentured Apprentices.	Up to 8 Persons.	9 to 30 Persons.	More than 30 Persons.	Total.	
	Number	Weekly Wages.	Number	Weekly Wages.							
DUNEDIN (CITY)—*continued.*											
Clothing-manufacturing (Cutters, Foremen, and Timekeepers).											
14 to 16 ..	1	10/	..	..							
17 to 20 ..	9	10/ to 40/	..	..							
21 and over	8	32/6 to 50/	2	20/ & 25/							
	18	55/ to 70/	2	37/6 & 40/							
	7	75/ to 150/			..	..	..	..	..	..	..
Clothing-manufacturing (Coat Hands).											
14 to 16 ..	..	See	9	See							
17 to 20 ..	..	Table	42	Table							
21 and over	3	5	53	5	..	..	..	..	..	..	..
Clothing-manufacturing (Trousers and Vest Hands).											
14 to 16 ..	..	..	9	See							
17 to 20 ..	..	..	15	Table							
21 and over	..	..	9	5	..	..	..	..	..	..	..
Clothing-manufacturing (Machinists and Finishers).											
14 to 16 ..	..	..	5	See							
17 to 20 ..	..	..	29	Table							
21 and over	..	..	62	5	..	..	..	..	..	..	..
Clothing-manufacturing (Pressers).											
17 to 20 ..	3	See	..	..							
21 and over	20	Table 5	..	..	..	..	..	..	..	..	..
Clothing-manufacturing (Ticket and Button Sewers).											
14 to 16 ..	..	..	9	See							
17 to 20 ..	..	..	6	Table							
21 and over	..	..	14	5	..	..	..	..	..	..	..
Clothing-manufacturing (Denim Hands).											
14 to 16 ..	..	..	1	See							
17 to 20 ..	..	..	20	Table							
21 and over	..	..	30	5	..	..	..	..	..	..	..
Clothing-manufacturing (General Factory Hands).											
14 to 16 ..	1	See	4	See							
17 to 20 ..	2	Table	9	Table							
21 and over	9	5	5	5	..	..	..	..	..	..	..
Clothing-manufacturing (Summary).											
14 to 16 ..	2	..	37	..							
17 to 20 ..	14	..	121	..							
21 and over	65	..	177	..	417	..	..	..	5	5	£28,150
Employer, 1.											
Coachbuilding (Bodymakers).											
14 to 16 ..	3	See	..	..							
21 and over	9	Table 5	..	..	..	..	..	..	..	..	..
Coachbuilding (Blacksmiths).											
14 to 16 ..	5	See	..	..							
17 to 20 ..	3	Table	..	..							
21 and over	12	5	..	..	..	..	..	..	..	..	..
Coachbuilding (Painters).											
17 to 20 ..	2	See	..	..							
21 and over	11	Table 5	..	..	..	..	..	..	..	..	..
Coachbuilding (Trimmers).											
21 and over	3	See Table 5	..	..	..	..	..	..	..	..	
Coachbuilding (Wheelwrights).											
14 to 16 ..	3	See	..	..							
21 and over	9	Table 5	..	..	..	..	..	..	..	..	..
Coachbuilding (Helpers).											
14 to 16 ..	1	See	..	..							
21 and over	3	Table 5	..	..	..	..	..	..	..	..	..
Coachbuilding (General Hands).											
17 to 20 ..	4	See	..	..							
21 and over	7	Table 5	..	..	..	..	..	..	..	..	..
Coachbuilding (Summary).											
14 to 16 ..	12	..	..	..							
17 to 20 ..	9	..	..	..							
21 and over	54	..	..	..	93	..	12	4	..	16	£6,983
Employers, 18.											

FACTORIES—*continued.*

TABLE 1—*continued.*

Ages.	Number of Persons employed, and Weekly Wages.						Number of Work-rooms employing				Total Wages paid during the Year
	Males.		Females.		Total Number employed.	Number of whom are Indentured Apprentices.	Up to 8 Persons.	9 to 30 Persons.	More than 30 Persons.	Total.	
	Number	Weekly Wages.	Number	Weekly Wages.							
DUNEDIN (CITY)—*continued.*											
Coffee and Spice Grinding.											
14 to 16 ..	3	10/ to 15/	..	..							
17 to 20 ..	6	12/6 to 22/6	3	10/ to 15/							
21 and over	3	32/6 to 40/	1	17/							
	11	45/ to 60/									
	2	70/ & 86/			34	..	5	1	..	6	£2,704
Employers, 5.											
Coopering (mostly in connection with Brewing).											
21 and over	1	49/6	..	..	2	..	1	..	..	1	£97
Employer, 1.											
Cycle and Motor Engineering.											
14 to 16 ..	10	8/ to 12/6	..	..							
17 to 20 ..	24	6/ to 30/	..	..							
21 and over	14	25/ to 40/	..	..							
	29	45/ to 60/	..	..							
	5	65/ to 80/	..	..	100	..	19	2	..	21	£5,842
Employers, 18.											
Dentistry (Mechanical).											
14 to 16 ..	4	5/ to 10/	..	..							
17 to 20 ..	6	8/ to 35/	..	..							
21 and over	8	35/ to 50/	3	10/ to 15/							
	5	60/ to 70/	2	20/ & 30/							
	3	80/ to 100/	..	..	56	..	24	..	..	24	£2,363
Employers—Males 24, female 1.											
Dressmaking and Millinery (Dressmakers).											
14 to 16 ..	..	..	74	5/ to 14/							
17 to 20 ..	..	..	205	5/ to 20/							
21 and over	..	..	73	10/ to 17/6							
			186	20/ to 25/							
			47	27/6 to 35/							
			21	40/ to 140/	708	..	86	12	4	102	£23,648
Employers—Females 102.											
Dressmaking and Millinery (Mantle-makers).											
14 to 16 ..	1	15/	8	5/ to 10/6							
17 to 20 ..	..	..	33	5/ to 23/							
21 and over	3	35/	55	13/ to 20/							
	4	50/ to 60/	37	22/6 to 27/6							
	3	70/ to 75/	3	30/ to 35/	153	..	5	3	1	9	£6,175
Employers—Males 2, females 4.											
Dressmaking and Millinery (Milliners).											
14 to 16 ..	..	..	14	5/ to 8/							
17 to 20 ..	..	..	79	5/ to 25/							
21 and over	..	..	27	12/6 to 20/							
			22	22/6 to 35/							
			10	40/ to 75/	170	..	28	7	..	35	£5,213
Employers—Females 18.											
Dyeing and Cleaning.											
14 to 16 ..	..	..	1	12/6							
17 to 20 ..	2	15/ & 30/	1	10/							
21 and over	2	32/6 & 35/	3	17/6 to 22/6							
	3	55/ to 60/			19	..	6	..	..	6	£721
Employers, 7.											
Electric Power and Light Generation.											
21 and over	11	48/ to 56/	..	..							
	6	70/ to 80/	..	..							
	3	100/ to 120/	..	..	20	..	3	..	1	4	£3,565
Engineering and Ironfounding (Pattern-makers).											
14 to 16 ..	1	7/6	..	..							
17 to 20 ..	9	5/ to 20/	..	..							
21 and over	6	15/ to 36/	..	..							
	4	44/ to 60/	..	..							
	11	66/ to 90/	..	..	..	..	..	..	..	..	..
Engineering and Ironfounding (Fitters and Turners).											
14 to 16 ..	5	See	..	..							
17 to 20 ..	50	Table	..	..							
21 and over	76	5	..	..	..	..	..	..	..	..	..
Engineering and Ironfounding (Moulders).											
14 to 16 ..	2	See	..	..							
17 to 20 ..	12	Table	..	..							
21 and over	74	5	..	..	..	..	..	..	..	..	..

FACTORIES—*continued.*

TABLE 1—*continued.*

Ages.	Number of Persons employed, and Weekly Wages.						Number of Work-rooms employing				Total Wages paid during the Year
	Males.		Females.		Total Number employed.	Number of whom are Indentured Apprentices.	Up to 8 Persons.	9 to 30 Persons.	More than 30 Persons.	Total.	
	Number	Weekly Wages.	Number	Weekly Wages.							
DUNEDIN (CITY)—*continued.*											
Engineering and Ironfounding (Blacksmiths).											
14 to 16 ..	2	See	..	..							
17 to 20 ..	16	Table	..	..							
21 and over	51	5	..	..	..	..	..	..	..	..	..
Engineering and Ironfounding (Boilermakers).											
14 to 16 ..	3	See	..	..							
17 to 20 ..	36	Table	..	..							
21 and over	136	5	..	..	..	..	..	..	..	..	..
Engineering and Ironfounding (Labourers and Helpers).											
17 to 20 ..	3	See	..	..							
21 and over	20	Table 5	..	..	..	..	..	..	..	..	..
Engineering and Ironfounding (General Hands in Larger Factories).											
14 to 16 ..	2	See	..	..							
17 to 20 ..	23	Table	..	..							
21 and over	89	5	..	..	..	..	..	..	..	..	..
Engineering and Ironfounding (General Hands in Smaller Factories).											
14 to 16 ..	3	See	..	..							
17 to 20 ..	12	Table	..	..							
21 and over	20	5	..	..	..	..	..	..	..	..	..
Engineering and Ironfounding (Summary of above Branches).											
14 to 16 ..	18	..	..	..							
17 to 20 ..	162	..	..	..							
21 and over	486	..	..	..	687	..	16	5	7	28	£61,387
Employers, 21.											
Engineering Allied Trades (Electrical Engineers).											
14 to 16 ..	1	See	..	..							
17 to 20 ..	16	Table	..	..							
21 and over	43	5	..	..	63	..	5	3	..	8	£5,961
Employers, 3.											
Engineering Allied Trades (Brassfounders and Finishers).											
14 to 16 ..	10	See	3	8/ to 10/							
17 to 20 ..	21	Table	7	10/ to 18/							
21 and over	59	5	6	15/ to 25/	112	..	5	1	1	7	£9,511
Employers, 6.											
Engineering Allied Trades (Coppersmiths).											
14 to 16 ..	2	See	..	..							
17 to 20 ..	4	Table	..	..							
21 and over	11	5	..	..	17	..	1	1	..	2	£1,898
Engineering Allied Trades (Lead-pipe Makers).											
21 and over	2	8/ & 10/	..	..	2	..	1	..	..	1	£286
Engineering Allied Trades (Saw and Tool Makers).											
21 and over	1	53/	..	..	3	..	1	..	..	1	£138
Employers, 2.											
Engineering Allied Trades (Electroplaters).											
21 and over	1	66/	..	..	1	..	1	..	..	1	£168
Engineering Allied Trades (Tram-car Building and Repairing).											
21 and over	10	40/ to 55/	..	..							
	19	60/ to 70/	..	..							
	3	75/ to 90/	..	..	32	..	3	1	..	4	£5,103
Engineering Allied Trades (Range and Stove Making).											
14 to 16 ..	12	See	..	..							
17 to 20 ..	18	Table	..	..							
21 and over	133	5	..	..	163	..	..	2	1	3	£17,645
Engineering Allied Trades (Spouting-manufacturing).											
17 to 20 ..	2	22/6 & 25/	..	..							
21 and over	2	22/6	..	..							
	2	40/ & 53/	..	..	6	..	1	..	..	1	£454
Engineering Allied Trades (Ironmilling).											
14 to 16 ..	2	15/ & 25/	..	..							
17 to 20 ..	2	30/	..	..							
21 and over	22	44/ & 48/	..	..							
	9	50/ to 55/	..	..							
	8	65/ to 70/	..	..							
	1	100/	..	..	44	..	..	..	1	1	£5,770

FACTORIES—*continued.*

TABLE 1—*continued.*

Ages.	Number of Persons employed, and Weekly Wages.				Total Number employed.	Number of whom are Indentured Apprentices.	Number of Work-rooms employing				Total Wages paid during the Year
	Males.		Females.				Up to 8 Persons.	9 to 30 Persons.	More than 30 Persons.	Total.	
	Number	Weekly Wages.	Number	Weekly Wages.							
DUNEDIN (CITY)—*continued.*											
Engineering Allied Trades (Summary of all Engineering).											
14 to 16 ..	45	..	3	..							
17 to 20 ..	225	..	7	..							
21 and over	812	..	6	..	1,120	..	34	13	10	57	£108,321
Employers, 32.											
Engraving and Die-sinking.											
14 to 16 ..	1	5/	..	..							
17 to 20 ..	3	5/ to 22/6	1	12/6							
21 and over	3	27/6 to 30/	..	..							
	5	45/ to 55/	..	..							
	2	80/ & 85/	..	..	19	..	4	..	..	4	£1,406
Employers, 4.											
Fellmongering.											
14 to 16 ..	2	18/ & 24/	..	..							
21 and over	11	42/ to 45/	..	..							
	9	48/ to 54/	..	..	26	..	4	1	..	5	£1,958
Employers, 4.											
Fibrous-plaster Working.											
14 to 16 ..	3	9/ to 15/	..	..							
17 to 20 ..	4	12/ to 27/6	..	..							
21 and over	1	25/	..	..							
	8	49/6 to 66/	..	..							
	1	80/	..	..	21	..	3	1	..	4	£1,813
Employers, 4.											
Firewood-cutting, &c.											
14 to 16 ..	1	16/	..	..							
17 to 20 ..	1	30/	..	..							
21 and over	9	42/ to 45/	..	..							
	6	48/ to 55/	..	..	27	..	17	..	..	17	£1,729
Employers, 10.											
Fish Curing and Canning.											
17 to 20 ..	1	15/	..	..							
21 and over	6	48/ to 50/	..	..							
	3	35/ to 60/	..	..	21	..	12	..	..	12	£1,052
Employers, 11.											
Flock and Kapoc Milling.											
14 to 16 ..	1	15/	..	..							
21 and over	3	22/6 to 37/6	..	..							
	5	40/ to 48/	..	..							
	1	60/	..	..	15	..	3	..	..	3	£942
Employers, 5.											
Flour and Oatmeal Milling.											
14 to 16 ..	3	See	..	..							
17 to 20 ..	5	Table	..	..							
21 and over	37	5	..	..	47	..	3	3	..	6	£6,194
Employers, 2.											
Fruit-preserving and Jam-making.											
14 to 16 ..	2	10/ & 12/	1	9/							
17 to 20 ..	8	14/ to 27/6	4	11/ to 17/							
21 and over	5	22/6 to 25/	3	12/							
	8	35/ to 55/	7	18/ to 20/							
	2	60/ & 80/			42	..	2	2	..	4	£2,339
Employers, 2.											
Gas, Coke, and Coal-tar Manufacturing.											
14 to 16 ..	..	See	..	..							
17 to 20 ..	..	Table	..	..							
21 and over	114	5	..	..	114	..	1	1	1	3	£13,246
Gun and Lock Smithing and Sporting-goods Manufacturing.											
17 to 20 ..	1	22/6	2	11/6							
21 and over	3	55/ to 60/	4	20/ to 25/							
			1	42/6	15	..	2	1	..	3	£961
Employers, 4.											
Hair-working.											
14 to 16 ..	..	..	6	7/6 to 8/6							
17 to 20 ..	..	..	5	8/ to 20/							
21 and over	2	30/	2	30/	19	..	2	1	..	3	£584
Employers—Males 3, female 1.											
Hat and Cap Making (Felt-hatters).											
14 to 16 ..	2	12/6 & 15/	2	6/6 & 8/							
17 to 20 ..	1	30/	10	8/ to 20/							
21 and over	2	45/ & 50/	17	21/ to 25/							
	17	66/ to 70/	5	30/ to 40/	56	..	4	2	..	6	£3,379

FACTORIES—*continued.*

TABLE 1—*continued.*

Ages.	Number of Persons employed, and Weekly Wages.				Number of Work-rooms employing				Total Wages paid during the Year
	Males.		Females.		Total Number employed.	Number of whom are Indentured Apprentices.	Up to 8 Persons.	9 to 30 Persons.	More than 30 Persons.	Total.	
	Number	Weekly Wages.	Number	Weekly Wages.							
DUNEDIN (CITY)—*continued.*											
Hat and Cap Making (Straw-hatters).											
14 to 16 ..	1	10/	3	5/ to 10/							
17 to 20 ..	..	..	4	8/ to 17/							
21 and over	2	19/ & 28/6	2	12/6 & 20/							
	2	40/ & 50/	6	22/6 to 35/	20	..	..	1	..	1	£1,076
Hat and Cap Making (Capmakers).											
14 to 16 ..	1	10/	1	12/6							
17 to 20 ..	1	23/	17	10/ to 20/							
21 and over	2	52/6 & 60/	11	10/ to 20/							
			5	25/ to 30/	40	..	..	2	..	2	£1,954
Employers, 2.											
Hosiery-knitting.											
14 to 16 ..	..	..	5	7/ to 9/							
17 to 20 ..	..	..	10	8/ to 19/							
21 and over	1	30/	15	18/ to 26/	35	..	3	1	..	4	£1,296
Employers—Male 1, females 3.											
Ink-manufacturing.											
21 and over	3	20/ to 30/	..	..							
	2	60/ & 100/	..	..	6	..	1	..	..	1	£623
Employer, 1.											
Lapidary-work.											
21 and over	1	50/	..	..	5	..	2	..	..	2	£130
Employers, 4.											
Laundry-work (European).											
17 to 20 ..	1	20/	16	..							
	3	14/ to 23/	33	15/ to 20/							
21 and over	6	45/ to 57/	15	22/6 to 30/							
	2	70/ & 76/			89	..	13	2	..	15	£4,208
Employers—Males 4, females 9.											
Laundry-work (Chinese).											
..	..	..	..	..	34	..	25	..	..	25	..
Employers, 34.											
Leadlight and Glazing Work.											
14 to 16 ..	1	10/	..	..							
17 to 20 ..	5	7/6 to 25/	..	..							
21 and over	5	45/ to 60/	..	..							
	2	70/ & 100/	..	..	20	..	7	..	..	7	£994
Employers, 7.											
Lime and Cement Manufacturing.											
17 to 20 ..	2	20/ & 48/	..	..							
	17	40/ to 50/	..	..							
21 and over	44	55/ to 65/	..	..							
	9	70/ to 80/	..	..	72	..	1	1	1	3	£10,107
Manure-mixing.											
17 to 20 ..	2	48/ & 68/	..	..							
	57	40/ to 50/	..	..							
21 and over	7	55/ to 60/	..	..							
	3	65/ to 70/	..	..	70	..	4	1	1	6	£7,076
Employer, 1.											
Marine-stores Preparing.											
21 and over	2	27/6 & 30/	..	..							
	3	40/ to 42/6	..	..	8	..	..	..	3	3	£401.
Employers, 3.											
Mat and Rug Making.											
21 and over	2	20/ & 40/	3	20/	7	..	2	..	..	2	£458
Employers, 2.											
Meat-slaughtering, &c. (Slaughtermen).											
21 and over	20	See Table 5	..	..	..	..	..	..	..	..	..
Meat-slaughtering, &c. (Freezing-chamber Hands).											
17 to 20 ..	1	30/	..	..							
21 and over	10	50/ to 60/	..	..							
	14	65/ to 75/	..	..	..	..	..	..	..	..	..
Meat-slaughtering, &c. (Stokers, Firemen, and Greasers).											
21 and over	3	57/ to 63/	..	..	..	..	..	..	..	..	..
Meat-slaughtering, &c. (Engineers and Fitters).											
21 and over	1	60/	..	..							
	2	70/	..	..	..	..	..	..	..	..	..

FACTORIES—*continued.*

TABLE 1—*continued.*

Ages.	Number of Persons employed, and Weekly Wages.						Number of Work-rooms employing				Total Wages paid during the Year
	Males.		Females.		Total Number employed.	Number of whom are Indentured Apprentices.	Up to 8 Persons.	9 to 30 Persons.	More than 30 Persons.	Total.	
	Number	Weekly Wages.	Number	Weekly Wages.							
DUNEDIN (CITY)—*continued.*											
Meat-slaughtering, &c. (General Hands and Labourers).											
14 to 16 ..	1	12/6	..	..							
17 to 20 ..	4	30/ to 43/	..	..							
21 and over	4	20/ to 35/	..	..							
	20	45/ to 60/	..	..							
	1	75/	..	..	..	..	..	..	..	..	..
Meat-slaughtering (Preserving and Canning Hands).											
14 to 16 ..	1	15/	..	..							
17 to 20 ..	3	10/ to 20/	8	10/ to 20/							
21 and over	6	20/ to 30/	1	20/							
	12	40/ to 60/									
	4	65/ to 100/			..	..	..	..	..	..	..
Meat-slaughtering, &c. (Summary).											
14 to 16 ..	2	..	..	..							
17 to 20 ..	8	..	8	..							
21 and over	97	..	1	..	117	..	2	..	2	4	£9,617
Employer, 1.											
Monumental Masonry.											
17 to 20 ..	1	12/6	..	..							
21 and over	2	35/ to 40/	..	..							
	4	50/ to 60/	..	..	12	..	3	..	..	3	£1,239
Employers, 5.											
Musical-instrument Making and Repairing.											
17 to 20 ..	5	12/6 to 25/	..	..							
21 and over	4	35/ to 40/	..	..							
	6	50/ to 60/	..	..							
	3	70/ to 80/	..	..	20	..	6	..	..	6	£2,010
Employers, 2.											
Packing-case and Box Making.											
14 to 16 ..	1	10/	..	..							
17 to 20 ..	3	15/ to 27/6	..	..							
21 and over	1	25/	..	..							
	7	40/ to 46/	..	..							
	2	60/	..	..	16	..	2	1	..	3	£1,273
Employers, 2.											
Paint and Varnish Making.											
21 and over	2	50/ to 58/6	..	..	2	..	1	..	..	1	£265
Paper-milling.											
14 to 16 ..	..	..	3	12/							
17 to 20 ..	..	..	2	20/							
21 and over	3	16/	..	..							
	13	36/ to 45/	..	..							
	10	50/ to 60/	..	..							
	1	80/	..	..	32	..	..	..	1	1	£3,400
Paper-bag Making.											
14 to 16 ..	..	..	1	8/							
17 to 20 ..	..	..	10	10/ to 20/	12	..	..	..	1	1	£330
Employer, 1.											
Perambulator and Go-cart Making.											
14 to 16 ..	1	10/	1	10/							
17 to 20 ..	1	15/	2	12/6 to 15/							
21 and over	7	37/6 to 50/	6	12/6 to 25/							
	3	56/ to 60/			21	..	..	1	..	1	£1,650
Photography.											
14 to 16 ..	..	..	1	5/							
17 to 20 ..	2	25/	12	5/ to 17/6							
21 and over	5	30/ to 35/	6	17/6 to 20/							
	5	45/ to 55/	4	25/ to 30/	49	..	13	..	..	13	£2,137
Employers, 14.											
Picture-framing.											
14 to 16 ..	4	8/ to 10/	..	..							
17 to 20 ..	4	9/ to 20/	..	..							
21 and over	7	20/ to 40/	1	20/							
	4	45/ to 60/			38	..	15	..	..	15	£821
Employers, 18.											
Plumbing and Gasfitting.											
14 to 16 ..	22	See	..	..							
17 to 20 ..	59	Table	..	..							
21 and over	101	5	..	..	222	..	29	5	..	34	£15,299
Employers, 40.											

FACTORIES—*continued.*

TABLE 1—*continued.*

Ages.	Number of Persons employed, and Weekly Wages.						Number of Work-rooms employing				Total Wages paid during the Year
	Males.		Females.		Total Number employed.	Number of whom are Indentured Apprentices.	Up to 8 Persons.	9 to 30 Persons.	More than 30 Persons.	Total.	
	Number.	Weekly Wages.	Number.	Weekly Wages.							
DUNEDIN (CITY)—*continued.*											
Portmanteau and Leather-goods Making.											
14 to 16 ..	1	See	..	..							
17 to 20 ..	2	Table	3	..							
21 and over	9	5	5	..	24	..	3	1	..	4	£1,529
Employers, 4.											
Printing and Bookbinding, &c. (Typesetting-machine Operators).											
17 to 20 ..	3	See	..	..							
21 and over	29	Table 5	..	..	..	..	..	..	..	..	..
Printing and Bookbinding, &c. (Compositors).											
14 to 16 ..	5	See	..	..							
17 to 20 ..	19	Table	..	..							
21 and over	85	5	..	..	..	..	..	..	..	..	..
Printing and Bookbinding, &c. (Machinists).											
14 to 16 ..	7	See	..	See							
17 to 20 ..	15	Table	2	Table							
21 and over	38	5	1	5	..	..	..	..	..	..	..
Printing and Bookbinding, &c. (Stereotypers).											
21 and over	8	See Table 5	..	..	..	..	..	..	..	..	..
Printing and Bookbinding, &c. (Lithographers).											
14 to 16 ..	10	See	2	See							
17 to 20 ..	8	Table	..	Table							
21 and over	20	5	..	5	..	..	..	..	..	..	..
Printing and Bookbinding, &c. (Proof-readers).											
14 to 16 ..	4	8/ to 12/6	..	..							
17 to 20 ..	3	10/ to 25/	..	..							
21 and over	2	40/ to 55/	..	..							
	4	60/ to 66/	..	..							
	3	70/ to 80/	..	..	..	..	..	..	..	..	..
Printing and Bookbinding, &c. (Publishing Hands).											
14 to 16 ..	8	10/ to 12/6	..	..							
17 to 20 ..	2	12/6 & 20/	1	22/6							
21 and over	7	15/ to 30/	..	..							
	4	60/ to 85/	..	..							
	4	100/ to 120/	..	..	..	..	..	..	..	..	..
Printing and Bookbinding, &c. (Bookbinders).											
14 to 16 ..	3	10/ to 13/	7	6/ to 9/							
17 to 20 ..	6	10/ to 19/	30	7/ to 18/6							
21 and over	4	20/ to 30/	32	12/6 to 20/							
	9	37/6 to 55/	8	25/ to 27/6							
	19	60/ to 85/			..	..	..	..	..	..	..
Printing and Bookbinding, &c. (Paper-rulers).											
14 to 16 ..	..	..	1	..							
17 to 20 ..	..	..	3	6/ to 17/							
21 and over	2	42/6 & 45/	..	..							
	5	55/ to 70/	..	..	..	..	..	..	..	..	..
Printing and Bookbinding, &c. (Artists and Engravers).											
14 to 16 ..	1	10/	..	..							
17 to 20 ..	1	20/	..	..							
21 and over	3	40/ to 60/	..	..							
	3	65/ to 75/	..	..							
	5	80/ to 100/	..	..	..	..	..	..	..	..	..
Printing and Bookbinding, &c. (Linotype Engineers).											
17 to 20 ..	1	25/	..	..							
21 and over	2	40/ to 50/	..	..							
	3	65/ to 77/	..	..							
	3	80/ to 95/	..	..	..	..	..	..	..	..	..
Printing and Bookbinding, &c. (General Hands).											
14 to 16 ..	3	10/ to 12/6	..	..							
17 to 20 ..	2	17/6 & 25/	2	20/							
21 and over	8	30/ to 50/	..	..							
	7	55/ to 75/	..	..							
	3	85/ to 95/	..	..	..	..	..	..	..	..	..

FACTORIES—*continued.*

TABLE 1—*continued.*

Ages.	Number of Persons employed, and Weekly Wages.						Number of Work-rooms employing				Total Wages paid during the Year
	Males.		Females.		Total Number employed.	Number of whom are Indentured Apprentices.	Up to 8 Persons.	9 to 30 Persons.	More than 30 Persons.	Total.	
	Number	Weekly Wages.	Number	Weekly Wages.							
DUNEDIN (CITY)—*continued.*											
Printing and Bookbinding, &c. (Foremen and Clerical Staff).											
14 to 16 ..	2	10/	..	..							
17 to 20 ..	5	12/6 to 35/	2	17/6 & 22/6							
21 and over	4	35/ to 55/									
	15	75/ to 90/	1	30/							
	6	100/ to 140/			..	..	..	..	..	..	..
Printing and Bookbinding, &c. (Summary).											
14 to 16 ..	43	..	10	..							
17 to 20 ..	65	..	40	..							
21 and over	305	..	42	..	525	..	16	6	5	27	£59,397
Employers—Males 19, female 1.											
Rabbit-packing.											
17 to 20 ..	5	12/6 to 35/	..	..							
	20	40/ to 45/	..	..							
21 and over	9	50/ to 60/	..	..							
	2	80/	..	..	38	..	8	..	..	8	£1,714
Employers, 2.											
Rope and Twine Making.											
14 to 16 ..	3	11/ to 12/6	..	..							
17 to 20 ..	10	15/ to 30/	..	..							
	22	20/ to 30/	..	..							
21 and over	14	35/ to 50/	..	..							
	7	55/ to 65/	..	..	56	..	1	1	..	2	£5,185
Saddle and Harness Making.											
14 to 16 ..	2	See	..	..							
17 to 20 ..	7	Table	..	..							
21 and over	38	5	..	..	62	..	18	..	..	18	£4,737
Employers, 15.											
Sail, Tent, and Cover Making.											
14 to 16 ..	1	8/	..	..							
17 to 20 ..	4	16/6 to 25/	21	10/ to 25/							
	3	27/6 to 35/									
21 and over	9	45/ to 54/	1	25/	45	..	2	2	..	4	£2,354
Employers, 6.											
Sauce and Condiment Making.											
14 to 16 ..	1	15/	..	..							
17 to 20 ..	2	15/ & 25/	1	15/							
	3	25/ to 30/									
21 and over	1	50/	3	15/ to 18/							
	1	80/			15	..	6	..	..	6	£801
Employers, 3.											
Sausage-casing Preparing.											
14 to 16 ..	1	15/	..	..							
17 to 20 ..	3	22/6 to 35/	..	..							
	6	20/ to 40/	..	..							
21 and over	11	45/ to 54/	..	..							
	1	80/	..	..	24	..	2	1	..	3	£1,752
Employers, 2.											
Sawmilling (General Hands, unspecified).											
14 to 16 ..	2	See	..	..							
17 to 20 ..	14	Table	..	..							
21 and over	61	5	..	..	..	..	..	..	..	..	..
Sawmilling (Engineers).											
17 to 20 ..	4	..	..	..							
21 and over	33	..	..	..	..	..	..	..	..	..	..
Sawmilling (Labourers and Yardmen).											
21 and over	27	See Table 5	..	..	..	..	..	..	..	..	..
Sawmilling (Sash and Door Makers).											
14 to 16 ..	1	See	..	..							
17 to 20 ..	13	Table	..	..							
21 and over	42	5	..	..	..	..	..	..	..	..	..
Sawmilling (Machinists).											
14 to 16 ..	1	See	..	..							
17 to 20 ..	5	Table	..	..							
21 and over	33	5	..	..	..	..	..	..	..	..	..
Sawmilling (Summary).											
14 to 16 ..	4	..	..	..							
17 to 20 ..	36	..	..	..							
21 and over	196	..	..	..	238	..	..	2	5	7	£27,402
Employers, 2.											

FACTORIES—*continued.*

TABLE 1—*continued.*

Ages.	Number of Persons employed, and Weekly Wages.						Number of Work-rooms employing				Total Wages paid during the Year
	Males.		Females.		Total Number employed.	Number of whom are Indentured Apprentices.	Up to 8 Persons.	9 to 30 Persons.	More than 30 Persons.	Total.	
	Number	Weekly Wages.	Number	Weekly Wages.							
DUNEDIN (CITY)—*continued*											
Seed Cleaning and Packing.											
17 to 20 ..	3	32/6	..	..							
21 and over	9	40/ to 45/	..	..							
	7	50/ to 60/	..	..	21	..	9	..	..	9	£2,164
Employers, 2.											
Sewing-machine and Typewriter Repairing.											
14 to 16 ..	2	6/ & 12/6	..	..							
17 to 20 ..	3	12/6 to 40/	1	5/							
21 and over	6	40/ to 60/	..	..							
	2	65/ & 80/	..	..	18	..	6	..	..	6	£1,309
Employers, 4.											
Shipwrighting (Shipwrights and Joiners).											
17 to 20 ..	6	See	..	..							
21 and over	109	Table 5	..	..	..	..	..	..	..	..	..
Shipwrighting (Painters).											
14 to 16 ..	1	..	..	..							
21 and over	56	..	..	..	..	..	..	..	..	..	..
Shipwrighting (Plumbers).											
17 to 20 ..	3	..	..	..							
21 and over	3	..	..	..	..	..	..	..	..	..	..
Shipwrighting (Sailmakers).											
17 to 20 ..	1	10/	..	..							
21 and over	13	55/	..	..	..	..	..	..	..	..	..
Shipwrighting (Upholsterers).											
17 to 20 ..	..	See	1	See							
21 and over	7	Table 5	5	Table 5	..	..	..	..	..	..	..
Shipwrighting (Labourers and General Hands).											
21 and over	80	44/	..	..							
	120	55/	..	..							
	1	60/	..	..	..	..	..	..	..	..	..
Shipwrighting (Engineers and Assistants).											
17 to 20 ..	80	See	..	..							
21 and over	149	Table 5	..	..	..	..	..	..	..	..	..
Shipwrighting (Electrical Workers).											
17 to 20 ..	2	5/	..	..							
21 and over	1	16/	..	..							
	2	49/6 & 55/	..	..							
	2	60/6 & 66/	..	..	..	..	..	..	..	..	..
Shipwrighting (Tinsmiths).											
17 to 20 ..	1	See	..	..							
21 and over	5	Table 5	..	..	..	..	..	..	..	..	..
Shipwrighting (Dock and Slip Hands).											
21 and over	6	60/	..	..							
	2	70/ & 85/	..	..							
	4	75/	..	..							
	1	100/	..	..	..	..	..	..	..	..	..
Shipwrighting (Summary).											
14 to 16 ..	1	..	..	..							
17 to 20 ..	21	..	..	..							
21 and over	561	..	..	..	583	..	..	2	1	3	£35,872
Shirt and Underclothing Making and Plain Sewing.											
14 to 16 ..	..	..	22	5/ to 10/							
17 to 20 ..	..	..	44	5/ to 25/							
			54	10/ to 20/							
21 and over	4	35/ to 60/	38	25/ to 35/							
			2	45/ & 50/	175	..	10	3	3	16	£6,373
Employers—Males 3, females 8.											
Slate and Tile Working.											
21 and over	2	23/ & 61/	..	..	3	..	1	..	..	1	£68
Employer, 1.											
Sign and Ticket Writing.											
17 to 20 ..	1	17/6	..	..							
21 and over	1	60/	1	10/	5	..	2	..	..	2	£196
Employers, 2.											

FACTORIES—*continued.*

TABLE 1—*continued.*

Ages.	Number of Persons employed, and Weekly Wages.				Total Number employed.	Number of whom are Indentured Apprentices.	Number of Work-rooms employing				Total Wages paid during the Year
	Males.		Females.				Up to 8 Persons.	9 to 30 Persons.	More than 30 Persons.	Total.	
	Number	Weekly Wages.	Number	Weekly Wages.							
DUNEDIN (CITY)—*continued.*											
Soap, Starch, and Candle Making.											
14 to 16 ..	1	12/6	..	..							
17 to 20 ..	9	15/ to 30/	7	10/ to 25/							
21 and over	28	20/ to 40/	4	15/ to 30/							
	26	45/ to 60/									
	9	70/ to 130/			87	..	5	1	1	7	£8,754
Employers, 3.											
Stone Quarrying and Crushing.											
17 to 20 ..	1	6/	..	..							
21 and over	28	48/	..	..							
	24	57/ to 60/	..	..							
	4	70/ to 80/	..	..	62	..	3	3	..	6	£7,496
Employers, 5.											
Tailoring (General Hands in Smaller Factories).											
14 to 16 ..	2	See	4	See							
17 to 20 ..	8	Table	8	Table							
21 and over	21	5	55	5	..	..	..	..	..	..	..
Tailoring (Machinists).											
14 to 16 ..	..	..	1	See							
17 to 20 ..	..	..	8	Table							
21 and over	..	..	38	5	..	..	..	..	..	..	..
Tailoring (Trousers and Vest Hands).											
14 to 16 ..	..	See	4	See							
17 to 20 ..	2	Table	30	Table							
21 and over	5	5	92	5	..	..	..	..	..	..	..
Tailoring (Coat Hands).											
14 to 16 ..	1	See	3	See							
17 to 20 ..	21	Table	17	Table							
21 and over	63	5	53	5	..	..	..	..	..	..	..
Tailoring (Cutters and Foremen).											
21 and over	14	60/ to 130/	..	..	..	..	..	..	..	..	..
Tailoring (Summary).											
14 to 16 ..	3	..	12	..							
17 to 20 ..	31	..	63	..							
21 and over	103	..	238	..	520	..	51	18	1	70	£32,188
Employers—Males 69, female 1.											
Tanning and Currying.											
14 to 16 ..	2	15/	..	..							
17 to 20 ..	7	15/ to 30/	..	..							
21 and over	51	40/ to 50/	..	..							
	18	52/6 to 60/	..	..							
	2	90/	..	..	83	..	2	1	1	4	£9,211
Employers, 3.											
Tea Blending and Packing.											
14 to 16 ..	14	10/ to 17/6	2	10/							
17 to 20 ..	5	15/ to 28/	1	12/							
21 and over	5	20/ to 40/	2	16/ & 17/							
	5	50/									
	1	62/6			41	..	13	..	..	13	£2,011
Employers, 6.											
Tinsmithing.											
14 to 16 ..	12	See	..	..							
17 to 20 ..	20	Table	..	..							
21 and over	44	5	..	..	82	..	9	2	..	11	£6,045
Employers, 6.											
Umbrella Making and Repairing.											
14 to 16 ..	..	..	1	10/							
21 and over	..	..	2	20/	9	..	5	..	..	5	£120
Employers, 6.											
Watch and Jewellery Making and Repairing.											
14 to 16 ..	14	5/ to 10/	1	5/							
17 to 20 ..	31	5/ to 30/	1	5/							
21 and over	9	20/ to 30/	..	..							
	13	35/ to 55/	..	..							
	16	60/ to 80/	..	..	118	..	33	..	..	33	£6,062
Employers, 33.											
Waterproof-clothing Manufacturing.											
14 to 16 ..	..	See	1	See							
17 to 20 ..	2	Table	5	Table							
21 and over	1	5	9	5	19	..	..	1	..	1	£797
Employer, 1.											

FACTORIES—*continued.*

TABLE 1—*continued.*

Ages.	Number of Persons employed, and Weekly Wages.				Total Number employed.	Number of whom are Indentured Apprentices.	Number of Work-rooms employing				Total Wages paid during the Year
	Males.		Females.				Up to 8 Persons.	9 to 30 Persons.	More than 30 Persons.	Total.	
	Number	Weekly Wages.	Number	Weekly Wages.							
DUNEDIN (CITY)—*continued.*											
Wax-vesta Making.											
14 to 16 ..	3	8/ to 11/	12	8/ to 18/							
17 to 20 ..	2	11/ & 14/	26	10/ to 34/							
21 and over	3	18/ to 22/6	12	10/ to 15/							
	2	32/6 & 37/6	9	16/ to 25/							
	2	55/ & 60/	9	26/ to 34/	80	..	..	..	1	1	£3,741
Whipmaking.											
17 to 20 ..	1	10/	..	..	2	..	1	..	..	1	..
Employer, 1.											
Wire-working and Mattress-making.											
14 to 16 ..	1	10/	..	..							
17 to 20 ..	4	10/ to 30/	..	..							
21 and over	8	35/ to 40/	..	..							
	6	50/ to 60/	..	..	24	..	6	..	..	6	£1,610
Employers, 5.											
Wool-dumping and Hide and Skin Sorting.											
17 to 20 ..	5	15/ to 30/	..	..							
21 and over	47	40/ to 50/	..	..							
	4	52/ to 60/	..	..							
	6	70/ to 92/	..	..	62	..	7	4	..	11	£7,317
Woollen-milling (Wool Classers, Scourers, and Dryers).											
17 to 20 ..	2	15/	..	..							
21 and over	12	30/ to 50/	..	..							
	10	50/ to 60/	..	..							
	2	57/ & 70/	..	..	..	..	..	..	..	..	
Woollen-milling (Dyeing Department).											
17 to 20 ..	1	22/6	..	..							
21 and over	9	42/ to 50/	..	..							
	2	72/ & 100/	..	..	..	..	..	..	..	..	..
Woollen-milling (Designers and Pattern-makers).											
21 and over	3	50/ to 55/	..	..							
	2	90/ & 120/	..	..	..	..	..	..	..	..	..
Woollen-milling (Milling Department).											
21 and over	12	30/ to 40/	..	..							
	3	50/ to 57/	..	..	..	..	..	..	..	..	..
Woollen-milling (Tuners and Drawers).											
14 to 16 ..	..	..	1	10/							
17 to 20 ..	..	..	3	10/ to 30/							
21 and over	3	30/ to 45/	3	17/6 to 20/							
	8	54/ to 57/	10	28/ to 35/							
	2	70/ & 80/			..	..	..	..	..	..	..
Woollen-milling (Carders).											
7 to 20 ..	5	17/6 to 25/	..	..							
21 and over	7	25/ to 40/	..	..							
	16	42/ to 54/	..	..							
	2	70/ & 100/	..	..	..	..	..	..	..	..	..
Woollen-milling (Spinners).											
14 to 16 ..	4	7/6 to 16/	14	9/ to 18/6							
17 to 20 ..	6	12/ to 17/6	38	13/ to 20/							
21 and over	9	30/ to 42/	32	15/ to 22/							
	12	48/ to 63/									
	3	78/ to 90/			..	..	..	..	..	..	..
Woollen-milling (Burling, Darning, and Picking).											
14 to 16 ..	..	..	4	8/ to 10/							
17 to 20 ..	..	..	12	13/ to 20/							
21 and over	..	..	12	20/ to 27/6							
			4	35/ to 38/	..	..	..	..	..	..	..
Woollen-milling (Finishing and Folding).											
17 to 20 ..	..	..	3	12/ to 20/							
21 and over	8	30/ to 42/	3	21/ to 30/							
	4	45/ to 70/			..	..	..	..	..	..	..
Woollen-milling (Warpers).											
21 and over	5	51/ to 62/	2	12/6	..	..	..	..	..	..	..

FACTORIES—*continued.*

TABLE 1—*continued.*

Ages.	Number of Persons employed, and Weekly Wages.						Number of Work-rooms employing				Total Wages paid during the Year.
	Males.		Females.		Total Number employed.	Number of whom are Indentured Apprentices.	Up to 8 Persons.	9 to 30 Persons.	More than 30 Persons.	Total.	
	Number	Weekly Wages.	Number	Weekly Wages.							
DUNEDIN (CITY)—*continued.*											
Woollen-milling (Weavers).											
14 to 16 ..	..	..	6	11/ to 30/							
17 to 20 ..	..	..	19	14/ to 35/							
21 and over	2	44/	95	20/ to 40/							
	2	60/			..	..	..	..	..	..	..
Woollen-milling (Hosiery-workers).											
14 to 16 ..	1	14/	23	7/ to 15/							
17 to 20 ..	1	20/	82	10/ to 33/							
21 and over	11	42/ to 50/	205	20/ to 40/							
	14	54/ to 70/									
	2	90/ & 140/			..	..	..	..	..	..	..
Woollen-milling (Time-keepers, &c.).											
21 and over	5	40/ to 50/	..	..							
	1	100/	..	..	..	..	..	..	..	..	..
Woollen-milling (Engineers and Mechanics).											
14 to 16 ..	1	7/6	..	..							
21 and over	16	33/ to 50/	..	..							
	15	54/ to 66/	..	..							
	3	70/ to 90/	..	..	..	..	..	..	..	..	..
14 to 16 ..	6	..	48	..							
17 to 20 ..	15	..	157	..							
21 and over	205	..	366	..	797	..	..	..	2	2	£62,193

FACTORIES—*continued.*

TABLE 1—*continued.*

Trade.	Number of Persons employed.						Total Employees.	Total Employers personally engaged.	Number of Workrooms employing				Total Wages paid during the Year.
	Males.			Females.									
	Age 14 to 16.	Age 17 to 20.	Age 21 and over.	Age 14 to 16.	Age 17 to 20.	Age 21 and over.			Up to 8 Persons.	9 to 30 Persons.	More than 30 Persons.	Total.	
NORTHERN INDUSTRIAL DISTRICT. (Excluding Auckland City, shown separately.)													£
Aerated-water and cordial manufacturing	8	18	64	4	..	..	94	36	35	3	..	38	7,371
Asphalt-making	..	..	2	..	..	..	2	1	1	..	..	1	..
Bacon-curing	1	3	21	..	..	..	25	7	4	1	..	5	2,557
Bark-milling	..	1	2	..	..	..	3	1	1	..	..	1	48
Blacksmithing and coachbuilding	65	120	253	..	..	..	438	220	201	9	..	210	35,021
Boatbuilding and shipwrighting	6	8	17	..	..	..	31	21	15	1	..	16	2,656
Boot making and repairing	2	3	36	..	..	..	41	43	42	..	..	42	3,699
Bread and small-goods manufacturing	18	26	150	..	..	..	194	142	136	..	..	136	19,550
Brewing and malting	3	5	40	..	..	..	48	3	3	..	1	4	5,652
Brick, tile, and pottery making	2	7	69	..	..	..	78	14	8	3	..	11	5,359
Butchers' small-goods manufacturing	3	7	31	..	..	..	41	61	46	..	..	46	4,472
Butter and cheese manufacturing and cream-separating	2	24	177	..	..	..	203	17	179	3	..	182	33,432
Cabinetmaking and upholstering	20	32	66	1	..	2	121	53	36	5	..	41	9,702
Carpentering, joinery, and sash and door making	20	43	168	..	..	..	231	55	42	6	1	49	23,175
Chaffcutting and grain and seed cleaning	1	2	10	..	..	..	13	3	5	..	..	5	1,186
Chemicals and drug manufacturing	3	1	3	..	..	..	7	4	4	..	..	4	460
Clothing-manufacturing	1	..	1	2	7	6	17	..	..	1	..	1	753
Confectionery-making	1	..	..	..	..	1	2	5	5	..	..	5	76
Cycle and motor engineering	5	6	12	..	..	..	23	15	13	..	..	13	1,603
Dentistry (mechanical)	1	2	9	..	..	..	12	12	13	..	..	13	1,496
Dress and millinery making	..	..	..	65	101	83	249	94	105	6	..	111	8,398
Dyeing and cleaning	..	..	2	..	2	2	6	1	2	..	..	2	419
Engineering (general)	23	39	194	..	..	..	256	13	11	4	2	17	27,812
Fellmongering, tanning, and boiling-down	..	2	98	..	..	..	100	1	1	..	2	3	7,182
Firewood-cutting	..	1	4	..	..	..	5	12	8	..	..	8	446
Fish curing and canning	4	2	31	..	1	1	39	11	12	..	..	12	3,668
Flax-milling	8	65	408	..	..	..	481	50	22	36	..	58	19,429
Flour-milling	..	..	1	..	..	..	1	1	1	..	..	1	6
Gas-manufacturing	1	6	43	..	..	..	50	..	6	2	..	8	10,423
Honey-packing	..	..	..	..	..	..	..	2	1	..	..	1	..

FACTORIES—*continued.*

TABLE 1—*continued.*

Trade.	Number of Persons employed.						Total Employees.	Total Employers personally engaged.	Number of Workrooms Employing				Total Wages paid during the Year.
	Males.			Females.									
	Age 14 to 16.	Age 17 to 20.	Age 21 and over.	Age 14 to 16.	Age 17 to 20.	Age 21 and over.			Up to 8 Persons.	9 to 30 Persons.	More than 30 Persons.	Total.	
NORTHERN INDUSTRIAL DISTRICT—*continued.*													£
Jam-making and fruit-preserving	..	..	..	2	..	..	2	6	3	..	..	3	14
Kauri-gum sorting and packing	..	3	19	..	..	..	22	9	11	..	..	11	1,729
Laundry-work (European)	..	..	4	..	8	40	52	19	15	2	..	17	1,991
Laundry-work (Chinese)	..	..	2	..	..	..	2	10	6	..	..	6	30
Lime and cement manufacturing	..	2	86	..	..	..	88	2	..	1	2	3	10,075
Manure-manufacturing	..	3	59	..	..	..	62	10	3	..	..	3	6,903
Meat slaughtering and freezing	3	9	299	..	..	..	311	3	3	..	2	5	34,743
Monumental masonry	..	1	3	..	..	..	4	2	2	..	..	2	250
Musical-instrument making and repairing	..	..	2	..	..	..	2	2	1	..	..	1	316
Oleo and tallow working	..	..	15	..	..	..	15	2	3	1	..	4	1,368
Paint and varnish manufacturing	1	5	23	..	..	..	29	4	2	2	..	4	4,369
Photography	..	1	3	..	7	4	15	9	9	..	..	9	704
Picture-framing	..	1	1	..	..	..	2	3	2	..	..	2	26
Plumbing and tinsmithing	35	36	71	..	1	..	143	50	45	4	..	49	12,369
Printing and publishing	28	26	111	12	18	17	212	17	27	9	..	36	19,853
Pumice-insulating manufacturing	..	..	16	..	..	..	16	..	..	1	..	1	1,513
Saddle and harness manufacturing	16	26	62	..	..	..	104	70	73	1	..	74	7,636
Sail, tent, and cover making	..	..	2	..	3	..	5	1	1	..	..	1	395
Sausage-casing preparing	..	2	18	..	..	..	20	..	..	1	..	1	1,990
Sawmilling	37	74	1,091	..	..	..	1,202	83	60	39	10	109	126,829
Shirt and underclothing making and plain sewing	..	..	..	1	1	..	2	5	5	..	..	5	25
Sign and ticket writing	2	..	2	..	..	..	4	1	2	..	..	2	405
Soap, oil, starch, and soda-crystals manufacturing	5	7	41	5	5	3	66	..	1	..	1	2	4,712
Stone-crushing	..	..	21	..	..	..	21	1	..	2	..	2	450
Tailoring	8	8	127	14	77	106	340	99	95	10	..	105	22,387
Watch and jewellery making and repairing	3	2	15	..	..	..	20	14	14	..	..	14	1,941
Whale-oil production	..	..	8	..	..	..	8	..	8	..	..	8	160
Wine-making	..	1	1	..	..	..	2	2	2	..	..	2	18
Wool and hemp dumping	..	..	11	..	..	..	11	4	6	..	..	6	1,566
	336	630	4,025	106	231	265	5,593	1,326	1,357	153	21	1,531	500,818

TARANAKI INDUSTRIAL DISTRICT.

Aerated-water and cordial manufacturing	1	1	21	..	..	..	23	14	14	..	..	14	2,303
Bacon-curing	..	1	16	..	..	..	17	3	2	1	..	3	1,791
Blacksmithing and coachbuilding	24	43	113	..	..	..	180	79	65	4	..	69	16,830
Boot making and repairing	3	8	28	2	1	6	48	26	22	1	..	23	4,161
Bread and small-goods manufacturing	1	17	57	..	..	..	75	61	52	..	..	52	6,599
Brewing and malting	..	..	10	..	..	..	10	2	2	..	..	2	1,103
Brick and tile making	..	1	12	..	..	..	13	4	3	..	..	3	964
Butchers' small-goods manufacturing	4	2	25	..	..	..	31	36	30	..	..	30	3,062
Brush and broom manufacturing	1	..	..	..	..	..	1	1	1	..	..	1	..
Butter and cheese making and cream-separating	..	12	352	..	1	..	365	10	128	3	..	131	40,146
Butter-box making	..	2	31	..	..	..	33	..	..	1	..	1	4,533
Cabinetmaking and upholstering	12	16	42	..	..	..	70	26	20	1	..	21	5,628
Carpentering, joinery, and sash and door making	9	18	79	..	..	..	106	24	18	4	..	22	13,100
Clothing-manufacturing	..	1	1	5	3	1	11	1	..	1	..	1	701
Coopering	..	..	1	..	..	..	1	2	2	..	..	2	106
Cycle-engineering	5	4	13	..	..	..	22	16	15	..	..	15	1,523
Dentistry (mechanical)	1	1	5	..	1	4	12	13	10	..	..	10	1,069
Dress and millinery making	..	..	..	23	43	34	100	43	35	2	..	37	3,450
Dyeing and cleaning	..	..	..	..	..	..	..	2	1	..	..	1	50
Electric lighting and power-generating	..	1	22	..	..	..	23	5	7	1	..	8	3,352
Engineering	4	14	29	..	..	..	47	8	8	1	..	9	3,836
Fellmongering, tanning, and boiling-down	..	3	19	..	..	..	22	10	9	..	..	9	2,045
Firewood-cutting	..	..	11	..	..	..	11	13	12	..	..	12	990
Flax-milling	..	..	21	..	..	..	21	1	..	2	..	2	1,352
Flour-milling	..	..	2	..	..	..	2	2	1	..	..	1	221
Gas-manufacturing	..	1	18	..	..	..	19	2	4	..	..	4	2,955
Laundry (European)	..	..	1	..	..	5	6	4	5	..	..	5	366
Laundry (Chinese)	..	..	4	..	..	..	4	11	11	..	..	11	286
Meat-freezing	5	12	185	..	1	2	205	..	..	2	2	4	31,508
Monumental masonry	1	1	4	..	..	..	6	3	2	..	..	2	597
Photography	..	..	..	1	2	4	7	4	5	..	..	5	177
Picture-framing	..	..	2	..	..	..	2	2	2	..	..	2	36
Plumbing and tinsmithing	17	21	31	..	..	..	69	25	18	3	..	21	6,278
Printing and bookbinding	4	18	70	3	7	2	104	14	8	5	1	14	11,753
Saddlery and harness making	7	9	28	..	..	..	44	30	27	..	..	27	2,925
Sail, tent, and oilskin manufacturing	..	2	4	..	5	..	11	5	5	..	..	5	584
Sawmilling	5	3	108	1	..	..	117	16	13	5	..	18	9,772
Seed-cleaning and grain-crushing	..	..	8	..	..	..	8	6	6	..	..	6	1,058
Shirt-making	..	..	..	..	..	..	..	2	2	..	..	2	..
Tailoring	6	5	47	18	19	41	136	41	38	3	..	41	9,297
Umbrella manufacturing and repairing	..	..	..	..	..	1	1	1	1	..	..	1	44
Underclothing	..	..	..	1	..	..	1	4	3	..	..	3	13
Watch and jewellery making and repairing	..	2	4	..	..	..	6	7	7	..	..	7	714
Wool-dumping	..	..	1	..	..	..	1	1	1	..	..	1	166
	110	219	1,425	54	83	100	1,991	580	615	40	3	658	197,444

FACTORIES—*continued.*

TABLE 1—*continued.*

Trade.	Number of Persons employed.						Total Employees.	Total Employers personally engaged.	Number of Workrooms Employing				Total Wages paid during the Year.
	Males.			Females.									
	Age 14 to 16.	Age 17 to 20.	Age 21 and over.	Age 14 to 16.	Age 17 to 20.	Age 21 and over.			Up to 8 Persons.	9 to 30 Persons.	More than 30 Persons.	Total.	
WELLINGTON INDUSTRIAL DISTRICT. (Excluding Wellington City, shown separately.)													£
Aerated-water and cordial manufacturing	6	14	72	3	1	..	96	36	43	2	..	45	8,693
Agricultural-implement manufacturing	..	1	15	..	1	..	17	2	6	..	..	6	2,949
Bacon-curing	2	6	47	..	..	..	55	1	4	1	..	5	3,549
Basket and wickerware manufacturing	5	5	18	..	1	..	29	8	9	..	..	9	2,057
Biscuit and confectionery manufacturing	3	9	19	9	9	8	57	..	6	..	1	7	4,135
Blacksmithing and coachbuilding	51	328	419	..	..	..	798	252	255	15	..	270	59,889
Boatbuilding and shipwrighting	..	..	7	..	..	..	7	4	4	..	..	4	373
Boot making and repairing	11	15	77	3	5	5	116	79	88	2	..	90	10,612
Boot-polish manufacturing	..	..	..	2	..	..	2	1	1	..	..	1	38
Bread and small-goods manufacturing	12	41	146	..	..	..	199	143	146	..	..	146	21,343
Brewing, malting, bottling, &c.	6	15	67	2	..	..	90	13	13	3	..	16	11,852
Brick, tile, and drainpipe making	2	5	97	..	..	..	104	32	25	11	..	36	8,815
Brushware-manufacturing	..	..	1	..	..	1	2	1	1	..	..	1	250
Butchers' small-goods manufacturing	4	2	93	..	..	..	99	128	118	..	..	118	11,893
Butter and cheese making and cream-separating	5	40	350	..	..	1	396	34	200	3	..	203	41,662
Cabinetmaking and upholstering	11	54	188	..	2	7	262	84	77	9	..	86	25,767
Carpentering, joinery, and sash and door making	30	73	338	..	..	..	441	440	114	11	2	127	46,367
Cement-pipe making	..	..	9	..	..	..	9	4	3	..	..	3	949
Coffee and spice grinding	..	1	3	..	..	..	4	3	3	..	..	3	226
Coopering and box and case making	7	12	31	..	..	1	51	10	13	1	..	14	4,194
Cycle and motor engineering	33	43	78	..	1	..	155	85	83	1	..	84	12,427
Chemicals, drugs, and patent-medicines manufacturing	..	1	2	..	..	1	4	4	3	..	..	3	61
Dentistry (mechanical)	5	6	18	1	8	29	67	47	45	..	..	45	4,861
Dress and millinery making	..	..	..	122	220	225	567	153	171	13	2	186	20,105
Dyeing and cleaning	..	2	..	..	..	1	3	4	4	..	..	4	133
Electric power and light generating	1	..	10	..	..	..	11	4	5	..	..	5	1,155
Embroidery and regalia making	1	..	..	..	5	..	6	1	1	..	..	1	325
Engineering (general)	30	59	172	1	1	..	263	34	20	10	1	31	28,795
Engraving	..	1	..	..	..	..	1	1	1	..	..	1	49

Fellmongering, tanning, and wool-scouring	5	13	226	..	..	..	244	..	20	4	3	27	24,213
Firewood-cutting and grain-crushing	4	1	31	..	..	..	36	33	34	..	..	34	3,583
Fish-curing	..	2	3	..	..	..	5	6	4	..	..	4	360
Flax-milling	..	..	889	..	..	..	889	23	9	45	1	55	100,690
Flour-milling	..	2	26	..	..	..	28	7	9	..	..	9	3,055
Fruit and vegetable preserving	4	3	33	3	2	45	110	1	..	..	1	1	5,080
Gas-manufacturing	..	3	117	..	1	..	121	2	10	4	1	15	21,136
Gun- and lock-smithing	..	..	2	..	..	..	2	2	2	..	..	2	212
Hat and cap making	..	2	1	2	6	1	12	2	1	1	..	2	522
Hosiery-knitting	..	..	2	1	8	..	11	4	4	1	..	5	561
Laundry-work (European)	..	..	5	7	2	20	54	36	31	1	..	32	2,389
Laundry-work (Chinese)	..	..	7	..	..	..	7	54	38	..	..	38	200
Lime-burning	..	..	17	..	..	..	17	1	1	1	..	2	2,203
Manure-manufacturing	..	2	50	..	..	..	52	..	7	3	..	10	5,892
Meat freezing and preserving*	8	27	437	..	..	..	472	..	2	..	5	7	51,559
Monumental masonry	1	4	11	..	..	..	16	8	7	..	..	7	1,185
Paint-mixing	2	7	10	..	..	..	19	12	11	..	..	11	1,782
Photography	3	..	10	1	2	13	29	13	16	..	..	16	2,590
Picture-framing	3	4	9	..	..	..	16	10	11	..	..	11	1,356
Plumbing and tinsmithing	42	85	157	..	..	..	284	99	98	6	..	104	27,608
Printing and bookbinding	49	58	258	21	7	17	430	52	31	20	1	52	45,180
Sail, tent, and oilskin manufacturing	8	9	19	3	7	9	55	7	8	1	..	9	3,115
Saddlery and harness making	11	27	102	..	1	1	142	84	80	1	..	81	13,391
Sauce, pickles, and condiment making	..	1	6	3	7	1	18	8	4	1	..	5	746
Sausage-casing making	1	2	43	..	..	..	46	3	1	3	..	4	3,621
Sawmilling	4	20	811	..	..	..	835	78	75	32	2	109	86,533
Seed-cleaning	..	..	12	..	..	..	12	5	5	..	..	5	954
Sewing-machine and small-tool repairing	..	..	..	..	1	..	1	4	3	..	..	3	33
Sheep-dip manufacturing	..	..	1	..	..	..	1	1	1	..	..	1	94
Soap and starch manufacturing	2	5	16	1	1	1	26	4	1	2	..	3	2,447
Stone quarrying and crushing	..	..	20	..	..	..	20	7	9	..	..	9	911
Tailoring	6	26	214	21	97	190	554	134	115	23	..	138	50,256
Toy-manufacturing	1	..	3	..	..	..	4	2	1	..	..	1	220
Umbrella making and repairing	2	1	..	3	4	3	13	3	1	1	..	2	350
Watch and jewellery making and repairing	9	16	39	..	..	..	64	28	36	..	..	36	5,677
Wine-making	..	..	4	..	..	..	4	5	4	..	..	4	336
Woollen-milling	3	1	15	..	6	6	31	..	..	2	..	2	2,702
Wool-dumping	1	1	63	..	..	..	65	..	16	..	..	16	6,345
	394	1,045	5,946	209	466	586	8,646	2,346	2,168	234	20	2,422	812,611

* Other hands employed in connection with this industry are this year shown separately as follows: Fellmongering, 138 hands, £9,778 wages; manure and tallow, 45 hands, £5,241 wages sausage-casing, 14 hands, £1,120 wages; tinsmithing (plumbing), 5 hands, £514 wages; total wages, £16,653.

FACTORIES—*continued.*

TABLE 1—*continued.*

Trade.	Number of Persons employed.						Total Employees.	Total Employers personally engaged.	Number of Workrooms employing				Total Wages paid during the Year.
	Males.			Females.									
	Age 14 to 16.	Age 17 to 20.	Age 21 and over.	Age 14 to 16.	Age 17 to 20.	Age 21 and over.			Up to 8 Persons.	9 to 30 Persons.	More than 30 Persons.	Total.	
MARLBOROUGH INDUSTRIAL DISTRICT.													£
Aerated-water and cordial manufacturing	..	1	6	..	..	..	7	2	3	..	..	3	893
Biscuit and confectionery manufacturing	..	..	4	..	1	1	6	1	1	..	..	1	629
Blacksmithing and coachbuilding	..	14	27	..	..	..	41	26	27	..	..	27	3,120
Boatbuilding and ship-repairing	2	1	4	..	..	..	7	2	2	..	..	2	504
Boot making and repairing	1	1	3	..	..	..	5	6	6	..	..	6	332
Bread and small-goods manufacturing	1	7	6	..	..	..	14	10	10	..	..	10	934
Brewing and malting, &c.	..	1	12	..	..	..	13	1	3	..	..	3	1,544
Brick and tile making	..	..	10	..	..	..	10	4	3	..	..	3	817
Butchers' small-goods manufacturing	..	2	5	..	..	..	7	5	5	..	..	5	659
Butter and cheese making and cream-separating	1	..	11	..	..	..	12	1	6	..	..	6	1,020
Cabinetmaking and upholstering	1	1	10	..	..	..	12	7	7	..	..	7	1,192
Carpentering, joinery, and sash and door manufacturing	2	12	53	..	..	..	67	24	18	2	..	20	7,425
Cycle-engineering	3	5	6	..	..	..	14	5	6	..	..	6	1,052
Dress and millinery making	..	..	..	3	24	15	42	9	12	..	..	12	1,694
Engineering and shipwrighting	1	1	5	..	..	..	7	5	4	..	..	4	913
Fellmongering, tanning, &c.	..	1	24	..	..	..	25	1	1	1	..	2	1,886
Fencing (iron) manufacturing	..	..	4	..	..	..	4	1	1	..	..	1	109
Firewood-cutting and grain-crushing	..	..	7	..	..	..	7	4	6	..	..	6	746
Flax-milling	3	9	97	..	..	..	109	5	2	7	..	9	5,464
Flour-milling	..	..	6	..	..	..	6	3	3	..	..	3	679
Gas-manufacturing	..	..	5	..	..	..	5	1	3	..	..	3	727
Laundry-work (European)	..	..	..	..	2	..	2	2	1	..	..	1	94
Laundry-work (Chinese)	..	..	..	..	..	..	..	3	1	..	..	1	..
Manure-manufacturing	..	..	5	..	..	..	5	..	1	..	..	1	512
Meat freezing and preserving	2	2	50	..	..	..	54	..	..	..	1	1	3,336
Plumbing and tinsmithing	2	7	11	..	..	..	20	8	8	..	..	8	1,954
Printing and bookbinding	4	6	19	..	1	1	31	4	4	2	..	6	3,789
Saddlery and harness making	..	..	6	..	..	..	6	3	3	..	..	3	608
Sail and tent manufacturing	1	..	1	..	..	..	2	1	1	..	..	1	99

Sausage-casing manufacturing	..	..	4	..	..	..	4	..	1	..	..	1	357
Sawmilling	1	2	95	..	..	..	98	11	8	3	..	11	10,475
Tailoring	..	3	12	..	4	8	27	9	6	1	..	7	1,897
Watch and jewellery making and repairing	..	2	3	..	..	..	5	3	3	..	..	3	614
Wool and hemp dumping	..	..	9	..	..	..	9	1	4	..	..	4	304
	25	78	520	3	32	25	683	168	170	16	1	187	56,378

NELSON INDUSTRIAL DISTRICT.

													£
Aerated-water and cordial manufacturing	1	3	12	..	..	..	16	4	6	..	..	6	1,608
Bacon-curing	..	1	4	..	..	..	5	3	4	..	..	4	392
Biscuit and confectionery manufacturing	7	1	25	7	8	..	48	16	..	1	1	2	4,160
Blacksmithing and coachbuilding	10	20	24	..	..	..	54	52	40	1	..	41	3,535
Boot making and repairing	1	4	5	..	..	..	10	9	9	..	..	9	903
Boxmaking	..	..	1	..	..	2	3	..	1	..	..	1	204
Bread and small-goods manufacturing	4	14	24	..	..	..	42	34	33	..	..	33	4,118
Brewing, malting, &c.	..	3	23	..	..	..	26	6	5	1	..	6	3,092
Brick and tile manufacturing	..	..	9	..	..	..	9	8	5	..	..	5	555
Butchers' small- oods manufacturing	..	..	5	..	..	..	5	4	9	..	..	9	601
Butter and cheese manufacturing	2	4	22	..	..	..	28	2	17	..	..	17	2,378
Cabinetmaking and upholstering	..	10	18	..	..	..	28	13	8	1	..	9	2,450
Carpentering, joinery, and sash and door manufacturing	10	22	89	..	..	..	121	34	26	4	..	30	12,136
Cycle-engineering	5	2	9	..	..	..	16	8	9	..	..	9	1,298
Dentistry (mechanical)	..	..	3	..	..	2	5	5	5	..	..	5	1,238
Dress and millinery making	..	..	..	8	28	43	79	12	9	4	..	13	3,352
Dyeing and cleaning	..	..	1	..	..	..	1	1	1	..	..	1	80
Engineering and shipwrighting	3	9	31	..	..	..	43	8	5	..	1	6	3,769
Fellmongering, tanning, &c.	..	..	8	..	..	..	8	3	3	..	..	3	522
Firewood-cutting and corn-crushing	1	1	19	..	..	..	21	4	7	..	..	7	890
Fish preserving and canning	..	..	1	..	..	..	1	1	1	..	..	1	195
Flax-milling	2	5	24	..	..	..	31	9	5	1	..	6	1,663
Flour-milling	..	1	6	..	..	..	7	2	3	..	..	3	746
Fruit-preserving and jam-making	4	7	19	3	9	15	57	6	5	1	1	7	2,658
Gas-manufacturing	..	..	11	..	..	..	11	2	1	1	..	2	1,533
Hosiery-manufacturing	..	..	..	..	2	..	2	..	1	..	..	1	95
Laundry-work (European)	..	..	1	..	..	3	4	2	2	..	..	2	303
Laundry-work (Chinese)	..	..	..	..	..	..	..	4	2	..	..	2	..
Lime-burning	..	..	1	..	..	..	1	1	1	..	..	1	127
Manure-manufacturing	..	..	5	..	..	..	5	2	2	..	..	2	620
Meat freezing and preserving	..	..	15	..	..	..	15	..	..	1	..	1	1,157
Monumental masonry	..	..	3	..	..	..	3	2	2	..	..	2	326

FACTORIES—*continued.*

TABLE 1—*continued.*

Trade.	Number of Persons employed.						Total Employees.	Total Employers personally engaged.	Number of Workrooms employing				Total Wages paid during the Year.
	Males.			Females.									
	Age 14 to 16.	Age 17 to 20.	Age 21 and over.	Age 14 to 16.	Age 17 to 20.	Age 21 and over.			Up to 8 Persons.	9 to 30 Persons.	More than 30 Persons.	Total.	
NELSON INDUSTRIAL DISTRICT—*continued.*													£
Photography	..	..	..	1	2	2	5	1	3	..	..	3	306
Picture-framing	..	..	3	..	..	..	3	3	3	..	..	3	199
Plumbing and tinsmithing	8	15	26	..	..	..	49	13	12	2	..	14	4,993
Printing and bookbinding	6	6	23	1	4	4	44	9	7	2	..	9	4,381
Saddlery and harness making	..	1	9	..	..	..	10	6	6	..	..	6	913
Sail, tent, and canvas-goods making	..	1	2	..	..	1	4	1	2	..	..	2	233
Sawmilling	..	7	173	..	..	..	180	66	45	5	..	50	15,029
Shirt-manufacturing	..	..	..	..	..	..	..	3	2	..	..	2	..
Stone quarrying and crushing	..	..	7	..	..	..	7	..	1	..	..	1	54
Tailoring	4	2	23	2	12	17	60	13	9	3	..	12	4,620
Umbrella making and repairing	..	..	..	..	..	..	..	2	1	..	..	1	..
Vinegar-manufacturing	..	..	2	..	..	..	2	2	1	..	..	1	163
Watch and jewellery making and repairing	1	3	9	..	..	..	13	10	8	..	..	8	1,602
Wool, grain, and hop dumping	..	..	5	..	..	..	5	1	2	..	..	2	371
	69	142	700	22	65	89	1,087	387	329	28	3	360	90,568
WESTLAND INDUSTRIAL DISTRICT.													£
Aerated-water and cordial manufacturing	4	8	17	1	2	1	33	13	13	..	..	13	3,278
Blacksmithing and coachbuilding	8	20	97	..	..	..	125	22	24	4	..	28	16,073
Boot making and repairing	1	1	3	..	..	..	5	7	7	..	..	7	598
Bread and small-goods manufacturing	8	8	47	..	..	1	64	48	46	..	..	46	6,721
Brewing and malting	1	1	27	..	..	..	29	6	8	..	..	8	3,817
Brick and tile manufacturing	4	4	14	..	..	..	22	2	3	1	..	4	2,380
Butchers' small-goods manufacturing	..	6	12	..	..	..	18	18	19	..	..	19	1,668
Butter and cheese making	..	4	10	..	..	..	14	..	5	..	..	5	1,298
Cabinetmaking and upholstering	4	13	23	1	2	..	43	13	6	3	..	9	3,433
Carpentering, joinery, and sash and door making	4	7	51	..	..	..	62	15	11	2	..	13	5,685

Chemicals and drugs manufacturing	..	..	..	..	..	..	1	..	..	1	1	1	..	..	1	21
Coffee and spice grinding	..	..	..	..	..	1	..	..	..	1	1	1	..	..	1	136
Cycle-engineering	..	..	..	9	6	10	..	..	..	25	11	13	..	..	13	2,020
Dentistry (mechanical)	..	..	..	..	1	2	..	2	6	11	5	7	..	..	7	624
Dressmaking and millinery	..	..	..	..	..	..	15	36	32	83	26	27	3	..	30	3,053
Electric power and light generating	..	..	..	..	..	4	..	..	..	4	..	1	..	..	1	413
Engineering (general)	..	..	..	16	41	145	..	..	..	202	6	6	6	1	13	24,381
Fellmongery, wool-scouring, tanning, &c.	..	..	..	..	2	8	..	..	..	10	3	3	..	..	3	1,773
Fish preserving and canning	..	..	..	..	..	10	..	..	3	13	1	3	..	..	3	361
Flax-milling and ropemaking	..	..	..	4	11	40	..	..	..	55	15	9	2	..	11	4,941
Gas-manufacturing	..	..	..	1	..	15	..	..	..	16	1	2	1	..	3	2,786
Grain-crushing	..	..	..	..	..	..	..	..	..	..	2	1	..	..	1	..
Laundry-work (European)	..	..	..	..	1	2	1	6	9	19	5	3	..	..	3	1,348
Laundry-work (Chinese)	..	..	..	..	..	2	..	..	..	2	10	8	..	..	8	89
Lime-burning	..	..	..	..	2	..	..	..	..	2	1	1	..	..	1	110
Monumental masonry	..	..	..	..	1	4	..	..	..	5	4	4	..	..	4	150
Paint and varnish manufacturing	..	..	..	..	..	1	..	..	..	1	1	1	..	..	1	33
Photography	..	..	..	1	..	1	2	3	2	9	4	5	..	..	5	385
Picture-frame making	..	..	..	2	2	2	..	..	..	6	5	4	..	..	4	278
Plumbing and tinsmithing	..	..	..	7	13	15	..	..	..	35	15	13	..	..	13	2,937
Printing and bookbinding	..	..	..	5	6	37	12	11	11	82	8	5	6	..	11	8,446
Saddle and harness making	..	..	..	2	1	5	..	..	..	8	7	7	..	..	7	450
Sail, tent, and cover making	..	..	..	1	..	1	..	..	1	3	1	1	..	..	1	113
Sawmilling	..	..	..	6	18	432	..	..	..	456	75	60	18	..	78	57,084
Stone quarrying and crushing	..	..	..	..	..	8	..	..	..	8	1	..	1	..	1	195
Tailoring	..	..	..	3	16	30	25	47	35	156	22	13	9	..	22	9,921
Umbrella making and repairing	..	..	..	..	..	..	..	..	1	1	1	1	..	..	1	40
Watch and jewellery making and repairing	..	..	..	2	3	8	..	..	..	13	5	8	..	..	8	1,683
				93	196	1,084	58	109	102	1,642	381	350	56	1	407	168,722

CANTERBURY INDUSTRIAL DISTRICT.
(Excluding Christchurch City, shown separately.)

															£
Aerated-water and cordial manufacturing	..	..	..	1	5	20	..	1	..	27	19	18	..	..	18	1,948
Agricultural-implement manufacturing	..	..	..	..	3	14	..	..	..	17	5	5	..	..	5	1,804
Asphalt-making	..	..	..	..	..	10	..	..	..	10	..	2	..	..	2	150
Bacon-curing	..	..	..	1	..	1	..	..	..	2	3	2	..	..	2	117
Bagmaking	..	..	..	..	..	..	..	2	..	2	..	1	..	..	1	74
Basket and wickerware manufacturing	..	..	..	..	1	3	..	..	..	4	2	1	..	..	1	416
Blacksmithing and coachbuilding	..	..	..	17	70	222	..	..	..	309	174	183	2	..	185	27,868
Boot making and repairing	..	..	..	4	8	39	1	3	4	59	30	32	1	..	33	5,803
Bread and small-goods manufacturing	..	..	..	6	19	102	..	..	2	129	71	80	..	..	80	13,157
Brewing and malting	..	..	..	..	2	16	..	..	..	18	4	3	1	..	4	2,347
Brick, tile, and pottery manufacturing	..	..	..	8	5	74	..	..	..	87	12	10	2	1	13	7,161
Butchers' small-goods manufacturing	..	..	..	5	6	45	..	..	..	56	53	46	..	..	46	5,040

FACTORIES—*continued.*

TABLE 1—*continued.*

Trade.	Number of Persons employed.						Total Employees.	Total Employers personally engaged.	Number of Workrooms employing				Total Wages paid during the Year.
	Males.			Females.									
	Age 14 to 16.	Age 17 to 20.	Age 21 and over.	Age 14 to 16.	Age 17 to 20.	Age 21 and over.			Up to 8 Persons.	9 to 30 Persons.	More than 30 Persons.	Total.	
CANTERBURY INDUSTRIAL DISTRICT—*continued.*													£
Butter and cheese making and cream-separating	5	15	90	..	1	3	114	28	76	..	..	76	9,153
Cabinetmaking and upholstering	8	16	29	..	..	..	53	17	15	2	..	17	4,204
Carpentering, joinery, and sash and door making	7	54	124	..	..	..	185	80	68	4	..	72	18,153
Coopering	..	..	1	..	..	..	1	1	1	..	..	1	25
Cycle and motor engineering	17	16	33	..	..	..	66	42	35	1	..	36	5,127
Dentistry (mechanical)	..	4	11	1	3	6	25	14	13	..	..	13	2,136
Dressmaking and millinery	..	..	..	54	104	159	317	52	58	11	1	70	13,534
Dyeing and cleaning	..	..	1	..	..	..	1	1	1	..	..	1	..
Electric power and light generating	1	3	8	..	..	..	12	1	2	1	..	3	1,323
Engineering (general)	1	11	38	..	..	..	50	8	6	3	..	9	6,450
Fellmongering, wool-scouring, tanning, &c.	10	21	110	..	..	..	141	19	15	8	..	23	7,917
Fibrous-plaster working	..	1	1	..	..	..	2	2	2	..	..	2	95
Firewood-cutting and grain-crushing	..	1	6	..	..	..	7	6	5	..	..	5	589
Fish preserving and canning	..	..	3	..	..	..	3	2	3	..	..	3	182
Flax-milling and ropemaking	12	10	80	..	..	..	102	7	2	6	..	8	7,122
Flour and oatmeal milling	4	8	80	..	..	..	92	17	14	4	..	18	11,432
Gas-manufacturing	..	..	17	..	..	..	17	2	6	..	..	6	2,574
Hosiery-manufacturing	2	2	..	..	..	..	4	1	1	..	..	1	85
Laundry-work (European)	..	..	2	3	2	9	16	11	8	1	..	9	681
Laundry-work (Chinese)	..	..	1	..	..	..	1	7	6	..	..	6	91
Lime-burning	..	..	5	..	..	..	5	..	1	..	..	1	631
Meat-freezing	6	11	592	..	..	..	609	..	..	..	3	3	54,837
Monumental masonry	1	2	3	..	..	..	6	2	2	..	..	2	524
Paint and varnish mixing	..	..	4	..	..	..	4	3	3	..	..	3	366
Perambulator-making	..	1	4	..	2	..	7	2	..	1	..	1	842
Photography	..	..	2	1	2	4	9	5	6	..	..	6	336
Picture-frame making	..	1	4	..	..	..	5	7	5	..	..	5	534
Plumbing and tinsmithing	16	15	44	..	..	..	75	24	22	..	..	22	6,985
Printing and bookbinding	9	20	49	2	1	5	86	17	15	3	..	18	9,679
Saddlery and harness manufacturing	7	11	50	..	..	..	68	38	42	..	..	42	5,550
Sail, tent, and cover making	..	2	4	..	..	1	7	3	3	..	..	3	821
Sausage-casing manufacturing	2	2	17	..	..	..	21	2	..	2	..	2	1,737

Sawmilling	..	3	42	..	..	..	45	11	14	..	..	14	3,257
Seed-cleaning and grain-crushing	..	1	2	23	..	..	..	26	1	9	..	..	9	3,804
Shirt and underclothing making and plain sewing	..	..	..	..	..	2	3	5	4	5	..	..	5	215
Tailoring	..	9	8	74	18	55	103	267	58	40	15	..	55	18,242
Umbrella making and repairing	..	..	..	..	..	..	1	1	1	1	..	..	1	26
Watch and jewellery making and repairing	..	4	12	13	..	..	..	29	21	19	..	..	19	2,253
Wool-dumping	..	1	..	12	..	..	..	13	2	4	..	..	4	1,478
Woollen-milling	..	18	12	48	21	15	33	147	..	4	3	2	9	11,321
		183	383	2,171	101	193	333	3,364	892	915	71	7	993	280,196

OTAGO DISTRICT.

(Excluding Dunedin City, shown separately.)

Aerated-water and cordial manufacturing	..	4	3	13	..	..	..	20	10	10	..	..	10	1,687
Agricultural-implement manufacturing	..	1	1	6	..	..	..	8	5	3	..	..	3	858
Bacon-curing	..	..	..	3	..	..	..	3	3	5	..	..	5	238
Blacksmithing and coachbuilding	..	8	55	117	..	..	..	180	113	101	2	..	103	14,765
Boot making and repairing	..	4	8	13	2	2	1	30	20	18	..	..	18	2,269
Bread and small-goods making	..	4	25	67	..	..	..	96	74	70	..	..	70	10,582
Brewing, malting, &c.	..	2	..	12	..	..	..	14	1	1	1	..	2	1,616
Brick, tile, pipe, and pottery making	..	7	4	30	..	..	..	41	3	2	..	1	3	4,831
Butchers' small-goods manufacturing	..	3	5	10	..	..	..	18	24	24	..	..	24	1,374
Butter and cheese making and cream-separating	..	3	10	67	..	..	..	80	5	44	1	..	45	7,473
Cabinetmaking and Upholstering	..	2	6	3	..	..	..	11	5	4	..	..	4	748
Carpentering, joinery, and sash and door making	..	5	17	51	..	..	..	73	38	37	..	..	37	6,822
Chemicals and drugs manufacturing	..	..	2	2	..	..	1	5	1	2	..	..	2	299
Cycle and motor engineering	..	3	9	9	..	..	..	21	8	7	..	..	7	1,690
Dentistry (mechanical)	..	1	3	2	..	1	2	9	5	5	..	..	5	869
Dress and millinery making	..	..	..	..	19	48	64	131	28	29	3	1	33	5,355
Engineering (general)	..	4	8	17	..	..	..	29	4	2	3	..	5	3,372
Fellmongering, wool-scouring, &c.	..	..	..	28	..	..	..	28	3	4	1	..	5	3,117
Firewood-cutting	..	..	..	6	..	..	..	6	..	3	..	..	3	319
Fish-preserving	..	..	..	2	..	..	..	2	1	1	..	..	1	209
Flax-milling	..	3	11	45	..	..	..	59	8	3	4	..	7	3,709
Flour-milling	..	..	6	66	..	..	..	72	17	14	3	..	17	8,415
Gas-manufacturing	..	..	1	7	..	..	..	8	1	2	..	..	2	1,090
Laundry-work (European)	..	..	..	1	1	1	2	5	1	2	..	..	2	298
Laundry-work (Chinese)	..	..	..	..	..	..	..	..	5	4	..	..	4	..
Lime and cement manufacturing	..	..	..	35	..	..	..	35	2	..	2	..	2	3,557
Manure-manufacturing	..	..	..	1	..	..	..	1	1	1	..	..	1	25
Meat freezing and preserving*	..	3	8	33	..	..	..	44	1	..	..	1	1	3,610
Monumental masonry	..	..	..	1	..	..	..	1	1	1	..	..	1	130
Paint and varnish mixing	..	..	2	2	..	..	..	4	2	2	..	..	2	220

* Other hands employed in connection with this industry are this year shown separately as follows: Fellmongering, 10 hands, £950 wages; sausage-casings, 11 hands, £618 wages.

FACTORIES—*continued.*

TABLE 1—*continued.*

Trade.	Number of Persons employed.						Total Employees.	Total Employers personally engaged.	Number of Workrooms employing				Total Wages paid during the Year.
	Males.			Females.									
	Age 14 to 16.	Age 17 to 20.	Age 21 and over.	Age 14 to 16.	Age 17 to 20.	Age 21 and over.			Up to 8 Persons.	9 to 30 Persons.	More than 30 Persons.	Total.	
OTAGO DISTRICT—*continued.*													£
Photography	..	..	..	2	3	3	8	3	3	..	..	3	90
Picture-framing	..	..	4	..	..	..	4	3	3	..	..	3	478
Plumbing and tinsmithing	5	9	15	..	..	..	29	13	12	..	..	12	1,791
Printing, bookbinding, &c.	17	13	41	..	2	3	76	16	13	2	..	15	8,215
Saddle and harness making	4	4	18	..	..	..	26	17	17	..	..	17	1,522
Sail, tent, and cover making	..	2	1	..	..	..	3	2	2	..	..	2	217
Sausage-casing preparing	1	1	9	..	..	..	11	..	..	1	..	1	618
Sawmilling	2	15	78	..	..	..	95	25	18	2	..	20	11,735
Seed-cleaning and grain-crushing	..	..	8	..	..	..	8	2	5	..	..	5	692
Shirt and underclothing making	..	..	..	..	2	1	3	2	2	..	..	2	143
Stone quarrying and crushing	..	..	5	..	..	..	5	1	2	..	..	2	517
Tailoring	7	10	44	11	26	54	152	34	27	5	..	32	10,984
Watch and jewellery making and repairing	1	2	4	..	..	..	7	5	5	..	..	5	520
Wool-dumping	..	..	2	..	..	..	2	..	2	..	..	2	393
Woollen-milling	6	12	73	11	28	75	205	..	..	..	2	2	15,615
	100	252	951	46	113	206	1,668	513	512	30	5	548	143,377
SOUTHLAND DISTRICT.													£
Aerated-water and cordial manufacturing	6	9	14	..	..	..	29	7	8	2	..	10	2,114
Agricultural-implement manufacturing	7	12	31	..	..	..	50	5	4	3	..	7	4,646
Bacon-curing	..	1	7	..	..	..	8	5	4	..	..	4	555
Basket and wicker working	..	..	1	..	..	..	1	1	1	..	..	1	7
Biscuit and confectionery manufacturing	2	2	11	1	6	4	26	..	..	1	..	1	1,562
Blacksmithing and coachbuilding	27	54	112	..	..	..	193	92	88	4	..	92	16,472
Blindmaking	..	1	..	..	..	..	1	1	1	..	..	1	52
Boot making and repairing	3	9	49	5	3	5	74	22	26	..	1	27	6,792
Bread and small-goods making	4	15	77	..	1	..	97	53	56	..	..	56	8,652
Brewing, malting, &c.	..	..	21	..	..	..	21	3	3	1	..	4	2,609
Brick, tile, pipe, and pottery making	1	1	41	..	..	..	43	9	9	1	..	10	3,594
Butchers' small-goods manufacturing	1	8	18	..	..	..	27	13	22	..	..	22	2,648
Butter and cheese making and cream-separating	8	25	100	3	8	12	156	12	39	1	1	41	12,420
Cabinetmaking and upholstering	8	15	48	..	..	..	71	7	9	2	..	11	6,431

Carpentering, joinery, and sash and door making	12	37	103	..	..	..	152	34	31	4	1	36	12,945
Coffee and spice grinding	1	2	2	..	..	..	5	1	1	..	..	1	611
Coopering	..	..	1	..	..	..	1	1	1	..	..	1	120
Cycle and motor engineering	14	19	25	..	..	..	58	14	18	2	..	20	4,076
Dentistry (mechanical)	6	6	11	..	3	4	30	11	11	..	..	11	4,031
Dress and millinery making	..	..	..	43	88	117	248	40	41	8	..	49	10,276
Dyeing and cleaning	1	..	2	..	..	2	5	2	3	..	..	3	266
Engineering (general)	11	42	76	..	..	..	129	16	10	2	2	14	9,273
Fellmongering, wool-scouring, &c.	1	5	65	..	..	..	71	4	4	4	..	8	6,714
Firewood-cutting	..	..	4	..	..	..	4	1	4	..	..	4	129
Fish-preserving	..	2	12	..	..	..	14	6	9	..	..	9	1, 20
Flax-milling	10	29	170	..	..	..	209	19	16	12	..	28	10,230
Flour and oatmeal milling	1	3	21	..	..	..	25	2	1	2	..	3	2,228
Gas-manufacturing	..	..	27	..	..	..	27	..	..	1	..	1	3,896
Gun- and lock-smithing	1	..	2	..	..	..	3	1	1	..	..	1	292
Hosiery-manufacturing	..	..	..	4	1	..	5	1	1	..	..	1	149
Jam-making	..	1	..	..	3	1	5	2	2	..	..	2	150
Laundry-work (European)	..	..	1	..	4	7	12	8	6	..	..	6	174
Laundry-work (Chinese)	..	..	..	..	..	..	..	9	5	..	..	5	..
Lime-manufacturing	..	..	7	..	..	..	7	2	2	..	..	2	1,582
Manure-manufacturing	..	..	16	..	..	..	16	2	3	1	..	4	1,328
Meat freezing and preserving	11	6	285	..	..	..	302	..	1	2	2	5	31,848
Monumental masonry	..	..	2	..	..	..	2	1	1	..	..	1	300
Musical-instrument repairing	..	..	1	..	..	..	1	..	1	..	..	1	169
Paper-milling and paper-bag making	5	5	46	8	7	..	71	..	..	..	1	1	4,834
Photography	..	..	1	..	3	7	11	5	6	..	..	6	497
Picture-frame making	..	1	1	..	..	..	2	2	2	..	..	2	96
Plumbing and tinsmithing	12	23	40	..	..	..	75	19	17	1	..	18	6,101
Printing, bookbinding, &c.	14	12	71	4	8	3	112	13	16	4	..	20	12,228
Rabbit-preserving	..	5	24	..	..	..	29	6	6	..	..	6	697
Rope and twine working	2	1	10	..	..	..	13	3	1	1	..	2	1,073
Saddle and harness making	5	5	24	..	..	..	34	26	26	..	..	26	2,794
Sail, tent, and horse-cover making	1	1	2	..	..	2	6	3	3	..	..	3	423
Sausage-casing manufacturing	..	2	..	..	..	..	2	1	1	..	..	1	971
Sawmilling	14	33	435	..	..	..	482	40	48	15	..	63	66,205
Seed cleaning and grain-crushing	..	1	30	..	..	..	31	5	9	1	..	10	3,150
Sheep-dip manufacturing	..	..	2	..	..	..	2	1	1	..	..	1	199
Shirt and underclothing making	..	..	..	7	8	4	19	2	2	1	..	3	569
Stone quarrying and crushing	..	..	9	..	..	..	9	..	..	1	..	1	903
Tailoring	3	12	65	11	32	72	195	19	20	9	..	29	16,003
Watch and jewellery making and repairing	5	5	7	..	..	..	17	11	11	..	..	11	1,472
Wire-mattress making	1	1	2	..	..	..	4	4	2	..	..	2	282
Wool-dumping	..	3	31	..	..	..	34	1	7	..	..	7	2,746
Woollen-milling	..	..	4	..	..	2	6	1	1	..	..	1	..
	198	414	2,167	86	175	242	3,282	569	622	86	8	716	292,004

FACTORIES—*continued.*

TABLE 2.—SUMMARY.

NOTE.—The Factories Act, section 32 (*a*), provides for a minimum wage of 5s. per week, with an annual increase of 3s. up to 20s. per week, to be paid to every person working in any capacity in a factory.

Trade.	Number of Persons employed.						Total Employees.	Total Employers personally engaged.	Number of Workrooms employing				Total Wages paid during the Year.
	Males.			Females.									
	Age 14 to 16.	Age 17 to 20.	Age 21 and over.	Age 14 to 16.	Age 17 to 20.	Age 21 and over.			Up to 8 Persons.	9 to 30 Persons.	More than 30 Persons.	Total.	
													£
FOOD TRADES—													
Aerated-water and cordial manufacturing	43	98	462	10	4	3	620	191	195	12	2	209	62,111
Bacon and ham curing	8	25	200	..	1	2	236	52	46	6	1	53	23,774
Baking-powder manufacturing	6	9	12	1	5	..	33	4	3	2	..	5	3,205
Biscuit and confectionery manufacturing	92	140	353	107	228	228	1,148	75	42	9	11	62	79,751
Bread and small-goods manufacturing	91	262	1,147	2	12	22	1,536	944	903	13	..	916	162,068
Brewing, malting, and bottling	26	68	767	2	..	1	864	70	78	18	6	102	112,340
Butchers' small-goods manufacturing	27	63	386	2	..	2	480	545	506	..	..	506	51,435
Butter, cheese, and preserved-milk manufacturing	36	154	1,343	12	14	27	1,586	122	738	16	2	756	171,195
Coffee and spice grinding	8	16	36	3	..	1	64	15	16	1	..	17	5,785
Fish curing, preserving, and canning	4	7	113	..	1	4	129	45	51	2	..	53	12,477
Flour and oatmeal milling	14	34	361	..	..	2	411	63	54	18	1	73	49,563
Fruit-preserving and jam-making	16	33	93	21	52	85	300	27	20	4	3	27	16,516
Honey-packing	..	..	..	..	..	..	..	2	1	..	..	1	..
Meat-freezing, &c.	64	152	3,324	..	16	9	3,565	6	8	10	26	44	386,612
Pickles, sauces, and condiment manufacturing	13	26	75	23	43	38	218	27	23	8	1	32	13,251
Rabbit preserving and packing	..	10	55	..	..	..	65	8	14	..	..	14	2,411
Sausage-casing preparing	5	20	183	..	..	..	208	9	8	12	..	20	20,083
Sugar-refining	2	48	229	..	..	..	279	..	..	..	1	1	41,816
Tea blending and packing	53	36	52	8	18	12	179	29	35	5	..	40	11,054
Vinegar-making	..	..	2	..	..	..	2	2	1	..	..	1	163
Wine and apple-cider making	..	1	16	..	..	..	17	9	10	..	..	10	1,207
CLOTHING TRADES—													
Corset and belt making	..	..	..	..	2	5	7	2	3	..	..	3	280
Dress and millinery making	1	1	36	810	1,944	2,375	5,167	949	920	125	27	1,072	202,072
Embroidery and regalia making	1	..	..	1	5	8	15	4	7	..	..	7	594
Fur-goods manufacturing	..	..	3	3	..	1	7	6	4	..	..	4	391

Hat and cap making	4	15	55	14	64	88	240	16	16	9	1	26	15,757
Hosiery-knitting	2	3	6	19	31	40	101	17	16	4	..	20	4,498
Ready-made-clothing manufacturing	33	60	252	209	524	765	1,843	22	4	11	20	35	116,379
Shirt and underclothing manufacturing	6	13	46	131	257	529	982	108	111	13	11	135	39,961
Tailoring	73	197	1,324	220	662	1,700	4,176	744	576	156	13	745	323,352
Umbrella making and repairing	5	1	12	14	17	26	75	28	18	2	1	21	4,077
Woollen-milling	51	71	547	133	283	670	1,755	1	5	5	9	19	140,307
Leather Trades—													
Boot and shoe manufacturing and repairing	142	201	1,631	141	218	427	2,760	562	513	28	24	565	250,837
Portmanteau and leather-goods making	7	9	45	2	16	11	90	18	10	5	..	15	7,724
Saddlery, harness, and whip manufacturing	86	137	578	12	12	10	835	378	365	12	2	379	73,775
Tanning, currying, and leather-dressing	4	16	231	..	..	..	251	6	4	3	4	11	31,418
Iron and Metal Trades—													
Agricultural-implement manufacturing	41	94	491	..	1	..	627	22	34	4	5	43	74,869
Blacksmithing and coachbuilding	274	903	2,035	..	..	..	3,212	1,281	1,183	63	5	1,251	287,942
Cutlery-grinding, and saw and tool repairing	1	3	8	..	..	..	12	10	9	..	..	9	1,295
Cycle and motor engineering, and sewing and typewriter machine repairing	139	220	427	..	3	..	789	366	340	13	..	353	62,531
Engineering, iron, copper, and brass founding, electrical engineering, and range and stove making	253	896	2,681	4	8	6	3,848	322	223	81	32	336	408,787
Gun and lock smithing, and sporting-goods manufacturing	3	3	13	..	2	5	26	14	12	1	..	13	2,416
Plumbing, gasfitting, and tinsmithing	274	521	992	..	1	..	1,788	520	450	45	..	495	161,390
Steel-ceiling manufacturing	..	..	4	..	..	..	4	..	1	..	..	1	590
Wirework (fencing and mattress, &c., making)	9	23	53	..	..	1	86	30	26	1	..	27	5,624
Shipwrighting Trades—													
Ship, scow, boat, and yacht building and repairing	36	74	789	..	..	..	899	64	45	12	2	59	74,608
Woodworking Trades—													
Billiard-table manufacturing	3	4	29	..	..	..	36	3	2	2	..	4	4,679
Blindmaking	2	6	22	1	2	4	37	16	9	2	..	11	3,452
Cabinetmaking, upholstering, and wood carving and turning	176	445	1,247	5	32	64	1,969	544	422	53	9	484	186,189
Carpentering and joinery	133	432	1,544	..	..	..	2,109	1,036	605	48	5	658	203,380
Coopering and boxmaking	13	26	165	..	..	3	207	23	32	7	..	39	22,037
Sawmilling and sash and door making	127	374	4,385	1	..	..	4,887	447	365	140	30	535	539,165
Chemical and Treatment of By-product Trades—													
Candle, soap, starch, and soda manufacturing	20	37	209	9	20	10	305	31	24	10	2	36	27,333
Chemicals, drugs, and patent-medicines manufacturing	11	22	83	10	35	44	205	31	41	5	..	46	16,168
Fly-paper and boot-polish manufacturing	..	..	..	2	6	4	12	3	3	..	..	3	142
Inkmaking (writing and printing inks)	..	..	5	..	..	..	5	1	1	..	..	1	623
Manure-manufacturing	..	9	294	..	..	..	303	22	27	10	1	38	33,175

H.—11.

FACTORIES—*continued.*

TABLE 2—*continued.*

Trade.	Number of Persons employed.						Total Employees.	Total Employers personally engaged.	Number of Workrooms employing				Total Wages paid during the Year.
	Males.			Females.									
	Age 14 to 16.	Age 17 to 20.	Age 21 and over.	Age 14 to 16.	Age 17 to 20.	Age 21 and over.			Up to 8 Persons.	9 to 30 Persons.	More than 30 Persons.	Total.	
CHEMICAL AND TREATMENT OF BY-PRODUCE TRADES—*continued.*													£
Oil canning and packing	1	4	26	..	..	..	31	2	13	1	..	14	2,370
Paint, varnish, and glue making	3	17	57	2	2	1	82	24	25	2	..	27	9,274
Sheep-dip manufacturing	..	..	3	..	..	..	3	2	2	..	..	2	293
Wax-vesta manufacturing	10	2	19	29	62	81	203	..	..	..	2	2	11,302
ORNAMENTAL AND MINOR ART TRADES													
Electroplating and engraving	7	12	27	1	2	3	52	27	21	1	..	22	4,212
Glass bevelling, silvering, &c.	7	10	18	..	..	..	35	7	1	2	..	3	3,722
Lapidary-work	1	..	3	..	..	..	4	6	4	..	..	4	386
Ornamental sign and ticket writing	3	6	12	..	1	3	25	16	15	..	..	15	2,129
Picture framing and gilding	20	22	68	1	2	12	125	101	84	1	..	85	8,484
Toy, mat, and artificial-limb making	7	2	16	1	2	3	31	12	8	1	..	9	1,331
STONE, CLAY, AND ALLIED TRADES—													
Asphalt and concrete-block and pipe manufacturing	..	..	57	..	..	..	57	17	26	..	..	26	1,782
Brick, tile, and pottery manufacturing	39	88	855	..	..	..	982	142	91	35	8	134	107,700
Fibrous-plaster working	4	21	35	..	..	..	60	21	16	3	..	19	6,562
Lime and cement manufacturing	2	17	354	..	..	..	373	12	11	5	4	20	45,549
Monumental masonry	10	21	123	..	..	1	155	52	34	5	..	39	19,831
Pumice grinding and working	..	..	16	..	..	..	16	..	..	1	..	1	1,513
Slate-working	..	..	2	..	..	..	2	1	1	..	..	1	68
Stone quarrying and crushing	..	8	318	..	..	..	326	25	29	11	1	41	31,538
LIGHT, HEAT, AND POWER PRODUCING AND DISTRIBUTING—													
Electric power and light generating	4	9	200	..	..	..	213	10	19	6	2	27	30,980
Gas, coke, and coal-tar manufacturing	3	25	894	..	1	2	925	11	38	12	4	54	132,335
MISCELLANEOUS TRADES—													
Ammunition and fireworks manufacturing	1	3	19	10	22	27	82	1	1	..	1	2	5,331
Basket, wickerware, and perambulator manufacturing	30	40	123	2	13	12	220	52	40	9	..	49	17,873
Brush and broom manufacturing	11	11	81	21	18	19	161	16	10	3	2	15	12,497

Calico, flax, and jute-bag manufacturing	1	2	9	8	19	13	52	4	3	2	..	5	2,700
Carpet-sewing and quiltmaking	..	..	1	..	2	12	15	1	4	..	..	4	937
Chaff and firewood cutting and corn-crushing	8	12	179	..	..	..	199	140	154	..	..	154	17,649
Cigarette, cigar, and tobacco preparing	..	1	6	4	2	5	18	8	10	..	..	10	998
Cork-cutting and bark-milling	..	1	2	..	..	..	3	4	2	..	..	2	48
Dentistry (mechanical)	25	54	139	2	22	85	327	220	212	..	..	212	31,157
Dyeing, cleaning, and feather-dressing	3	10	41	1	9	21	85	54	46	2	..	48	5,414
Fellmongering, wool-scouring, &c.	33	88	1,291	..	..	..	1,412	75	81	23	14	118	132,422
Flax milling and dressing	42	140	1,779	..	..	..	1,961	138	69	115	1	185	154,820
Flock-milling	1	1	13	..	1	4	20	8	6	..	..	6	1,416
Hairworking (wigs, &c.)	..	1	3	9	7	9	29	10	9	1	..	10	1,287
Incandescent-mantle manufacturing	..	..	..	2	6	7	15	..	1	1	..	2	762
Kauri-gum sorting and packing	1	8	154	..	..	..	163	19	21	6	..	27	18,192
Lamp making and repairing	..	..	1	..	..	..	1	1	1	..	..	1	140
Laundry-work (European)	1	9	96	33	173	426	738	187	142	17	6	165	42,587
Laundry-work (Chinese)	..	..	28	..	..	..	28	289	205	..	..	205	1,459
Lead-headed-nail making	2	3	9	..	..	..	14	3	4	..	..	4	973
Leadlight-working and window-glazing	5	11	32	..	..	1	49	13	13	1	..	14	4,436
Musical-instrument making and repairing	1	8	49	..	..	..	58	11	24	..	..	24	6,270
Optical and scientific instrument manufacturing	..	5	6	..	..	..	11	5	6	..	..	6	1,417
Paper-milling, paper-bag making, and cardboard-box making	12	14	130	40	66	48	310	11	4	7	5	16	22,159
Photography	7	7	59	13	57	110	253	106	105	2	..	107	15,549
Pneumatic tires, covers, and rubber-goods manufacturing	..	..	4	..	..	..	4	..	2	..	..	2	489
Printing, bookbinding, and stationery-manufacturing	291	458	1,981	137	293	290	3,450	275	213	75	25	313	379,434
Rag-sorting and marine-stores preparing	..	5	29	..	2	5	41	18	11	..	3	14	3,001
Rope and twine manufacturing	15	29	98	..	..	..	142	9	4	2	2	8	13,321
Sails, tents, flags, and oilskins manufacturing	16	29	102	10	55	44	256	55	48	6	..	54	18,671
Seed cleaning and packing, &c.	3	10	138	3	7	6	167	27	53	3	..	56	16,532
Watch and jewellery making and repairing	67	143	316	2	1	1	530	235	217	14	1	232	49,469
Wool, hemp, and hop pressing, and hide sorting and packing	2	10	278	..	..	..	290	11	49	9	..	58	25,665
	3,137	7,385	39,750	2,264	5,387	8,481	66,404	12,386	11,386	1,390	338	13,114	5,981,070

* Some of the females are also employed as attendants.

These figures do not include the various Government railway workshops, and the Government Printing Office in Wellington.

	1909–10.	1910–11.	Increase.
Total number of factories registered	12,302	12,768	466

The total number of workrooms shown in statistics above is 13,114. The actual number of factories is 12,768, the difference in the total being accounted for by the fact that in several factories more than one trade is carried on.

	1909–10.	1910–11.	Increase.
Total number of hands engaged in factories registered	77,806	78,790	984

SHOPS.

TABLE 3.

Nature of Business.	Number of Persons engaged.				Total Persons engaged in Shops.	Number of Shops.	Total Wages paid during the Year.
	Employees.		Employers.				
	Male.	Female.	Male.	Female.			
AUCKLAND (CITY).							£
Auctioneers	59	9	15	..	83	14	6,744
Basketware and perambulator sellers	2	2	2	..	6	1	350
Booksellers	60	24	64	20	168	82	7,222
Boot and shoe repairers	35	44	175	19	273	170	5,137
Bread and small-goods sellers	18	54	60	3	135	59	4,485
Butchers	238	26	54	2	320	89	29,503
Chemists and herbalists	120	4	58	..	182	61	7,261
Clothiers and mercers	135	16	105	..	256	102	15,874
Coal and firewood dealers	42	1	33	..	76	28	4,672
Crockery and glassware sellers	9	7	17	2	35	17	755
Cycle and motor-car sellers	4	6	9	..	19	8	622
Dairy-produce sellers	80	13	35	5	133	43	11,778
Drapers and milliners	304	457	78	55	894	125	66,764
Dyers and cleaners	2	1	2	..	5	2	252
Fancy-goods sellers	7	29	16	21	73	33	2,630
Fishmongers	13	1	47	..	61	43	1,531
Florists and seedsmen	28	6	5	2	41	7	2,667
Fruiterers and confectioners (European)	12	37	122	91	262	210	2,447
Fruiterers and confectioners (Chinese)	..	..	19	..	19	10	..
Furniture-dealers	82	12	38	1	133	38	12,369
Grindery and leather sellers	4	..	..	..	4	1	446
Grocers and storekeepers	444	82	249	31	806	240	46,078
Gun and sporting-requisite sellers	10	2	4	..	16	5	1,404
Hairdressers and tobacconists	64	18	98	2	182	102	7,585
Ironmongers and hardware merchants	117	16	26	..	159	26	14,851
Marine stores	7	..	1	..	8	1	612
Music and musical-instrument sellers	22	8	13	1	44	17	3,431
Optical-goods sellers	4	..	3	..	7	2	291
Paint and paperhanging sellers	48	5	12	..	65	13	5,879
Pawnbrokers	1	..	4	..	5	4	156
Photographic-material sellers	5	4	4	..	13	2	648
Picture and frame dealers	3	..	21	..	24	20	172
Produce and grain merchants	11	2	19	7	39	24	1,164
Refreshment-room keepers	75	232	32	14	353	38	12,287
Saddlery and harness selling	9	3	24	..	36	20	1,160
Second-hand dealers	3	2	15	9	29	23	559
Sewing and other machine dealers	20	11	9	..	40	10	2,217
Ship-chandlers	10	..	4	..	14	2	1,208
Tea and coffee dealers	..	..	3	..	3	3	..
Tinware and plumbers' requisite sellers	71	3	21	..	95	22	4,279
Umbrella-sellers	1	3	8	..	12	8	280
Watchmakers and jewellers	28	15	56	..	99	51	3,877
Wine-sellers	..	2	1	..	3	1	108
Woodware and timber merchants	2	1	1	..	4	1	312
WELLINGTON (CITY).							
Auctioneers	14	..	5	..	19	4	2,201
Basketware and perambulator sellers	..	..	4	2	6	3	65
Booksellers	51	27	50	18	146	63	6,543
Boot and shoe retailers	23	30	118	4	175	122	5,337
Bread and small-goods sellers	35	13	24	3	75	27	3,593
Butchers	184	6	85	1	276	83	22,649
Chemists and herbalists	49	5	42	1	97	48	3,609
Clothiers	34	1	34	1	70	36	3,564
Coal, firewood, and produce dealers	49	1	56	..	106	46	5,137
Crockery and glassware sellers	6	8	5	..	19	5	1,143
Cycle and motor-car sellers	6	..	20	..	26	20	354
Dairy-produce sellers	36	6	33	..	75	30	3,363
Drapers and milliners	300	429	60	29	818	94	65,176
Dyers and cleaners	1	4	3	..	8	3	164
Electrical fittings and supplies	9	2	2	..	13	6	455
Fancy-goods dealers	4	29	22	12	67	32	1,931
Fishmongers	15	..	15	1	31	15	1,989
Florists and seedsmen	21	13	11	3	48	11	2,728
Fruiterers and confectioners (European)	11	17	112	69	209	176	1,335
Fruiterers and confectioners (Chinese)	6	..	131	..	137	75	275
Furniture-dealers	44	11	39	..	94	38	7,461
Grindery and leather sellers	13	2	3	..	18	3	1,381
Grocers and storekeepers	273	50	184	41	548	192	32,061
Gun and sporting-requisite sellers	7	2	4	..	13	3	682
Hairdressers and tobacconists	80	5	96	..	181	89	6,593
Ironmongery and hardware merchants	178	19	10	..	207	13	24,600
Mercers and hatters	69	7	36	1	113	43	6,699
Music and musical-instrument sellers	41	18	9	..	68	14	5,441
Optical-goods sellers	..	1	2	..	3	2	36
Paint and paperhanging sellers	13	4	20	..	37	22	1,520
Pawnbrokers	1	..	6	..	7	6	120

SHOPS—*continued.*

TABLE 3—*continued.*

Nature of Business.	Number of Persons engaged.				Total Persons engaged in Shops.	Number of Shops.	Total Wages paid during the Year.
	Employees.		Employers.				
	Male.	Female.	Male.	Female.			
WELLINGTON (CITY)—*continued.*							£
Photographic-material sellers	5	8	13	1	27	16	869
Picture and picture-frame dealers	3	3	10	..	16	13	365
Produce and grain merchants	1	..	1	..	2	1	130
Refreshment-room keepers	21	173	58	16	268	80	11,799
Saddlery and harness sellers	6	2	20	..	28	21	689
Sail, tent, and canvas-goods sellers	..	..	2	..	2	2	..
Second-hand dealers	4	..	25	9	38	36	219
Sewing and other machine sellers	5	11	3	..	19	7	1,170
Tea and coffee dealers	3	3	4	..	10	4	471
Tinware and plumbers' requisite sellers	8	2	20	..	30	21	927
Umbrella-sellers	..	..	3	..	3	3	..
Watchmakers and jewellers	14	7	31	..	52	33	2,723
Wine and spirit retailers	..	..	1	..	1	1	..
Wire-woven goods dealers	1	..	3	..	4	2	..
Woodware and timber merchants	14	1	5	..	20	7	1,965
CHRISTCHURCH (CITY).							
Agricultural-implement sellers	15	3	1	..	19	2	1,455
Basketware and perambulator sellers	..	..	5	..	5	4	..
Bird and bird-cage dealers	..	..	1	..	1	1	..
Booksellers and stationers	60	27	36	9	122	43	8,874
Boot and shoe retailers	61	21	117	6	205	119	6,917
Bread and small-goods sellers	17	37	27	9	90	34	2,475
Butchers	144	14	103	3	264	98	16,485
Chemists and herbalists	77	3	35	..	115	38	6,115
Clothiers	20	4	41	..	65	39	2,271
Coal and firewood dealers	76	..	31	..	107	23	7,039
Crockery and glassware sellers	4	8	4	2	18	5	842
Cycle and motor-car sellers	52	6	43	1	102	54	5,625
Dairy-produce sellers	13	6	4	6	29	11	1,588
Drapers and milliners	413	448	63	48	972	90	92,506
Dyers and cleaners	2	3	4	2	11	6	201
Fancy-goods dealers	3	25	11	13	52	22	1,317
Feather and fur sellers	..	..	1	3	4	2	..
Fishmongers	20	8	29	2	59	21	1,640
Florists and seedsmen	3	6	4	..	13	4	905
Fruiterers and confectioners	10	52	94	92	248	154	2,267
Furniture-dealers	70	20	35	..	125	34	11,361
Grindery and leather dealers	5	..	4	..	9	4	579
Grocers and storekeepers	255	60	221	81	617	266	29,393
Gun and sporting-requisite sellers	4	..	1	..	5	1	377
Hairdressers and tobacconists	62	..	74	4	140	73	6,459
Hatters and mercers	36	2	22	1	61	24	3,563
Ironmongery and hardware merchants	157	18	22	2	199	32	23,091
Music and musical-instrument sellers	23	13	11	2	49	13	3,957
Optical-goods sellers	3	..	..	1	4	1	390
Paint and paperhanging sellers	41	3	25	4	73	29	4,830
Pawnbrokers	2	..	3	..	5	3	198
Photographic-material sellers	6	9	11	2	28	10	984
Picture and frame dealers	5	2	14	..	21	11	254
Produce-merchants	30	..	16	..	46	16	3,015
Refreshment-room keepers	16	99	23	15	153	30	6,378
Saddle, harness, and leather-goods dealers	6	1	23	..	30	24	704
Sail, tent, and canvas-goods sellers	2	..	5	..	7	4	51
Second-hand dealers	3	2	11	12	28	19	347
Sewing and other machine sellers	...	2	..	..	2	1	104
Tea and coffee dealers	4	1	1	..	6	2	358
Tinware and plumbers' requisite sellers	30	2	27	..	59	30	3,151
Umbrella-sellers	..	1	3	..	4	3	51
Watchmakers and jewellers	45	4	31	1	81	37	5,614
Woodware and timber merchants	33	1	17	..	51	11	5,745
DUNEDIN (CITY).							
Agricultural-implement sellers	5	1	2	..	8	3	739
Auctioneers	29	5	8	..	42	7	3,581
Basketware-dealers	..	1	3	..	4	3	41
Bird-fanciers	1	1	4	..	6	4	64
Booksellers and stationers	62	38	35	12	147	44	7,805
Boot and shoe retailers	34	30	115	5	184	110	4,396
Bread and small-goods sellers	3	37	40	15	95	40	1,820
Butchers	175	..	79	..	254	60	19,770
Chemists and herbalists	56	5	38	3	102	37	5,380
Coal and firewood dealers	74	4	47	..	125	37	8,859
Crockery and glassware dealers	4	15	7	4	30	8	1,216
Cycle and motor-car sellers	21	4	25	..	50	20	2,618
Drapers and milliners	306	332	50	67	755	98	61,941

SHOPS—*continued.*

TABLE 3—*continued.*

Nature of Business.	Number of Persons engaged.				Total Persons engaged in Shops.	Number of Shops.	Total Wages paid during the Year.
	Employees.		Employers.				
	Male.	Female.	Male.	Female.			
DUNEDIN (CITY)—*continued.*							£
Fancy-goods dealers	6	27	10	14	57	23	2,137
Fishmongers	7	1	22	3	33	20	744
Florists and seedsmen	18	4	7	4	33	7	1,252
Fruiterers and confectioners (European)	20	35	64	75	194	128	3,049
Fruiterers and confectioners (Chinese)	2	..	13	..	15	12	104
Furniture-dealers	35	11	27	..	73	23	5,492
Grocers	256	34	173	75	538	225	32,083
Gun and sporting-requisite sellers	3	4	3	..	10	3	587
Hairdressers and tobacconists	50	12	74	2	138	73	6,032
Ironmongers and hardware dealers	136	26	16	..	178	21	15,314
Mercers and hatters	51	6	44	..	101	39	5,264
Music and musical-instrument dealers	47	10	8	..	65	7	7,439
Paint and paperhanging sellers	44	7	26	..	77	26	5,048
Pawnbrokers	1	..	4	..	5	4	150
Photographic-material sellers	2	7	13	..	22	13	532
Picture and frame dealers	4	2	12	..	18	11	396
Portmanteau and leather goods sellers	..	1	3	..	4	3	39
Produce-merchants	14	2	6	..	22	5	1,836
Refreshment-room keepers	7	67	20	19	113	28	2,697
Saddlery and harness sellers	2	..	17	..	19	16	195
Sail, tent, and canvas-goods sellers	..	..	5	..	5	3	..
Second-hand dealers	1	..	19	9	29	29	142
Sewing and other machine sellers	8	4	4	..	16	3	1,098
Tea and coffee merchants	1	..	3	1	5	3	6
Tinware and plumbers' requisite sellers	11	4	26	..	41	23	1,426
Umbrella-sellers	..	1	6	..	7	6	21
Watchmakers and jewellers	40	14	34	2	90	33	4,819
NORTHERN INDUSTRIAL DISTRICT. (Excluding Auckland City, shown separately.)							
Auctioneers	16	1	7	..	24	8	2,093
Booksellers and stationers	23	32	46	12	113	55	2,608
Boot, shoe, and leather dealers	22	12	128	2	164	124	2,084
Bread and pastry sellers	12	19	42	1	74	36	1,897
Butchers	320	6	187	3	526	166	30,439
Carriage and vehicle sellers	..	..	2	..	2	2	..
Chemists	50	7	52	..	109	53	2,547
Clothiers	10	2	50	..	62	50	831
Coal-dealers	10	..	6	..	16	5	997
Cycle-dealers	2	2	21	..	25	14	101
Dairy-produce sellers	12	..	8	..	20	7	1,164
Dyers and cleaners	..	..	3	..	3	3	..
Drapers and milliners	145	236	132	35	548	158	27,842
Fancy-goods dealers	5	16	33	8	62	38	615
Fishmongers	..	..	11	..	11	11	..
Fruiterers and confectioners	18	72	152	44	286	184	2,604
Furniture-dealers	14	15	37	..	66	32	2,102
Grocers and storekeepers	832	181	550	50	1,613	576	74,070
Gun and sporting-goods dealers	..	..	2	..	2	2	..
Hairdressers and tobacconists	60	4	99	2	165	101	5,072
Ironmongery and hardware dealers	58	1	39	1	99	41	6,795
Mercers and hatters	36	3	23	..	62	27	4,003
Music and musical-instrument sellers	2	6	15	1	24	16	187
Paint and paperhanging sellers	6	6	22	..	34	19	664
Photographic-material sellers	4	9	21	1	35	22	494
Picture and frame dealers	..	1	8	..	9	7	24
Produce and grain merchants	38	7	20	..	65	21	4,962
Refreshment-room keepers	40	66	28	19	153	45	4,758
Saddlery and harness sellers	11	..	77	..	88	69	571
Second-hand and curio dealers	..	..	4	..	4	4	..
Sewing and other machine sellers	3	1	5	..	9	6	285
Tinware-dealers	2	5	23	..	30	24	483
Umbrella-sellers	..	..	1	..	1	1	..
Watchmakers and jewellers	16	8	53	..	77	51	2,143
Wine and spirit merchants	5	..	1	..	6	2	383
Woodware dealers	1	1	2	..	4	1	176
TARANAKI INDUSTRIAL DISTRICT.							
Auctioneers	18	..	11	..	29	9	1,972
Booksellers and stationers	17	16	18	2	53	19	1,469
Boot and shoe dealers	14	11	41	..	66	42	1,596
Bread and pastry sellers	8	8	17	..	33	17	1,277
Butchers	93	1	45	..	139	42	8,940
Chemists	24	1	16	..	41	18	1,848
Clothiers and mercers	27	4	41	1	73	44	2,913
Coal-dealers	7	..	9	..	16	8	828

SHOPS—*continued.*

TABLE 3—*continued.*

Nature of Business.	Number of Persons engaged.				Total Persons engaged in Shops.	Number of Shops.	Total Wages paid during the Year.
	Employees.		Employers.				
	Male.	Female.	Male.	Female.			
TARANAKI INDUSTRIAL DISTRICT—*continued.*							£
Cycle-dealers	5	..	12	..	17	13	315
Dairy-produce sellers	..	1	1	..	2	1	32
Drapers and milliners	65	117	48	7	237	59	13,345
Fancy-goods dealers	3	8	7	2	20	10	732
Fishmongers	3	..	9	..	12	8	162
Fruiterers and confectioners (European)	4	12	24	8	48	32	561
Fruiterers and confectioners (Chinese)	5	..	9	..	14	9	381
Furniture-dealers	6	1	22	..	29	19	447
Grocers and storekeepers	201	35	137	1	374	136	22,248
Gun and sporting-goods dealers	1	..	2	..	3	2	95
Hairdressers and tobacconists	17	1	39	..	57	35	1,369
Ironmongery and hardware dealers	38	2	25	..	65	20	3,656
Music and musical-instrument sellers	3	4	7	..	14	7	613
Painters and paperhangers	12	6	13	..	31	11	576
Photographic-material sellers	1	..	2	..	3	2	65
Produce and grain merchants	10	..	7	..	17	7	5,794
Refreshment-room keepers	2	23	17	4	46	19	609
Saddlery and harness sellers	8	..	28	..	36	27	702
Sail, tent, and oilskin dealers	..	..	3	..	3	3	..
Second-hand dealers	2	..	3	..	5	3	103
Sewing and other machine sellers	1	1	4	..	6	4	65
Tinsmiths	6	1	14	..	21	13	640
Umbrella dealers	..	..	1	..	1	1	..
Watchmakers and jewellers	6	2	19	..	27	20	706
Woodware-dealers	2	..	1	..	3	2	304
WELLINGTON INDUSTRIAL DISTRICT. (Excluding Wellington City, shown separately.)							
Auctioneers	31	3	27	..	61	19	3,007
Basketware-dealers	1	..	2	..	3	2	112
Booksellers	57	63	90	11	221	90	5,788
Boot and shoe dealers	57	40	172	1	270	173	7,427
Bread and pastry sellers	50	36	72	7	165	69	6,171
Butchers	282	5	161	2	450	141	31,339
Carriage, &c., dealers	10	1	21	..	32	19	1,642
Chemists and herbalists	85	6	74	..	165	73	6,211
Clothiers and mercers	118	11	116	1	246	120	11,769
Coal and firewood dealers	43	1	41	..	85	37	4,752
Crockery and glassware dealers	6	10	11	..	27	10	1,453
Cycle-dealers	30	11	97	..	138	89	2,569
Dairy-produce dealers	22	4	22	..	48	19	1,915
Drapers and milliners	315	405	179	44	943	218	60,885
Fancy-goods dealers	5	20	23	5	53	27	1,142
Fish and poultry dealers	15	..	5	1	21	18	1,154
Florists and seedsmen	18	2	7	..	27	7	2,893
Fruiterers and confectioners (European)	7	44	112	40	203	149	1,724
Fruiterers and confectioners (Chinese)	6	..	62	..	68	57	280
Furniture-dealers	54	12	81	2	149	75	6,205
Gas-fittings, &c., sellers	13	6	2	..	21	7	2,334
Grocers and storekeepers	715	106	456	28	1,305	440	78,870
Gun and sporting-goods dealers	7	1	4	..	12	3	850
Hairdressers and tobacconists	103	7	117	1	228	120	10,136
Ironmongery and hardware dealers	155	9	52	..	216	53	19,570
Music and musical-instrument dealers	16	15	22	..	53	22	2,496
Optical-goods dealers	1	..	1	..	2	1	20
Paint and paperhanging sellers	10	8	49	..	67	43	2,012
Photographic-material dealers	4	7	23	1	35	23	619
Picture and frame dealers	..	1	6	..	7	6	119
Produce and grain merchants	41	..	13	..	54	19	6,131
Refreshment-room keepers	21	136	89	31	277	106	6,312
Saddlery and harness dealers	19	2	100	..	121	92	1,956
Sail, tent, and oilskin dealers	1	1	3	..	5	3	106
Second-hand dealers	2	..	18	1	21	19	53
Sewing and other machine sellers	4	5	14	..	23	16	568
Tea-merchants	2	..	1	..	3	1	111
Tinware-dealers	11	..	54	..	65	45	1,112
Umbrella-sellers	..	2	5	1	8	3	78
Watch and jewellery sellers	15	9	71	..	95	69	1,521
Wine and spirit merchants	2	..	3	..	5	3	208
Woodware-dealers	20	..	7	..	27	6	2,233
MARLBOROUGH INDUSTRIAL DISTRICT.							
Auctioneers	..	1	1	..	2	1	52
Booksellers	3	5	5	2	15	7	218
Boot and shoe dealers	9	2	10	..	21	8	603
Bread and small-goods sellers	..	3	6	1	10	7	88

SHOPS—*continued.*

TABLE 3—*continued.*

Nature of Business.	Number of Persons engaged.				Total Persons engaged in Shops.	Number of Shops.	Total Wages paid during the Year.
	Employees.		Employers.				
	Male.	Female.	Male.	Female.			
MARLBOROUGH INDUSTRIAL DISTRICT—*continued.*							£
Butchers	16	..	9	..	25	8	1,567
Chemists and herbalists	6	..	6	..	12	7	450
Clothiers and mercers	7	1	8	..	16	8	776
Coal and firewood dealers	2	1	2	..	5	2	409
Cycle-dealers	5	2	10	..	17	7	472
Drapers and milliners	37	23	15	..	75	16	5,996
Fancy-goods dealers	..	..	2	..	2	2	..
Fishmongers	..	1	1	..	2	1	105
Fruiterers and confectioners (European)	..	1	10	3	14	12	36
Fruiterers and confectioners (Chinese)	..	..	2	..	2	2	..
Furniture-dealers	5	3	8	..	16	7	425
Grocers and storekeepers	57	13	37	8	115	33	6,797
Hairdressers and tobacconists	7	..	11	1	19	11	454
Ironmongery and hardware dealers	20	4	6	1	31	7	2,164
Music and musical-instrument sellers	..	1	1	..	2	1	52
Paint and paperhanging dealers	3	..	4	..	7	4	172
Picture-frame dealers	..	..	1	..	1	1	..
Produce and grain merchants	2	..	3	..	5	2	195
Refreshment-room keepers	2	6	2	1	11	3	220
Saddlery and harness sellers	2	..	4	..	6	3	305
Sail, tent, and oilskin sellers	..	..	1	..	1	1	..
Sewing and other machine sellers	..	1	2	..	3	2	18
Tinware-dealers	..	..	2	..	2	2	..
Watch and jewellery sellers	1	1	5	1	8	5	92
NELSON INDUSTRIAL DISTRICT.							
Auctioneers	4	1	3	..	8	3	391
Booksellers and stationers	5	4	16	..	9	10	616
Boot and shoe dealers	5	7	19	..	31	20	917
Bread and pastry sellers	4	3	12	..	19	11	535
Butchers	32	4	20	..	56	18	3,226
Chemists and herbalists	6	1	8	..	15	8	741
Clothiers	10	2	13	..	25	12	785
Cycle-dealers	1	3	13	..	17	12	352
Dairy-produce sellers	3	..	3	..	6	3	159
Drapers and milliners	36	43	35	4	118	31	7,197
Fancy-goods dealers	1	6	9	1	17	9	212
Fishmongers	2	..	3	..	5	3	149
Fruiterers and confectioners	4	5	16	3	28	19	308
Furniture-dealers	7	6	17	..	30	13	1,031
Grocers and storekeepers	121	43	76	14	254	81	15,437
Hairdressers and tobacconists	11	..	13	..	24	13	1,007
Ironmongery and hardware dealers	27	..	5	..	32	4	3,779
Music-dealers	1	2	3	..	6	3	100
Paint and paperhanging sellers	..	..	9	..	9	6	110
Photographic-material dealers	..	..	2	..	2	2	100
Picture-frame dealers	..	..	4	..	4	4	..
Produce-merchants	5	..	2	..	7	2	830
Refreshment-room keepers	1	16	9	8	34	17	584
Saddlery and harness sellers	3	..	10	..	13	10	286
Sewing and other machine sellers	..	..	2	..	2	2	..
Taxidermists	1	..	..	1	2	1	5
Tinware-dealers	2	1	5	..	8	6	106
Umbrella-sellers	..	..	1	..	1	1	..
Watch and jewellery sellers	3	..	7	..	10	7	273
Wine and spirit merchants	2	..	1	..	3	1	150
WESTLAND INDUSTRIAL DISTRICT.							
Auctioneers	5	3	2	..	10	2	741
Booksellers and stationers	13	18	25	..	56	23	1,444
Boot and shoe dealers	19	4	43	1	67	43	1,910
Bread and pastry sellers	6	8	22	1	37	18	841
Butchers	83	4	67	..	154	58	7,282
Chemists and herbalists	14	1	12	..	27	11	1,082
Clothiers and mercers	23	3	30	1	57	29	2,471
Coal and firewood dealers	4	..	5	..	9	4	436
Cycle-dealers	2	1	14	..	17	13	286
Drapers and milliners	76	94	50	26	246	73	13,887
Fancy-goods dealers	..	..	8	5	13	11	..
Fishmongers	..	1	1	1	3	2	30
Fruiterers and confectioners (European)	8	3	29	21	61	49	682
Fruiterers and confectioners (Chinese)	1	..	5	1	7	6	52
Florists and seedsmen	..	..	2	..	2	2	..
Furniture-dealers	15	1	18	..	34	13	587
Grocers and storekeepers	217	25	158	25	425	168	24,623
Hairdressers and tobacconists	26	1	37	1	65	36	1,794

SHOPS—*continued.*

TABLE 3—*continued.*

Nature of Business.	Number of Persons engaged.				Total Persons engaged in Shops.	Number of Shops.	Total Wages paid during the Year.
	Employees.		Employers.				
	Male.	Female.	Male.	Female.			
WESTLAND INDUSTRIAL DISTRICT—*continued.*							£
Ironmongery and hardware dealers	43	6	18	1	68	16	6,029
Music-dealers	..	1	2	..	3	2	52
Paint and paperhanging sellers	2	3	7	1	13	8	228
Photographic-material sellers	..	1	3	..	4	3	39
Picture-frame dealers	2	2	5	..	9	5	61
Refreshment-room keepers	5	22	9	5	41	14	1,035
Saddlery and harness sellers	1	..	9	..	10	9	200
Sail, tent, and oilskin sellers	..	..	1	..	1	1	..
Second-hand dealers	..	..	1	..	1	1	..
Sewing and other machine sellers	..	1	4	..	5	4	18
Tea and coffee merchants	..	..	1	..	1	1	..
Tinware-dealers	2	1	14	..	17	12	244
Umbrella-sellers	..	..	3	..	3	3	..
Watch and jewellery sellers	4	3	15	..	22	15	463
CANTERBURY INDUSTRIAL DISTRICT. (Excluding Christchurch City, shown separately.)							
Agricultural-implement sellers	13	..	6	..	19	5	1,822
Auctioneers	27	1	13	..	41	11	3,233
Basketware-dealers	..	..	1	..	1	1	..
Booksellers and stationers	12	13	18	..	43	19	1,493
Boot and shoe dealers	28	8	75	..	111	74	2,564
Bread and pastry sellers	14	13	27	..	54	41	1,885
Butchers	97	5	85	3	190	71	8,802
Chemists and herbalists	21	3	22	..	46	22	1,545
Clothiers	40	2	57	..	99	55	3,472
Coal and wood dealers	31	..	27	1	59	25	3,815
Cycle and motor-car sellers	12	6	44	..	62	36	1,046
Dairy-produce dealers	1	..	1	..	2	1	103
Drapers and milliners	123	157	82	11	373	78	24,167
Fancy-goods sellers	1	6	12	1	20	12	458
Fishmongers	4	1	8	..	13	8	276
Florists and seedsmen	3	1	3	..	7	3	150
Fruit and confectionery sellers	4	22	48	15	89	59	950
Furniture-dealers	8	4	17	..	29	17	500
Grocers and storekeepers	377	194	223	14	808	223	44,852
Hairdressers and tobacconists	24	3	42	..	69	41	2,121
Ironmongery and hardware dealers	53	4	37	..	94	33	6,461
Music and musical-instrument sellers	6	6	2	..	14	6	978
Paint and paperhanging sellers	8	1	24	..	33	18	487
Photographic-material dealers	..	..	11	..	11	10	12
Picture-dealers	..	1	5	..	6	5	26
Produce-merchants	31	1	10	..	42	10	2,185
Refreshment-room keepers	4	44	22	11	81	30	1,426
Saddlery and harness sellers	8	..	36	..	44	37	634
Sail, tent, and oilskin sellers	..	1	1	..	2	1	52
Second-hand dealers	..	..	6	..	6	6	..
Sewing and other machine sellers	..	3	4	..	7	6	375
Tea and coffee dealers	..	..	3	..	3	3	..
Timber-merchants	20	..	3	..	23	3	2,583
Tinware-dealers	6	..	21	1	28	21	502
Umbrella-sellers	..	..	1	..	1	1	..
Watch and jewellery sellers	5	2	32	..	39	29	126
OTAGO INDUSTRIAL DISTRICT. (Excluding Dunedin City, shown separately.)							
Agricultural-implement sellers	3	..	3	..	6	4	346
Auctioneers	9	1	6	..	16	5	1,041
Booksellers and stationers	11	6	13	1	31	13	730
Boot and shoe dealers	14	4	63	..	81	64	1,357
Bread and pastry sellers	16	7	24	..	47	22	1,150
Butchers	93	2	73	..	168	67	8,209
Chemists and druggists	11	3	19	1	34	20	798
Clothiers	9	..	23	..	32	23	852
Coal and firewood dealers	10	..	9	..	19	7	544
Cycle and motor-car sellers	4	3	15	..	22	12	304
Dairy-produce sellers	3	..	1	..	4	1	200
Drapers and milliners	54	70	39	9	172	47	9,188
Fancy-goods sellers	1	6	15	4	26	16	184
Fishmongers	1	1	10	..	12	9	78
Florists and seedsmen	..	1	3	..	4	3	16
Fruiterers and confectioners	2	10	45	24	81	67	523
Furniture-dealers	..	2	15	..	17	13	78
Grocers and storekeepers	278	55	190	25	548	206	27,177
Hairdressers and tobacconists	16	2	38	1	57	39	1,057

SHOPS—*continued.*

TABLE 3—*continued.*

Nature of Business.	Number of Persons engaged.				Total Persons engaged in Shops.	Number of Shops.	Total Wages paid during the Year.
	Employees.		Employers.				
	Male.	Female.	Male.	Female.			
OTAGO INDUSTRIAL DISTRICT—*continued.*							£
Ironmongery and hardware dealers	18	3	22	..	43	23	1,865
Music and musical-instrument sellers	4	2	4	..	10	4	400
Paint and paperhanging sellers	6	3	18	..	27	15	509
Photographic-material sellers	..	..	3	..	3	3	9
Picture-dealers	..	..	2	..	2	2	..
Produce and grain merchants	14	1	7	..	22	8	1,793
Refreshment-room keepers	2	12	9	5	28	14	237
Saddlery and harness sellers	3	..	23	..	26	23	273
Sail, tent, and canvas-goods sellers	1	..	3	..	4	3	143
Second-hand dealers	1	..	1	..	2	1	9
Sewing and other machine sellers	1	1	2	..	4	3	39
Tea and coffee dealers	3	..	3	..	6	2	312
Tinware-dealers	5	..	9	..	14	9	289
Watch and jewellery sellers	6	2	21	..	29	20	450
Wine-retailers	..	..	1	..	1	1	..
SOUTHLAND INDUSTRIAL DISTRICT.							
Agricultural-implement sellers	17	1	4	..	22	6	2,287
Auctioneers	11	3	2	..	16	4	1,659
Booksellers and stationers	16	11	9	1	37	11	1,741
Boot and shoe dealers	18	9	48	1	76	47	1,662
Bread and pastry sellers	7	13	16	..	36	15	819
Butchers	105	7	52	..	164	50	10,228
Chemists and herbalists	25	1	14	1	41	16	1,510
Clothiers	41	3	40	..	84	36	2,885
Coal and firewood dealers	18	3	7	..	28	8	2,251
Cycle and motor-car sellers	16	10	23	..	49	22	1,168
Drapers and milliners	122	130	49	16	317	64	24,045
Fancy-goods sellers	3	11	11	2	27	13	441
Fishmongers	6	4	6	..	16	5	422
Florists and seedsmen	4	2	4	..	10	4	485
Furniture-dealers	3	5	10	..	18	8	477
Fruit and confectionery sellers	2	20	32	31	85	63	617
Grocers and storekeepers	236	58	145	18	457	162	24,466
Gun and sporting-goods sellers	..	..	3	..	3	3	..
Hairdressers and tobacconists	23	4	33	..	60	34	2,212
Ironmongery and hardware dealers	66	6	8	..	80	9	7,540
Music and musical-instrument sellers	4	6	..	..	10	3	828
Paint and paperhanging sellers	5	2	11	..	18	9	333
Photographic-material sellers	..	1	4	..	5	3	65
Picture-dealers	..	3	4	..	7	4	109
Produce and grain merchants	23	..	5	..	28	11	3,164
Refreshment-room keepers	1	22	7	3	33	9	592
Saddlery and harness sellers	6	..	22	..	28	23	446
Sail, tent, and canvas-goods sellers	..	..	2	..	2	2	..
Second-hand dealers	..	..	3	..	3	3	..
Sewing and other machine sellers	2	1	1	..	4	3	215
Tea and coffee retailers	1	1	2	..	4	2	134
Tinware-dealers	8	3	11	..	22	10	897
Umbrella-sellers	..	..	1	1	2	2	..
Watch and jewellery sellers	10	11	20	2	43	22	1,450
Woodware-dealers	..	..	1	..	1	1	..

SHOPS—*continued*.

TABLE 4.—SUMMARY OF SHOPS.

Nature of Business.	Number of Persons engaged.				Total Persons engaged in Shops.	Number of Shops.	Total Wages paid during the Year.
	Employees.		Employers.				
	Male.	Female.	Male.	Female.			
							£
Agricultural-implement sellers	53	5	16	..	74	20	6,649
Auctioneers	223	28	98	..	349	86	26,715
Basketware and perambulator sellers	3	3	17	2	25	14	568
Bird and bird-cage dealers	3	1	8	1	13	8	69
Booksellers and stationers	390	284	418	86	1,178	477	46,551
Boot and shoe dealers	339	222	1,113	39	1,713	1,105	41,907
Bread and small-goods sellers	190	251	387	40	868	394	27,036
Butchers	1,872	80	1,020	14	2,986	951	198,439
Carriage and vehicle sellers	10	1	23	..	34	21	1,642
Chemists and herbalists	544	40	396	6	986	412	39,097
Clothiers, mercers, and hatters	666	67	671	6	1,410	675	67,992
Coal and firewood dealers	366	11	269	1	647	227	39,739
Crockery and glassware sellers	29	48	44	8	129	45	5,409
Cycle and motor-car dealers	160	54	342	1	557	316	15,832
Dairy-produce sellers	170	20	108	11	319	116	20,302
Dyers and cleaners	5	8	12	2	27	14	617
Drapers and milliners	2,296	2,941	878	349	6,464	1,147	472,939
Fancy-goods dealers	39	183	178	87	487	246	11,799
Feather and fur dealers	..	..	1	3	4	2	..
Fishmongers	86	18	165	8	277	162	8,280
Florists and seedsmen	95	35	46	9	185	48	11,096
Fruiterers (European)	102	330	850	516	1,798	1,293	17,103
Fruiterers (Chinese)	20	..	241	1	262	171	1,092
Furniture-dealers	343	103	359	3	808	325	48,535
Gasfitters	22	8	4	..	34	13	2,789
Grocers and storekeepers	4,262	936	2,772	411	8,381	2,924	458,155
Gun and sporting-goods sellers	32	9	22	..	63	21	3,995
Hairdressers and tobacconists	543	57	762	14	1,376	760	51,891
Ironmongery and hardware merchants	1,066	114	283	5	1,468	295	135,715
Leather-goods and grindery dealers	22	3	10	..	35	11	2,445
Music and musical-instrument sellers	169	92	96	4	361	114	25,974
Optical and scientific instrument sellers	8	1	6	1	16	6	737
Paint and paperhanging sellers	198	48	239	5	490	222	22,368
Pawnbrokers	5	..	17	..	22	17	624
Photographic-material dealers	27	46	110	5	188	109	4,436
Picture-dealers	17	15	92	..	124	89	1,526
Produce and grain merchants	220	13	109	7	349	126	31,199
Refreshment-room keepers	197	918	325	150	1,590	432	48,934
Saddlery and harness sellers	84	8	385	..	477	367	8,121
Sail, tent, and oilskin sellers	14	2	29	..	45	24	1,560
Secondhand-goods and curio sellers	23	4	107	40	174	145	2,044
Sewing and other machine sellers	44	42	52	..	138	65	6,172
Tea and coffee retailers	14	5	21	1	41	21	1,392
Tinware and plumbers' goods sellers	162	22	242	1	427	236	14,056
Umbrella-dealers	1	7	32	2	42	31	430
Watch and jewellery sellers	193	78	388	6	665	385	24,258
Wine-retailers	9	2	8	..	19	9	849
Woodware	92	4	37	..	133	32	13,317
	15,428	7,177	13,808	1,845	38,258	14,729	1,972,395

TABLE 5.—SCHEDULE of the RATES of WAGES and the HOURS of LABOUR in FACTORIES and SHOPS in the Four Chief Industrial Districts fixed by Industrial Agreements and by Awards of the Court of Arbitration, in Force on the 31st March, 1911.

Trades.	Northern Industrial District.	Wellington Industrial District.	Canterbury Industrial District.	Otago and Southland Industrial District.
Aerated-water and cordial manufacturing	Foreman, 55s. and 60s.; cordial-makers, 55s. and 60s.; machine bottlers, 50s.; packers and wirers, 45s.; bottlers, bottle-washers, and general labourers, 42s. per week (44 to 49 hours); youths, 10s. to 35s.	..	Foremen and cordial-makers, 60s.; machine bottlers and beer-bottlers, 50s.; bottle-washers, 42s.; casual labour, 1s. per hour; youths, 14 to 21 years, 10s. to 35s. per week; improvers at machine bottling, first three months, 35s. per week; second three months, 45s. per week. Hours of labour—summer, 49 per week; winter, 44 per week	..
Bacon-curing	See Butchers' small-goods manufacturing	..	..	..
Basketware, rattan, and wicker-work manufacturing	Journeymen rattan and wicker workers, 1s. 2d. per hour; improvers, 35s. per week; apprentices, four years, 5s. to 20s. per week. Hours of labour, 47 per week	..	Journeymen, 1s. 2d. per hour per week of 44 hours; apprentices, five years, 5s. to 30s.	..
Blacksmithing and farriery	Farriers and general smiths, 10s. per day; floormen, 8s. 4d. per day; apprentices, five years, 7s. 6d. to 35s. per week; piecework, shoe-turning only, 3s. per dozen for heeled shoes, 2s. 6d. per dozen for plain shoes. Hours of labour, 47 per week	Farriers and general smiths, 10s. per day; floormen, 8s. 6d. per day; apprentices, six years, 7s. 6d. to 40s. per week. Hours of labour, 46 per week. *Wellington Country Award.*—Farriers and general smiths, 1s. 3d. per hour; floormen, 1s. 0¾d. per hour; apprentices, six years, 7s. 6d. to 40s. per week. Hours of labour, 48 per week	..	..
Boatbuilding	Shipwrights, 1s. 3d. per hour; boat-builders, 1s. 2d. per hour; dirty work, 1s. per day extra; apprentices, five years, 5s. to 25s. per week. Hours of work, 47 per week	..	..	..
Boilermaking	See Metal-working	..	..	..
Bookbinding	Journeymen binders and paper-rulers, 60s. per week; cutters, 30s. to 55s.; casual labour, 1s. 4½d. per hour; apprentices, six years, 10s. to 30s. per week. Hours of labour, 48 per week	Journeymen, 60s. per week; casual labour, 1s. 4½d. per hour; apprentices, six years, 10s. to 30s. per week. Hours of labour, 48 per week	Journeymen, 60s. per week; 1s. 4½d. per hour for casual labour; apprentices, six years, 10s. to 30s. per week. Hours of labour, 48 per week	..
Bootmaking (male operatives)	Outside clickers, makers, finishers, outsole cutters, and machine operators, 1s. 0½d. per hour; rough-stuff cutters and others, 1s. per hour. Apprentices: Clicking department, six years, 7s. 6d. to 35s. per week; making and finishing, six years, 5s. to 30s. per week; rough-stuff department, five years, 5s. to 25s. per week. Hours of labour, 48 per week	Same as in Northern District.. ..	Same as in Northern District.. ..	Same as in Northern District.

Bootmaking (female operatives)	Journeywomen, 27s. 6d. per week; wax-thread-machine workers, 35s. per week; apprentices, five years, 7s. to 23s. per week. Hours of labour, 45 per week	Same as in Northern District.. ..	Same as in Northern District.. ..	Same as in Northern District.
Bootmaking—retailers, &c.	..	..	Journeymen engaged at hand-sewn work, 1s. 1½d. per hour; other workers, 1s. 0½d. per hour; apprentices, six years, 5s. to 30s. per week. Hours of work, 48 per week	..
Bottling	See Aerated-water and cordial manufacturing, and Brewing and malting	..	See Aerated-water and cordial manufacturing	..
Boxmaking	..	..	See Cardboard-box making	See Cardboard-box making.
Brass founding and finishing	See Engineering	See Engineering	See Engineering	See Engineering.
Bread and small-goods manufacturing	Bakers and pastrycooks—Foremen, 60s. per week; second hands, 50s.; other hands, 45s. per week; apprentices, four years, 5s. to 15s. per week and found, or 7s. 6d. extra per week in lieu of board and lodging; jobbers, 10s. per day. Hours of labour, 48 per week	*City of Wellington Award.*—Foremen, 63s. per week; second hands, 53s. per week; table hands, 48s. per week of 51 hours. Pastrycooks—Journeymen from 45s. to 60s. per week; jobbers, 10s. per day or 50s. per week; apprentices, four years, 12s. 6d. to 30s. per week. Hours of labour, 48 per week. *Other Parts of Industrial District.*—Foremen, 60s. per week; second hands, 50s. per week; table hands, 45s. per week; jobbers, 10s. per day of 8 hours (not less than half a day's wages shall be paid. If employed more than 4 hours, then 1s. 3d. per hour up to full day of 8 hours). Apprentices, four years, 12s. 6d. to 30s. per week. Hours of labour, 48 per week. Drivers—For driving and attending a single horse, 48s. per week; for driving and attending two or more horses, 52s. per week; youths, from 18 to 21 years, 25s. to 35s. per week. Hours of labour, 47½ per week	Foremen, 60s. per week; second hands, 50s. per week; table hands, 45s. per week; apprentices, four years, rate of wages prescribed by Court upon application by any party to the award; jobbers, 10s. per day. Hours of labour, 51 per week. Pastrycooks—Foremen, 60s. per week; second hands, 50s. per week; table hands, 45s. per week; jobbers, 10s. per day of 8½ hours or 50s. per week; apprentices, five years, 10s. to 32s. 6d. per week. Hours of labour, 51 per week	Foremen, 60s. per week; second hands, 50s. per week; table hands, 45s. per week; apprentices, four years, 12s. 6d. to 30s. per week; jobbers, 10s. per day of 8½ hours. Hours of labour, 51 per week. Pastrycooks — Foremen 60s., second hands 50s., table hands 45s. per week; jobbers, 10s. per day of 8½ hours or 50s. per week; apprentices, five years, 10s. to 32s. 6d. per week. Hours of labour, 51 per week.
Brewing, malting, &c. ..	Leading hand in cellar, 55s. per week; night cellarman, 50s. per week; brewery labourers and malthousemen, 1s. 0½d. per hour; bottling-house labourers, 11½d. per hour; youths and apprentices, 25s. to 35s. per week. Hours—breweries and malthouses, 46; bottling-houses and stores, 48 per week	..	In Breweries.—Brewery day-men, 47s. 6d. per week; bottlers, 45s. per week (married men, 47s. 6d. per week); brewery night-men, 50s. per week; coopers, 57s. 6d. per week. In Malthouses.—Day-men, 45s. per week; night-men, 47s. 6d. per week; casual labour, 1s. per hour; boys in bottling-houses, 14 to 20 years of age, 10s. to 25s. per week. Hours of labour, 45 per week	..

TABLE 5.—SCHEDULE of the RATES of WAGES and the HOURS of LABOUR, &c.—*continued.*

Trades.	Northern Industrial District.	Wellington Industrial District.	Canterbury Industrial District.	Otago and Southland Industrial District.
Brick, tile, and pottery manufacturing	Fireclay and ornamental brick and tile and pipe workers and flangers, 1s. 2d. per hour; junction stickers and moulders, 1s. 1d. per hour; burners, 10½d. per hour; other workers over the age of 21 years, 1s. per hour or 45s. per week; boys, 16 to 20 years, 15s. to 24s. per week; 20 to 21 years, 7½d. per hour; 21 to 22 years, 10½d. per hour. Hours of labour, 48 per week		Brickmakers—Moulders, 8s. per 1,000 for square bricks, and 9s. 6d. per 1,000 for fancy bricks; setters and drawers, 3s. 9d. per 1,000 for square and 5s. 6d. per 1,000 for fancy bricks; off-bearers from wire-cut machines, 10½d. per 1,000; off-bearers of fancy bricks to be paid day-work; minimum wage for workers over the age of 21 years, 1s. per hour: boys, 14 years to 20 years of age, 12s. to 24s. per week; 20 to 21 years, 5s. per day of 8 hours. Hours of labour, 48 per week	*Southland.*—Brickmakers—Burners, 10s. per shift of 12 hours; engine-drivers and fitters, 1s. 3d. per hour; other workers over the age of 21 years, 1s. per hour: boys, 16 to 20 years of age, 15s. to 24s. per week; 20 to 21 years, 5s. per day of 8 hours; 21 to 22 years, 10½d. per hour. Hours of labour, 48 per week.
Butchers' small-goods manufacturing	Shopman, first 65s. per week, second 55s. per week; ordermen, 21 to 23 years of age 47s. 6d. per week, over 23 years of age 52s. 6d. per week; general hands, 50s. per week; small-goods man, first 52s. 6d. per week, second 45s. per week; cellarman and packer, first 55s. per week, second 45s. per week; bacon-curer, first 55s. per week, second 47s. 6d. per week; head, feet, and tripe hand, first 47s. 6d. per week, second 42s. per week; boners, 47s. 6d. per week; hawking-carter, 57s. 6d. per week; drivers, one horse 46s. per week, two or three horses 48s. per week, four or more horses 50s. per week; youths, 10s. to 30s. per week; from age 14 to age 21, if boarded by employer, a deduction of 7s. 6d. per week; casual labour, 10s. per day for ordinary days, Saturdays, 12s. Hours, 56 per week. Preserving department—Preservers, 60s. per week; extractors, first 45s. per week, second 42s. per week; cutters and fillers, 46s. per week; scalers, toppers, and pressers, 42s. per week; solderers, 45s. per week; other tin-workers, 32s. 6d. per week. Hours, 48 per week.	First shopman, 70s. per week; second shopman, 60s. per week; man in charge of hawking-cart, 51s. per week; boys, 17s. 6d. to 30s. per week; first small-goods hand, 70s. per week; riders-out, 22s. 6d.; other hands, 51s.; casual labour, 1s. 3d. per hour and found, or paid 1s. 6d. per day extra. Hours of labour, 56 per week. *Wanganui.*—Shopman, first 60s., second 50s.; small-goods man, first 60s., second 50s.; hawking-carter, 50s.; general hands, 50s.; order-carters, first year 40s., second year 45s., third year 50s.; casual hands, 9s. 6d. per day, Saturday only, 11s.; boys and youths, 16 to 21 years of age, 17s. 6d. to 32s. 6d. per week. Hours of labour, 56 per week	*Christchurch City.*—First shopman, 70s. per week; second shopman, 60s. per week; first small-goods man, 70s. per week; man in charge of order or hawking carts, general hands, and others, 51s. per week; casual labour, 10s. 6d. per ordinary day, 11s. 6d. per Saturday; youths, 12s. 6d. to 30s. per week. Hours of labour, 56 per week. *Country Award.*—Adult workers, 50s. per week; youths, 12s. 6d. to 30s. per week. Hours of labour, 54 to 58 per week. Bacon-curers—Head curer, 60s. per week; general factory hands, 9s. per day; scalders, cellarmen, lardmakers, and store hands, 8s. 6d. per day; all other hands, 7s. 6d. per day; youths, 12s. to 35s. Hours, 48 per week	First shopman, 60s. per week; second shopman, 50s. per week; third shopman, 40s. per week; man in charge of hawking-cart, 50s.; order-carters, 30s. and 40s. per week; boys, 15s. and 20s. per week; first small-goods man 60s. per week, second 50s. per week; all men to be found, or paid 10s. per week extra; casual labour, 9s. per ordinary day, 10s. for Saturday, and found, or paid 1s. 6d. per day extra. Hours of labour, 56 per week. *Southland Award.*—First shopman, if solely engaged as such, 60s. per week; second shopman, 50s. per week; small-goods man, if solely engaged as such, 60s. per week; hawking-carter, 50s. per week; order-carter, 40s. per week; general hands, 50s. per week; slaughterman, if solely engaged as such, 60s. per week; slaughterman and wagoner, 50s. per week; assistant slaughterman, 50s. per week; assistant slaughterman-wagoner, 50s. per week; casual labour, 1s. 3d. per hour; youths, 15s. to 30s. per week. (Meat allowance not exceeding in value 5s., or 5s. extra in lieu of meat to be paid to each worker, except youths and casuals.) Hours of labour, 58 per week.

Butchers' small-goods manufacturing—*continued*	*Country Award.*—Weekly hands, 50s. per week; casual hands, 1s. 4d. per hour; youths, 12s. 6d. to 30s. per week. (Meat allowance not exceeding in value 5s., or 5s. extra in lieu of meat, to be paid to each worker, except youths and casuals.) Hours of labour as fixed by Shops and Offices Act			
Cabinetmaking and upholstering	Cabinet, chair, and frame makers, carvers, and upholsterers, 1s. 3d. per hour; turners and polishers, 1s. 2d. per hour; machinists, 63s. per week; apprentices, five years, 5s. to 25s. per week; improvers, first year 1s. per hour, second year 1s. 1½d. per hour. Hours of labour, 47 per week	Cabinetmakers, upholsterers, chair and frame makers, machinists, wood-carvers and turners, 1s. 3¾d. per hour; polishers, 1s. 3d. per hour; apprentices, five years, 6s. to 25s. per week. Hours of labour, 46 per week	Cabinetmakers, wood-carvers, upholsterers, turners, framemakers, polishers, and machinists, 1s. 3d. per hour; mattress-makers, 1s. 0¾d. per hour; improvers, 1s. to 1s. 1½d. per hour; apprentices, five years, 5s. to 25s. per week. Hours of labour, 44 per week. (Timaru, 48 per week)	Cabinetmakers, upholsterers, framemakers, and polishers, 1s. 3d. per hour; apprentices, five years, 5s. to 25s. per week; improvers, first year 1s. per hour, second year 1s. 1½d. per hour. Hours of labour, 48 per week.
Candle-manufacturing ..	See Fellmongering, &c.	..	..	..
Canister-workers	..	..	..	Adult workers, 11¼d. per hour; boys and youths, under 21 years of age, 10s. to 20s. per week. Hours of work, 48 per week.
Cardboard-box making ..	..	..	..	Journeywomen, 25s. per week; apprentices, four years, 5s. to 22s. 6d. per week. Hours of labour, 45 per week.
Carpentering and joinery work	Journeymen carpenters and joiners, 1s. 4d. per hour, except when continuously employed full time in factory, when to be paid 55s. per week; apprentices, five years, 7s. 6d. to 27s. 6d. per week. Hours of labour, 47 per week. *Gisborne.*—Journeymen carpenters and joiners, 1s. 4d. per hour; apprentices, five years, 5s. to 25s. per week. Hours of labour, 47 per week	*Wellington City.*—Journeymen carpenters and joiners, 1s. 4d. per hour; apprentices, five years, 8s. to 33s. per week. Hours of labour, 45 per week. *Country Award.*—Journeymen, 1s. 3d. and 1s. 3½d. per hour. Hours of labour, 48 per week. *Hawke's Bay.*—Journeymen, 1s. 4d. per hour; apprentices, five years, 5s. to 25s. per week. Hours of labour, 45 per week	*Christchurch City and Middle Canterbury.*—Journeymen carpenters and joiners, 1s. 4d. per hour; apprentices, five years, 5s. to 25s. per week. Hours of labour, 8 per day or 44 per week (except when employed continuously in factory, 45 per week). *South Canterbury.*—Journeymen carpenters and joiners, 1s. 4½d. per hour; foremen, 1s. 6d. per hour; apprentices, five years, 5s. to 30s. per week. Hours of labour, 44 per week. *North Canterbury.*—Journeymen carpenters and joiners, 10s. 8d. per day of 8 hours; apprentices, five years, 5s. to 25s. per week. Hours of labour, 44 per week	Journeymen carpenters and joiners—Otago, 1s. 4d. per hour; Southland, 1s. 3d. per hour; apprentices, five years, 7s. 6d. to 27s. 6d. per week. Hours of labour—Otago 44, Southland 48 per week.
Clothing-manufacturing ..	See Tailors and Tailoresses	See Tailors and Tailoresses	See Tailors and Tailoresses	See Tailors and Tailoresses.
Coachbuilding	Journeymen, 1s. 3d. per hour; apprentices, five years, 6s. to 25s. per week; improvers, first year 36s. per week, second year 42s. per week; helpers, 15 to 20 years of age, 7s. 6d. to 20s. per week; 20 years and over, 30s. per week. Hours of labour, 47 per week	Journeymen, 1s. 3d. per hour; apprentices, five years, 5s. to 30s. per week; improvers, first year 8s. per day, second year 9s. per day. Hours of work, 48 per week	Journeymen, 1s. 3d. per hour; apprentices, five years, 5s. to 30s. per week; improvers, first year 8s. per day, second year 9s. per day; helpers, 15 to 20 years, 7s. 6d. to 30s. per week. Hours of labour, 48 per week	Journeymen, 1s. 3d. per hour; apprentices, five years, 7s. 6d. to 30s. per week; helpers, 7s. 6d. to 30s. per week. Hours of labour, 48 per week.
Coopering	Competent journeymen, 55s. per week; casual labour, 1s. 3d. per hour; apprentices, five years, 8s. to 33s. per week. Hours of labour, 44 per week	Coopers, 1s. 2d. per hour. Hours, 46 per week	..	..

TABLE 5.—SCHEDULE of the RATES of WAGES and the HOURS of LABOUR, &c.—*continued.*

Trades.	Northern Industrial District.	Wellington Industrial District.	Canterbury Industrial District.	Otago and Southland Industrial District.
Coppersmithing	..	..	See Tinsmithing	..
Creameries and dairy factories	..	Where only one adult worker other than the manager, 42s. per week; where two adult workers other than manager —first assistant, 45s. per week; second assistant, 42s. per week; where three or more adults other than the manager —first assistant, 50s. per week; second assistant, 45s. per week; and third assistant, 42s. per week. Other hands, 42s. per week. The aforementioned to be also provided with free sleeping-accommodation; engine-driver, where first-class certificate is required, 60s. per week. Creamery-managers, 45s. per week, with firewood, milk, and living-accommodation. Youths, 16 to 20 years of age, 20s. to 30s. per week. Hours of work—Cheese-factories, 70 per week; butter-factories, 50 to 60 per week; creameries, as arranged	Creameries.—Rates of wages per week: Manager of first-class creamery, 57s. 6d.; manager of second-class creamery, 50s.; manager of third-class creamery, 42s. 6d.; manager of fourth-class creamery, 37s. 6d.; assistants at first-class creameries, £1. Dairy Factories.—Rates of wages per week: Testing and culture-making—head of department, 65s.; other workers, 40s.: churning and butter-making—head of department, 65s.; first assistant, 55s.; other workers, 42s.: packing department—head of department, 65s.; first assistant, 52s. 6d.; other workers, 42s.; cream-receiving and can-washing—head of department, 51s.; other workers, 42s.: boys and youths from 12s. 6d. to 35s. per week; first engine-driver and handyman, 55s.; second engine-driver and handyman, 48s. Hours of labour —52 per week during summer, and 44 per week during winter	..
Curriers	Journeymen, 1s. 2d. per hour; apprentices, five years, 10s. to 35s. per week. Hours of labour, 48 per week	..	Journeymen, 1s. 2d. per hour; apprentices, five years, 10s. to 35s. per week. Hours of labour, 48 per week	..
Cycle and motor engineering	..	..	Journeymen over 22 years of age, 1s. 1½d. per hour; boys and youths for first four years, from 10s. to 25s. per week. In the fifth year, or on attaining 21 years of age, 50s. per week. Hours of labour, 48 per week	..
Electrical workers ..	Journeymen electricians, 1s. 3d. per hour (chargemen, 1s. per day extra); boys, three years, 8s. to 20s. per week; improvers, first year 9d. per hour, second year 1s. per hour. Hours of labour, 44 per week	Fitters, 1s. 6d. per hour; wiremen, 1s. 4d. per hour (chargemen, 1s. per day extra); battery-work, 1s. per day extra; assistants, 7s. to 20s. per week; improvers, first year 9d. per hour, second year 1s. per hour. Hours of labour, 45 per week	..	..
Electroplaters	..	..	..	Journeymen, 1s. 3d. per hour; journeymen solely employed on plumbers', gasfitters', or engineers' brasswork which is stocked and imported by merchants, 1s. 1½d. per hour; apprentices, six years, 5s. to 36s. per week. Hours of labour, 47 per week.

Engineering	Fitters, blacksmiths, coppersmiths, turners, pattern-makers, motor mechanics, millwrights, milling-machinists, and toolmakers, 1s. 4½d. per hour; apprentices, five years, 5s. to 25s. per week. Special provisions as to Union Steamship Company and United Repairing Company—minimum wage to commence at 1s. 3d. per hour and to be increased up to 1s. 6d. according to merits of tradesman: hours of labour, 8 per day. Iron and brass moulders (including plate-moulders, steel-workers, and coremakers), 1s. 3d. per hour; apprentices, six years, 5s. to 30s. per week: hours of labour, 47 per week	Iron and brass moulders (including plate-moulders), 1s. 1½d. per hour; apprentices, six years, 5s. to 30s. per week. Hours of labour, 47 per week. Fitters, &c., and Union Steamship Company, same conditions as Northern Industrial District	Iron, steel, and brass moulders (including plate-moulders), 1s. 3d. per hour; man employed to work moulding-machine, 1s. 1½d. per hour; apprentices, six years, 5s. to 30s. per week. Hours of labour, 47 per week. Range-workers, range fitters and polishers, 1s. 3d. per hour; body-fitters and machinists, 1s. 1d. per hour; boys, six years, 7s. 6d. to 36s. per week. Hours of labour, 48 per week. Fitters, &c., same conditions as Northern Industrial District	Iron and brass moulders, 1s. 3d. per hour; apprentices, seven years; metal-workers' labourers, 11d. per hour. Boilermakers, first-class 1s. 4½d. per hour, ordinary 1s. 3d. per hour; iron and steel piping hands and similar workers, 1s. per hour. Range fitters and polishers, 1s. 3d. per hour; body-fitters and machinists, 1s. 1d. per hour; boys, five years, 7s. 6d. to 30s. per week. Hours of labour, 48 per week. Engineers, electrical, 1s. 3d. to 1s. 6d. per hour; apprentices, six years, 5s. to 36s. per week. Hours of labour, 47 per week. Fitters, &c., and Union Steamship Company, same conditions as Northern Industrial District.
Fellmongering, tanning, &c.	Wool-classers (greasy), 1s. 3d. per hour; pullers, curers, pelt-fleshers, skin-classers, scudders, and painters, 1s. per hour; head tanner, 1s. 1½d. per hour; head rollerman, 1s. per hour; chrome-workers, grainers, and machine shavers, 1s. 0½d. per hour; soap, starch, candle, and oil workers, 11d. per hour (if worked not less than six months at trade); night-watchman, 50s. per week of seven shifts of 11 hours each; general labourers and casual hands, 10½d. per hour; youths, 12s. 6d. to 17s. 6d. per week up to 18 years of age, over 18 years and up to 21 years of age 5d. to 7½d. per hour. Hours of labour, 48 per week. Beamsmen—Journeymen, 1s. 0½d. per hour; improvers, 10½d. per hour; apprentices, three years, 20s. to 30s. per week. Hours of labour, 48 per week	Pullers, 9d. to 10d. per dozen; learners, 6d. to 7d. per dozen; Manawatu Freezing-works employees (*Longburn*) — Rates respectively; Pullers, 6d. to 7d. per dozen; wool-washers, 1s. per hour; painters, 1s. per hour; trimmers, 11¼d. per hour; dollymen, 1s. to 1s. 1½d. per hour; skin-truckers, 10½d. per hour; pie-pickers, 7s. per day; green hands, 10½d. per hour; wool-dryers, 1s. per hour; wool-wringers, 1s. per hour; pelt-washers, 11¼d. to 1s. per 100; wool-pressing, 1s. per bale; fleshing, 2½d. per dozen; scudders, 1s. per hour; pelt-curer, 1s. per hour; trollyman, 1s. per hour; benchman, 10½d. per hour; kidney-boy, if man 7s. per day, if boy 12s. 6d. to 35s. per week (from 14 to 21 years of age); paunch-cutter, 11¼d. per hour; foreman, 1s. per hour; wheels, 10½d. per hour; skins-examiner, 1s. per hour; cooling-room, 10½d. per hour; grader, 1s. per hour; freezing-chamber hands, 1s. 3d. per hour; loading-out, 1s. 3d. to 1s. 6d. per hour; firemen, 56s. per week; greaser, 56s. per week of 56 hours; bone-mill, 11¼d. per hour; tallow-shed, 10½d.; offal-trolly, 1s. per hour; night-watchman, 50s. per week; general hands not enumerated, 10½d. per hour; boys and youths, from 12s. to 35s. per week according to age. Hours of labour, 48 per week.	Wool-sorters, 1s. 3d. per hour; painters and trimmers, 1s. per hour; pullers, 10½d. to 1s. per hour; pelt-fleshers, 1s. per hour; machine fleshing and scudding, 11¼d. per hour; hide beamsmen 11¼d., and hide-fleshers 1s. per hour; other hands, 10½d. per hour; apprentices, three years, 20s. to 30s. per week; youths, 15 to 18 years 12s. 6d. to 17s. 6d. per week, 18 to 21 years 5d. to 7½d. per hour. Hours of labour, 48 per week. [Note.—See also Curriers].	

TABLE 5.—SCHEDULE of the RATES of WAGES and the HOURS of LABOUR, &c.—*continued.*

Trades.	Northern Industrial District.	Wellington Industrial District.	Canterbury Industrial District.	Otago and Southland Industrial District.
Fellmongering, &c.—*contd.*	..	*Hawke's Bay.* — Slaughterhouse assistants—Boners, 1s. 3d. per hour; cooling-floor and guthouse hands, and general labourers not otherwise specified, 1s. per hour; meat-classer, 1s. 3d. per hour (including Sunday-work). Fellmongery—Pullers, 4s. 6d. per hundred skins; painters, fleshers, scudders, wool-driers, all dollymen, wool-scourers, trimmers, wringers, and wool-pressers, 1s. 1d. per hour; pelt-classer, 1s. 3d. per hour; general floor hands, other labourers, and piece or pie men, 11¼d. per hour; freezing-chamber hands, 1s. 4½d. per hour; fat-house hands, 1s. per hour; manure hands, 1s. per hour; storeman, 55s. per week; first hand, 35s. per week. Tinsmith—Cutting 1 lb. to 6 lb. tins, 4d. to 7d. per 100; making 1 lb. to 6 lb. tins, 2s. 4d. to 3s. 6d. per 100; topping 1 lb. to 6 lb. tins, 1s. 5d. to 2s. 1d. per 100; jobbing-work, 1s. 1d. per hour. Preserving department—First assistant, 1s. 2d. per hour; other hands, 1s. per hour; night-watchman, 8s. per night of twelve hours. Engine-room and stokehole—Second engineer, 80s. per week; third engineer, 70s. per week; greasers, 8s. per day; firemen, 9s. per day (including Sundays and holidays, if required): general labourers, 1s. per hour. Fitter, 1s. 3d. per hour; fitter's assistant, 1s. 0½d. per hour; blacksmith, 1s. 3d. per hour; blacksmith's assistant, 1s. 0½d. per hour; carpenters and coopers, 1s. 3d. per hour; painters, 1s. 3d. per hour; carters and shunters, 48s. per week; general labourers not otherwise specified, 1s. per hour; cook, 50s. per week of seven days; youths, 16s. to 32s. per week. Hours of labour, 8 per day		
Felt-hat making	..	..	..	Journeymen, 60s. per week; apprentices, five years, 8s. to 30s. per week. Hours of labour, 48 per week.

Fish-curing	Fish-curers, 45s. per week. Hours of labour, 50 per week	..	..	..
Flax-milling	..	Feeders, 1s. 3d. per hour; bench-loaders, 1s. 1d.; washers, 1s. 1d.; head paddockers, 1s. 1½d.; catchers, assistant paddockers, sorters, and shakers, 1s.; rouseabouts, 10½d.; drivers, 46s. per week; stripper-keepers, 2s. 6d. per day in addition to ordinary wages; scutchers, 26s. per ton; labour not otherwise specified, 1s. per hour; youths, 15s. to 35s. per week according to age. Hours of work, 48 per week	Working foremen, 50s. per week; feeder (alone), 7s. per day; feeder and stripper combined, 8s. per day; paddock hand, 8s. per day; water scutcher, 6s. 6d. per day; tier-up, taker-off, shaker-off, and sorters, 6s. per day; flax-cutters, 6s. per ton; scutching, 1s. 1½d. per hour, or 20s. per ton; scutching, lapping, and pressing, 30s. per ton; pressing scutched tow, 10s. per ton; draymen, 6s. per day; lorrymen, 42s. per week; wagoner, 45s. per week; youths, 15 to 21 years, 15s. to 35s. per week. Hours of labour, 48 per week	..
Flour-milling	Rollerman or shift-miller, oatmeal and barley millers, 1s. 1d. per hour; purifier, 10½d. per hour; smutterman, 1s. per hour; assistant smutterman, 11d. per hour; kilnman, 11d. per hour; storeman, 1s. 1½d. per hour; assistant storeman, 10½d. per hour; packermen, 10½d. per hour; engineer, 1s. 2d. per hour; engine-drivers, 1s. per hour; boys, 10s. to 36s. per week; bag-printing foreman, 1s. per hour; others, 10½d.; casual labour in store, 1s. per hour. Hours of labour, 48 per week	..	Rollerman or shift-miller, 1s. 1d. per hour; oatmeal and barley miller, 1s. 1d. per hour; purifier, 1s. per hour; smutterman, 1s. per hour; assistant smutterman, 11d. per hour; kilnman, 1s. per hour; head storeman, 1s. 1½d. per hour; assistant storeman, 1s. per hour; packerman, 1s. per hour; engine-drivers, 1s. to 1s. 3d. per hour; boys, 10s. to 36s. per week; casual labour and grain-carriers in store, 1s. per hour. Hours of labour, 8 per day	Rates of pay and hours of labour same as Northern Industrial District.
Gas and coke manufacturing	..	Leading stoker, 10s. 6d. per shift of 8 hours; ordinary stoker, 9s. 9d. per shift of 8 hours. *Wanganui.*—Leading stoker, 10s. per shift of 8 hours; ordinary stoker, 9s. 6d. per shift of 8 hours	Stokers, 9s. 3d. per shift of 8 hours ..	Stokers, 10s. per shift of 8 hours.
Grocers' assistants ..	Assistants—Age 23 years and over, 45s. per week; 22 to 23 years, 42s. per week; 21 to 22 years, 40s. per week; 20 to 21 years, 35s. per week; 19 to 20 years, 30s. per week; 18 to 19 years, 25s. per week; 17 to 18 years, 20s. per week; 16 to 17 years, 15s. per week; 14 to 16 years, 10s. per week; carters driving one horse 44s., driving two horses 48s. per week. Hours of labour — Assistants 52, carters 47½ hours per week	Assistants—Age 23 years and over, 45s. per week; age 22 to 23 years, 42s. per week; age 21 to 22 years, 40s. per week; age 20 to 21 years, 35s. per week; age 19 to 20 years, 30s. per week; age 18 to 19 years, 25s. per week; age 17 to 18 years, 20s. per week; age 16 to 17 years, 15s. per week; age 15 to 16 years, 10s. per week. Drivers (over 23 years of age and when solely employed as such).—For driving and attending one horse, 47s. per week; for driving and attending two or more horses, 51s. per week; drivers of one horse and attending to that one and a change horse, 48s. per week; under 23 years of age and down to 16 years, same wages as paid to assistants under 23 years according to scale. Hours of labour — Assistants, 52 per week; drivers, 47½ per week	Weekly wages: Assistants and drivers, same as Northern Industrial District. Hours of labour—Assistants, 52 per week; drivers, 47½ per week	Assistants—23 years and over, 45s. per week; 22 to 23 years, 42s. per week; 21 to 22 years, 40s. per week; 20 to 21 years, 35s. per week; 19 to 20 years, 30s. per week; 18 to 19 years, 25s. per week; 17 to 18 years, 20s. per week; 16 to 17 years, 15s. per week; 15 to 16 years, 10s. per week. Carters driving one horse, 42s; driving two horses, 46s. per week. Hours of labour—Assistants 53, carters 47½ hours per week.

TABLE 5.—SCHEDULE of the RATES of WAGES and the HOURS of LABOUR, &c.—*continued.*

Trades.	Northern Industrial District.	Wellington Industrial District.	Canterbury Industrial District.	Otago and Southland Industrial District.
Gum-workers	Sorters, 1s. 0¾d. per hour; learners, 9d. per hour for first six months, 10½d. per hour next six months; casual labour, 1s. 3d. per hour. Hours of labour, 47 per week.	..	..	..
Hairdressers and tobacconists' assistants	Journeymen, 50s. per week; apprentices, five years, 7s. 6d. to 32s. 6d. per week. Casual labour—long days, 12s. 6d. per day; other days, 10s. per day (except Wednesday, 5s. per day); if worker detained on Wednesday after statutory closing-hour, to be paid 12s. 6d. for day. Hours of labour, 52 per week	..	Journeymen, 50s. per week; apprentices, five years, 5s. to 30s. per week. Hours of labour, 53 per week	Journeymen, 50s. per week; apprentices, five years, 5s. to 30s. per week. Hours of labour, 52 per week.
Hosiery-manufacturing	..	..	Beginners, 7s. per week, rising at six-monthly intervals for three years to 20s. per week	..
Ironworkers (iron-rolling mills), Burnside	..	..	..	Forge-rolls—Forge-roller, 1s. per ton; catcher, 8d. per ton; hooker-up, 7d. per ton; dragger-away, 7d. per ton; finished-iron rollers—head roller, 1s. 6d. per ton; bolter-up and bolter-down, 1s. 3d. per ton; furnacemen—finished-iron furnacemen, 5s. per ton, or 1s. 3d. per hour; ball-furnace men, 4s. 3d. per ton; furnace under-hands, 10½d. per hour; shearmen, finished-iron cutter-down, 1s. to 1s. 1½d. per hour; catcher, scrap-cutter, and yardmen, 1s. per hour; engine and hammer drivers, 10s. per eight-hour shift; firemen at boilers, 8s. per eight-hour shift.
Manure-manufacturing	Adult minimum wage—Day-work, 1s. per hour; night-work, 1s. 0½d. per hour. Hours of labour, 48 per week	..	Workers employed in and about manure-works, tallow-works, oleo-works, 1s. 0¾d. per hour; general labourers, 1s. per hour. Hours of labour, 8 per day	Adult minimum wage, 1s. per hour. Hours of labour, 48 per week.
Match-manufacturing	..	See Wax-vestas manufacturing ..	..	..
Meat freezing and preserving	Poverty Bay Works.—Slaughtermen—For freezing sheep and lambs, 25s. per 100; others, 18s. to 20s. per 100; rams, 5d. per head; bullocks, 2s. per head; pigs, 1s. and 1s. 6d. per head; calves, 1s. and 1s. 6d. per head; lambs requiring backsets, 5d. per head; dead sheep and lambs, 1s. per head; dead cattle, 5s. per head. Hours of labour, 8 per day	Same as Poverty Bay ..	Meat-preserving—Boners, 1s. 1½d. per hour; second preserver, 1s. 1½d. per hour; other hands, 1s. 0¾d. per hour; youths, from 12s. to 21s. per week, according to age. Hours of labour, 8 per day Slaughtermen—(Freezers export): Shop sheep (piecework), 25s. per 100; freezing sheep and lambs, 23s. per 100; others, 18s. to 20s. per 100; pigs, 9d. to 1s. each; bullocks, 2s. each; calves, 1s. each; rams, 4d. each. Hours of labour, 7 a.m. to 5 p.m.	Burnside abattoirs—Slaughtermen, 50s. to 65s. per week; casual hands, 12s. per day or 70s. per week; boys and youths, 12s. to 35s. per week, according to age. Hours of labour, 48 per week. Slaughtermen (freezers export)—For freezing sheep and lambs not otherwise specified, 25s. per 100; long-shanked shop sheep, 27s. 6d. per 100; rams, 5d. each; pigs, 1s. and 1s. 6d. each; bullocks, 2s. each; calves, 1s. and 2s. each. Hours of labour, 8 per day.

Metal-working (including boilermaking)	Labourers assisting boilermakers, and general ironworkers and labourers engaged in assembling imported machinery, 1s. per hour; labourers employed on erection of structural work (iron or steel) outside of employers' works on site of the erection, 1s. 1d. per hour. Hours of labour, 47 per week	..	Strikers, labourers, yardmen, and fettlers, 1s. per hour; machinists, 1s. 1d. per hour; holders-up on watertight work, furnacing and flanging boilerwork, 1s. 1½d. per hour (if on ships or steamers, 1s. 2d. per hour); annealing furnacemen, when firing up, 1s. 1½d. per hour; steel-crucible furnacemen, 1s. 3d. per hour; youths up to 21 years of age, 10s. to 40s. per week. Hours of labour, 48 per week	Strikers, labourers, yardmen, and fettlers, 1s. per hour; machinists, 1s. 1d. per hour; tankworkers, stokehold-workers, and all work done below main deck, 1s. 2d. per hour; annealing furnacemen, 1s. 1½d. per hour (when firing up); youths and boys, 7s. 6d. to 32s. 6d. per week, according to age. Hours of labour, 8 per day.
Paper-milling	..	..	..	*Mataura.*—Machinemen, 1s. 2d. per hour; machinemen's assistants, 9d. per hour; beatermen, 1s. 2d. per hour; beatermen's assistants, 10d. per hour; engine-drivers, 1s. 1½d. per hour; boilermen, 11d. per hour; choppermen, 1s. per hour; choppermen's assistants, 9d. per hour; first glazer, 10d. per hour; ripper and glazer assistants, 8d. per hour; rippermen and cuttermen, 1s. per hour; first finisher, 1s. per hour; second finisher, 11½d. per hour; third finisher, 9½d. per hour; baler, 11½d. per hour; yardmen, 11½d. per hour; night-watchmen, 1s. per hour; man in charge of rag-shed, 11½d. per hour; man in charge of bag-room, 60s. per week; boy in bag-room, 20s. per week; carters, 47s. 6d. per week. Hours of labour, 48 per week for shiftmen, and 45 per week for other workers.
Plumbers and gasfitters ..	*Auckland City.*—Journeymen, 1s. 5d. per hour; apprentices, six years, 6s. to 32s. 6d. per week. Hours of labour, 44 per week. *Country and Gisborne Employers.*—Journeymen, 1s. 5d. per hour; apprentices, six years, 6s. to 32s. 6d. per week. Hours of labour, 44 per week	Competent workmen, 1s. 4d. and 1s. 5d. per hour; improvers, 1s. 3d. per hour; apprentices, six years, 7s. to 32s. 6d. per week. Hours of labour, 45 per week	Competent plumbers and gasfitters, 1s. 4d. per hour; other journeymen, 1s. 1½d. per hour; apprentices, six years, 5s. to 32s. 6d. per week. Hours of labour, 8 per day. *South Canterbury.*—Journeymen, 1s. 3d. and 1s. 5d. per hour; apprentices, six years, 6s. to 32s. 6d. per week. Hours of labour, 44 per week	Journeymen, 1s. 3d. and 1s. 5d. per hour; apprentices, six years, 5s. to 30s. per week. Hours of labour, 44 per week.
Portmanteau and leather goods making	See Saddle and harness making ..	See Saddle and harness making ..	See Saddle and harness making ..	See Saddle and harness making.
Printing	*Auckland.*—Linotype-operators, day 70s., night 76s. per week, or 1s. 8d. and 1s. 10d. per hour, the day's work to consist of not more than 7 hours; piecework, 3d. per thousand with fat, and 3½d. per thousand without fat; probationers, day 50s., night 56s. per week of 42 hours, or 1s. 6d. and 1s. 9d. per hour; apprentices,	Linotype and other machine operators, day 70s., night 76s. per week, the day's work to consist of not more than 7 hours: compositors, day 65s., night 70s. per week of 48 hours; apprentices, four years, 5s. to 30s. per week: lithographic machinists, 60s. per week: letterpress-machinists, 50s. to 60s. per week; apprentices, six years, 7s. 6d.	Lithographic and letterpress machinists, 50s. and 60s. per week of 48 hours; apprentices, six years, 10s. to 35s. per week: compositors, 1s. 6d. to 1s. 7½d. per hour on piecework; jobbing or weekly stab hands, 60s. per week or piecework; apprentices, six years, 5s. to 30s. per week: operators on type-setting-machines, 70s. to 76s. per week;	Linotype and monotype operators, 70s. per week for day-work, and 76s. per week for night-work, or 1s. 8d. and 1s. 10d. per hour respectively for time-work; bulk hands and correctors, 65s. per week for day-work, and 70s. per week for night-work; second stone hands, 70s. per week for day-work, and 75s. per week for night-work; casual

TABLE 5.—SCHEDULE of the RATES of WAGES and the HOURS of LABOUR, &c.—*continued.*

Trades.	Northern Industrial District.	Wellington Industrial District.	Canterbury Industrial District.	Otago and Southland Industrial District.
Printing—*continued.*	six years, 5s. to 30s. per week (when working at machine, 2s. 6d. per week extra): monotype-keyboard operators, day 70s., night 76s. per week; probationers, same as linotype probationers: monoline and simplex keyboard operators, day 60s., night 66s. per week; probationers, same as linotype probationers: compositors, day 65s., night 70s. per week; piecework, day 1s. 1d., night 1s. 2d. per thousand ens; compositors employed less than three full consecutive working-days, 1s. 6d. per hour; three consecutive working-days, but less than a week, 11s. per day; "house" work, day 1s. 6d. per hour, night 1s. 9d. per hour; apprentices (male or female), six years, 10s. to 40s. per week: letterpress-machinists, 55s. per week; apprentices, six years, 10s. to 35s. per week. Hours of labour, 48 per week. Lithographic transferrers and machinists, 65s. per week; apprentices, six years, 7s. 6d. to 30s. per week. Hours of labour, 48 per week. *Gisborne.*—Linotype-operators, day 70s., night 76s. per week, or 1s. 8d. and 1s. 10d. per hour; piecework, 3d. per thousand with fat, 3½d. per thousand without fat; probationers, day 50s., night 56s. per week, or 1s. 6d. to 1s. 9d. per hour; apprentices, six years, 10s. to 30s. per week (when working at machine, 2s. 6d. per week extra). Hours of labour, 42 per week	to 37s. 6d. per week. Hours of labour, 48 per week. Linotype probationers, day 50s. to 60s. per week, night 56s. to 66s. per week (when employed by the hour, 1s. 6d. for day-work, and 1s. 9d. for night-work); apprentices, four years, 10s. to 30s. per week, and 2s. 6d. per week in addition when working at machines. Hours of labour, 42 per week	Saturday-night editions, 2s. 6d. per hour; probationers, 50s. to 66s. per week, or 1s. 6d. to 1s. 9d. per hour. Hours of labour, 42 per week. [Note.—See also Cardboard-box makers]	bulk hands, night-work, 1s. 9d. per hour; probationers, day-work 50s. to 60s. per week, night-work 56s. to 66s. per week, or 1s. 6d. and 1s. 9d. per hour respectively if employed by the hour; apprentices, machine period, second to sixth year, 15s. to 35s. per week: monoline-operators, for day-work 66s. per week, for night-work 72s. per week; probationers, 50s. to 60s. per week for day-work, and 56s. to 66s. per week for night-work. Hours of labour, 42 per week. Typesetting compositors, day-work 65s. per week, night-work 70s. per week; apprentices, six years, 10s. to 40s. per week. Hours of labour, 48 per week. Letterpress-machinists, 55s. per week; apprentices, six years, 10s. to 35s. per week. *Southland* (Invercargill).—Piecework compositors, per 1,000 ens, day 1s. 1d., night 1s. 2d.; journeymen compositors, day 60s. per week, night 65s.; "house" work, day 1s. 6d. per hour, night 1s. 9d. per hour. (Gore).—Compositors, day 55s., and night 60s. per week. (Other towns).—Compositors, day 45s., night 50s. per week; apprentices, six years, 10s. to 40s. per week. Hours of labour, 48 per week.
Range and cooking-stove manufacturing	..	..	Range fitters and polishers, 1s. 3d. per hour; body-fitters and machinists, 1s. 1d. per hour; boys, six years, 7s. 6d. to 36s. per week. Hours of labour, 48 per week	Same as Canterbury, except apprentices, five years, 7s. 6d. to 30s. per week.
Refreshment-room (tea-room and restaurant) employees	Where four or more hands are employed in kitchen—chef 65s., second 45s., others 27s. 6d.; where three hands are employed—chef 55s., second 35s., others 27s. 6d.; where two hands are	Where four or more hands are employed in kitchen—chef 65s., second 45s., others 27s. 6d.; where three hands are employed—chef 55s., second 35s., others 27s. 6d.; where two hands are	Where four or more hands are employed in kitchen—chef 65s., second 45s., others 27s. 6d. per week; where three hands are employed—chef 55s., second 35s., others 27s. 6d. per week; where	Same as Canterbury.

Refreshment-rooms, &c.—*continued.*	employed—chef 50s., second 30s.; where only one hand employed—male cook 45s., female 35s.; oyster-openers, 35s.; kitchen and pantry—males 27s. 6d., females 20s.; waiters, 32s. 6d.; waitresses—head waitress 25s., others 20s.; midday waitresses, 10s. per week; probationers, 15s. per week; casual labour—restaurants from 5s. to 12s. 6d. per day, oyster-saloons 5s. to 12s. 6d. per day, tea-rooms 5s. per day. Hours of work—60 per week for males, females 52 per week	employed—chef 50s., second 30s.; where one is employed, male 45s. Females—head cook 35s., others 22s. 6d.; kitchen and pantry hands—males 30s., females 22s. 6d.; waiters, 32s. 6d.; waitresses—head waitress 27s. 6d., others 22s. 6d. Hours of labour fixed by Shops and Offices Amendment Act, 1910	two hands are employed—chef 50s., second 30s. per week; where only one hand employed—male cook 45s., female cook 35s. per week; oyster-openers, 35s. per week; kitchen and pantry hands—males 27s. 6d., females 20s. per week; waiters, 32s. 6d. per week; waitresses—head waitress 25s., others 20s. per week; probationers, 15s. per week. Casual labour.—(Restaurants): In kitchen—chefs 12s. 6d., others 7s. 6d. per day; females—head cooks 7s. 6d., others 5s. per day; waiters and waitresses, 6s. per day. (Oyster-saloons): Males—chefs 12s. 6d., others 8s. per day; females—head cooks 7s. 6d., others 5s. per day; waiters, 8s.; waitresses, 7s. per day. (Tea-rooms): Waitresses, 5s. per day. Hours of labour—Males 60, females 52 per week	
Rope and twine manufacturing	..	..	Working foreman, 50s. per week; spinner (up to six double machines) and baller without assistants, 8s. per shift and day respectively; with assistants, 7s.; assistant spinner and baller, 6s. 3d. per shift and day respectively; night-workers, 3d. per day extra; youths, 15 to 21 years, 15s. to 30s. per week. Hours of labour, 48 per week	..
Saddlery and harness making	Journeymen, 1s. 1d. per hour; apprentices, five years, 7s. 6d. to 27s. 6d. per week; female stitchers, 7s. 6d. to 30s. per week. Hours of labour, 48 per week	Journeymen, 1s. 1d. per hour, or at piece-work rates; apprentices, five years, 7s. 6d. to 30s. per week; female stitchers, 7s. 6d. to 35s. per week. Hours of labour, 48 per week	Journeymen, 1s. per hour; improvers, 35s. to 45s. per week; female stitchers, 7s. 6d. to 35s. per week; apprentices, five years, 7s. 6d. to 30s. per week. Hours of labour, 48 per week	Journeymen, 1s. 1d. per hour; apprentices, five years, 8s. to 27s. 6d. per week; female stitchers, 7s. 6d. to 35s. per week. Hours of labour, 48 per week.
Sail, tent, and flag manufacturing	Journeymen, 1s. 1½d. per hour; apprentices, four years, 8s. to 20s. per week. Hours of labour, 47 per week	..	..	..
Sausage-casing making ..	..	*Whakatu Agreement.*—Classers, measurers, tank hands, and scrapers, 1s. 2d. per hour; salters, 1s. per hour; boys and youths, 20s. to 40s. per week according to age. Hours of labour, 48 per week. *Pakipaki Agreement.*—Same as Whakatu. *Wellington.*—Scrapers, tank hands, and measurers, 1s. 3d. per hour; salters, 1s. per hour; boys, 20s. to 40s. per week, according to age. Hours of labour, 44 per week	..	..

TABLE 5.—SCHEDULE of the RATES of WAGES and the HOURS of LABOUR, &c.—*continued.*

Trades.	Northern Industrial District.	Wellington Industrial District.	Canterbury Industrial District.	Otago and Southland Industrial District.
Sawmilling	Headman on band-mills, 9s. per day; dogger and setter, 8s. per day; assistant dogger and setter, 7s. 6d. per day; turning down at band-saw, 7s. 6d. per day; head, breaking-down saw, 8s. 6d. per day; tail, breaking-down saw, 7s. 6d. per day; head, circular saw (travelling), 9s. per day; tail, circular saw (travelling), 8s. per day; wedger, circular saw (travelling), 7s. 6d. per day; headman, band-saw edger, 8s. per day; tail, band-saw edger, 7s. 6d. per day; head, first drag-saw, 8s. per day; tail, first drag-saw, 7s. 6d. per day; head, second drag-saw, 7s. 6d. per day; tail, second drag-saw, 7s. per day; headman, recutter-saws, 8s. per day; tailman, recutter-saws, 7s. 6d. per day; headman, recutter-saw, box or small splitting-saw (not an adult), 6s. 6d. per day; tailman, recutter-saw, box or small splitting-saw (not an adult), 5s. per day; men in charge of two deal frames or gang saw, 8s. per day; men in charge of one deal frame, 7s. 6d. per day; log jigger-saw, 8s. 4d. per day; log-getters, 8s. per day; men in charge of first goose-saw, 7s. 6d. per day; other goose-saws (if adults), 7s. per day; first assistant saw-doctor, 8s. per day; second assistant saw-doctor, 7s. per day; third assistant saw-doctor, 6s. per day; slipmen who class timber, 7s. 6d. per day; men in charge of slip-truck who class and stack, 7s. 6d. per day; machine-feeders, yard, slab, sawdust, shaving men, 7s. 6d. per day (but employers may engage machine-feeders, yard, slab, sawdust, and shaving men who are inexperienced at the work at 7s. per day for a period not exceeding six months); horse-drivers, 8s. per day; engine-drivers who require to hold first-class certificate, 10s. per day; engine-drivers who require to hold second-class certificate, 9s. per day;	Benchmen, 1s. 2d. to 1s. 3d. per hour; breakdown-men, 1s. 2d. to 1s. 3d. per hour; tailer-out, 1s. 2d. per hour; machinists, 1s. 2½d. to 1s. 4d. per hour; yardmen, 1s. 2d. per hour to 60s. per week; crosscutters, 1s. 1d. to 1s. 2d. per hour; other labourers, 1s. to 1s. 1d. per hour; night-watchman (charge of one mill), 45s. per week; engine-drivers, 9s. to 10s. per day; fireman or driver with certificate, 8s. per day; boxmakers, 1s. 1d. per hour; youths, 15s. to 35s. per week according to age. Hours of labour, 46 per week	In Sawmills (town, country, and Ashburton).—First-class machinists, 1s. 3d. per hour; second-class machinists, 1s. 1½d. per hour; other machinists, over 21 years of age, 1s. per hour; first sawyer (town) 1s. 3d. per hour, (country and Ashburton) 1s. 1½d. per hour; other sawyers, 1s. per hour; tailers-out, if over 21 years of age, 10½d. per hour; engine-drivers, first-class, 1s. 3d. per hour; engine-drivers, second-class, 1s. 1½d. per hour; engine-drivers and firemen (without certificate), 1s. per hour; youths (country and Ashburton), five years, 7s. 6d. to 30s. per week; youths (as firemen), up to 20 years (Ashburton), 28s. 1½d. to 32s. 9d. per week. In timber or coal yards (town, country, and Ashburton).—Head yardman, 55s. per week; orderman, 50s. per week; other workers over 21 years of age (town) 1s. per hour, (country and Ashburton) 42s. per week; casual labour (town) 1s. 1½d. per hour, (country and Ashburton) 1s. per hour; youths up to 21 years of age, 12s. 6d. to 30s. per week. Hours of labour, 45 per week	*Otago.* — Sawyers, 8s. to 9s. per day; tailers-out, 7s. per day; machinists, 8s. to 10s. per day; youths, 10s. to 30s. per week; head yardmen, 10s. per day; other yardmen, 7s.; casuals, 1s. per hour; engine-drivers, 7s. 6d. to 10s. per day; wood-turners, 8s. 6d.; spoke-turners, 8s.; spoke-finishers, 7s. 6d.; butter-box makers, 7s.; sash and door makers, 8s. per day; apprentices (wood-turning), five years, 7s. 6d. to 30s. per week. *Southland.*—Breast-bench sawyer (two saws and top saw), 10s. 6d. per day; breast-bench sawyer (one saw), 10s. per day; breast-bench sawyer (no saws), 9s. per day; big-bench sawyer (bottom and top saws), 9s. 6d. per day; big-bench sawyer (no saws), 9s. per day; tailer-out, 9s. per day; first-class machinist, 10s. per day; second-class machinist, 9s. per day; engine-driver, first class, 10s. per day; engine-driver, second class, 9s. per day; hauling-engine driver, under 20 years of age, 6s. per day; locomotive-drivers, 10s. per day; bushmen, shoemen, and stokers, 9s. per day; second-class bushmen or trackers, 8s. per day; log-trolly men, 9s. per day; timber-trolly men, 8s. per day; tramway-men, 8s. per day; slabmen, assistant benchmen, yard workers, and other unskilled labourers, 8s. per day; yardmen, £10 10s. per calendar month; bullock-drivers, £10 per calendar month; boys, from 16 years of age, 4s. 6d. to 8s. per day. Hours of labour, 48 per week.

Sawmilling—*continued.*	stokers, 7s. 6d. per day; blacksmiths, in country mills only, 10s. per day; blacksmith strikers, in country mills only (if an adult), 8s. per day; head mill carpenters, 10s. per day; second mill carpenters, 9s. per day; first ordermen, 8s. per day; assistant ordermen, 7s. 6d. per day; machinemen who make and keep their own irons, 9s. 6d. per day; machinemen who set up machine, 7s. 6d. per day; dressed-timber sorters, 7s. 6d. per day; night-watchman (maximum hours to be worked, 63 per week), 6s. 6d. per day; holiday and Sunday watchmen (if not employed as ordinary night-watchmen), 9½ hours per day, 7s. 6d.; assistant engineers (turners and fitters), 9s. 6d. per day; tallymen, 10s. per day. Hours of labour, 47 per week			
Shipbuilding, boilermaking, iron-bridge building	Shipwrights, 1s. 3d. per hour; boat-builders, 1s. 2d. per hour; apprentices, five years, 5s. to 25s. per week. Hours of labour, 47 per week. First-class boilermakers, 1s. 4½d. per hour; ordinary boilermakers, 1s. 3d. per hour; boilermakers' assistants, 1s. 1½d. per hour; apprentices, six years, 8s. to 36s. per week. Hours of labour, 47 per week	..	First-class boilermakers, 1s. 4½d. per hour; ordinary boilermakers, 1s. 3d. per hour; other workers, 1s. per hour; apprentices, five years, 8s. to 25s. per week. Hours of labour, 48 per week	First-class boilermakers, 1s. 4½d. per hour; ordinary boilermakers, 1s. 3d. per hour; riveting, caulking, punching, plating, and repairing, 1s. 3d. per hour; apprentices, five years, 8s. to 25s. per week. Hours of labour, 48 per week.
Slaughtering	Auckland (for export).—Same as Poverty Bay under "Meat-freezing." Auckland (for local consumption).—Sheep and lambs, 23s. to 25s. per 100; rams, 5d. per head; bullocks, 2s. each; pigs, 1s. to 1s. 6d. each; calves, 1s. to 1s. 6d. each; gutmen, 45s. per week. Hours of labour, 48 per week	Same as Meat-freezing	Slaughtermen's assistants, 1s. 1d. per hour; boys and youths, 12s. to 21s. per week, according to age. Hours of labour, 8 per day. Slaughtermen (Christchurch abattoirs).—Rate of wages, 65s. per week; casual slaughtermen to be paid at the rate of 15s. per day of eight hours. Hours of labour, 48 per week	Burnside slaughtermen—same as Meat-freezing (for export).
Soap-boiling	See Fellmongers, &c.	..	..	..
Stone crushing and quarrying	Men squaring stone to measurement, 1s. 2d. per hour. Other workers, 1s. per hour. Hours of labour, 48 per week	..	Workers engaged getting out stone roughly squared to measurement, 1s. 3d. per hour; powdermen, hammer and drill men, and jumpermen, 1s. 1d. per hour; other quarry-workers, 1s. per hour; youths, 17 to 19 years, 15s. to 24s. per week; 20 years, 5s. per day, or 30s. per week; 21 years, 6s. per day or 36s. per week. Hours of labour, 48 per week	Workers employed in getting out pitchers, building-stone, kerbstone, and paving-stone ready for masons, 1s. 3d. per hour; hammer and drill men, jumpermen, and workers using explosives, 1s. 1d. per hour; other workers, 1s. per hour. Hours of labour, 48 per week.

TABLE 5.—SCHEDULE of the RATES of WAGES and the HOURS of LABOUR, &c.—*continued.*

Trades.	Northern Industrial District.	Wellington Industrial District.	Canterbury Industrial District.	Otago and Southland Industrial District.
Stonemasonry	Journeymen, 1s. 6d. per hour; apprentices, five years, 10s. to 30s. per week. Hours of labour, 44 per week	Journeymen, 1s. 8d. per hour; apprentices, five years, 10s. to 30s. per week. Hours of labour, 45 per week	*Re* Buildings—Journeymen, 1s. 6d. per hour; apprentices, five years, 9s. to 35s. per week. Hours of labour, 44 per week. *Re* Monumental Masons—Journeymen stonemasons and marble-cutters, 1s. 6d. per hour; apprentices, five years, 7s. 6d. to 27s. 6d. per week. Hours of labour, 44 per week	..
Sugar-refining	Firemen, 54s.; trimmers, 42s.; liquor-runners, 54s.; char emptiers and levellers, 48s.; panmen, 60s.; centrifugal driers, 48s.; centrifugal scoopers, 45s.; packing-store, 45s. to 48s.; labourers, 42s.; boys, 16 to 21 years, 12s. 6d. to 30s.: all per week of 48 hours	..	..	..
Tailoring—Tailors ..	Journeymen, including pressers (piece-workers as per log), 50s. per week; apprentices, five years, 5s. to 25s. per week. Hours of labour, 48 per week. Factory hands—Second-class chart cutters, 60s. per week; stock cutter and trimmer, 55s. per week; examiner in charge of finishing-room, 52s. 6d. per week; apprentices to stock cutting and trimming, five years, 10s. to 40s. per week. Hours of labour, 45 per week	Journeymen tailors and pressers (other than pieceworkers), 55s. per week; piecework, as per log; apprentices (male), five years, 5s. to 30s. per week. Hours of labour, 48 per week. Factory hands, same as Auckland District	Journeymen, 55s. per week; piece-workers as per log; apprentices, five years, 5s. to 30s. per week. Hours of labour, 48 per week. Factory hands, same as Auckland District	Journeymen, 55s. per week; pieceworkers, as per log; apprentices, five years, 5s. to 30s. per week. Hours of labour, 48 per week. Factory hands, same as Auckland District.
Tailoring—Tailoresses ..	Timework, 8d. per hour; coat hands, 25s. and 30s. per week; vest and trouser hands, 21s. to 30s. per week; machinists, 17s. 6d. to 30s. per week; apprentices, four years, 5s. to 20s. per week. Hours of labour, 45 per week Factory hands, same as Wellington	Journeywomen, 25s. per week; improvers, 15s. to 22s. 6d. per week; pressers, 55s. per week; apprentices, two years, 5s. to 12s. 6d. per week; pressers' apprentices, two years, 20s. to 30s. per week. Hours of work, 45 per week. Shop hands—First-class coat, trouser, and vest hands, 30s. per week; second-class coat hands, 27s. 6d. per week; second-class vest and trouser hands, 25s. per week; third-class coat hands, 25s. to 26s. per week for first year after apprenticeship; third-class vest and trouser hands, 21s. to 23s. per week for first eighteen months after apprenticeship; first-class machinists, 30s. per week; second-class machinists, 25s. per week; apprentices (coat-making), three years, 5s. to 25s. per week; apprentices (vest and trouser making), two years, 5s. to 17s. 6d. per week.	Factory hands, same as Wellington District. Shop hands—Machinists, trousers and vest hands, 25s. per week; coat hands, 30s. per week; apprentices, four years, 5s. to 20s. per week; pieceworkers, as per log. Hours of labour, 45 per week	Factory hands, same as in Wellington District. Shop hands—Journeywomen, 27s. 6d. per week; improvers, 17s. 6d. per week; apprentices, four years, 5s. to 17s. 6d. per week; pieceworkers' wages as per log. Hours of labour, 45 per week.

Tailoring—Tailoresses—*ctd.*		*Hawke's Bay.*—Coat hands, 30s. per week; trouser, vest, and skirt hands, 27s. 6d. per week; first-class machinists, 30s. per week; second-class machinists, 25s. per week; coat-making apprentices, four years, 5s. to 27s. 6d. per week; trouser, vest, and skirt apprentices, three years, 5s. to 22s. per week; apprentices to machining, same as trouser, &c., apprentices. Hours of labour, 45 per week		
Tanning	See Fellmongering	..	See Fellmongering	..
Tinsmithing and coppersmithing (see also Canister-workers)	Journeymen, 10s. per day of 8½ hours; general hands, 8s. 6d. per day; apprentices, five years, 7s. 6d. to 30s. per week. Hours of labour, 47 per week	Journeymen, 1s. 1½d. per hour; apprentices, five years, 5s. to 30s. per week. Hours of labour, 48 per week	Coppersmiths, black-iron workers, and tinsmiths, 9s. 6d. per day of 8 hours; galvanizers, 11s. per day of 8 hours; machinists, 9s. per day of 8 hours; apprentices, five years, 7s. to 30s. per week. Hours of labour, 48 per week	Journeymen, 1s. 2½d. per hour; apprentices, six years, 7s. to 30s. per week. Hours of labour, 47 per week.
Waterproof-clothing manufacturing	..	..	See Tailoresses	..
Wax-vestas manufacturing	..	Piecework—Plains, 3d. per gross of boxes; No. 4 tins, 1s. per gross; No. 10 tins, 2s. per gross; No. 12 cardboard, 6d. per gross; filling frames on machine, 3¼d. per rack of 16 frames, average of 68 boards to the frame. Hours of labour, 45 per week	..	..
Woollen-milling	..	..	Minimum rate for wages hands—Wool-sorters, 50s.; wool-scourers, dye-house, teasing, carding hands, 42s.; spinners, 44s.; feeders and piecers, 16 to 22 years, 25s. to 42s.; milling-room, finishing-room, press and stock room hands, 42s.; tuners, 45s. to 56s.; warpers, 56s.; pattern-weavers, 45s.; labourers, 42s.; engine-drivers, 54s.; firemen, 48s.; greasers, 42s.; carpenters, 60s.; girls, first year 8s., second year 11s., third year 14s.; youths, 14 to 22 years of age, 8s. to 35s.: all at per week. Hours of labour, 48 per week	..

Return of Hours of Overtime worked by Boys and Women during Year 1910–11 in Factories in the Principal Towns in New Zealand.

Trades.	Auckland.	Welling-ton.	Christ-church.	Dunedin.	Napier.	Gisborne.	New Ply-mouth.	Wanga-nui.	Palmers-ton North.	Master-ton.	Nelson.	Grey-mouth.	Oamaru.	Timaru.	Invercar-gill.	Smaller Towns.
Bagmaking	60	..	891	783	..	..	..	..	..	..	..	..	..	..	..	..
Biscuit, confectionery, and jam making	588	200	14,314	8,570	..	..	..	200	..	..	1,629	..	..	..	..	..
Boot and shoe manufacturing	879	1,371	2,957	2,853	..	2	237	..	324	..	..	..	..	209	..	..
Brewing, malting, and bottling	..	102	..	..	..	..	..	..	..	..	..	..	..	..	..	..
Butter-making	..	..	..	..	..	..	..	..	..	..	..	..	..	..	40	..
Cabinetmaking and upholstering	687	891	755	809	..	..	637	24	..	..	28	..	..	..	..	..
Cardboard-box making	..	330	549	2,891	..	..	..	..	..	..	..	..	..	..	..	..
Chemical-manufacturing	135	360	..	1,032	..	..	..	..	..	..	..	..	..	..	..	..
Coach and tram building and blacksmithing	..	..	..	..	..	..	..	..	4	..	..	..	..	..	..	..
Condiment-manufacturing	684	..	792	..	..	..	..	..	6	..	..	..	..	..	..	..
Cycle, sewing-machine, and typewriter engineering	..	..	..	..	..	..	..	..	..	..	..	..	..	156	..	..
Dress and millinery making	10,159	7,902	31,143	6,715	1,220	2,454	788	1,247	2,606	910	1,606	989	753	3,107	4,123	5,760
Engineering	..	..	..	126	..	..	..	..	..	..	..	..	..	..	..	..
Flour-milling	6	..	..	..	..	..	..	..	..	..	..	..	..	..	..	..
Gas and incandescent mantle making	..	366	..	..	..	..	..	..	..	..	..	..	..	..	..	..
Hat and cap manufacturing	1,342	597	320	3,518	96	..	..	..	..	..	..	..	..	..	..	..
Hosiery-knitting	27	..	..	339	..	..	..	..	..	..	..	..	..	..	..	..
Laundry-work	3,558	7,519	6,794	1,883	..	61	307	62	279	..	177	750	276	126	236	27
Photographic work	15	..	127	..	..	..	..	..	..	..	..	..	..	..	..	..
Printing, bookbinding, and stationery manufacturing	6,735	4,402	4,994	3,858	..	313	..	339	201	..	69	..	..	..	26	14
Saddle, harness, and leather-goods making	1,464	..	..	..	..	..	30	..	..	..	..	..	..	..	..	..
Sail, tent, and canvas-goods making	1,598	..	..	2,762	..	..	..	..	..	..	..	..	..	..	..	..
Shirt and underclothing manufacturing	..	979	715	981	..	..	..	..	..	..	..	..	..	4	..	..
Soap and candles manufacturing	..	..	..	..	..	..	..	30	..	..	..	..	..	..	..	..
Sugar-refining	27	..	..	..	..	..	..	..	..	..	..	..	..	..	..	..
Tailoring, and clothing-manufacturing	41,566	23,410	36,080	29,125	3,407	1,509	607	2,002	1,951	888	925	2,679	1,729	4,655	6,921	6,197
Tea-packing, and coffee and spice grinding	63	192	174	805	..	..	..	..	..	..	..	..	..	..	..	..
Tinsmithing and plumbing, &c.	78	..	..	..	..	..	..	..	..	..	..	..	..	..	..	..
Umbrella making and repairing	30	1,197	20	..	..	..	..	..	..	..	..	..	..	..	..	..
Watch and jewellery making	..	..	..	140	..	..	..	..	..	..	8	..	..	..	..	..
Waterproof-clothing manufacturing	..	1,278	..	1,253	..	..	..	..	..	..	..	..	..	..	..	..
Woollen-milling	..	3,755	..	2,904	..	..	..	..	..	..	..	..	6	..	..	363
Miscellaneous	504	51	..	1,263	..	..	..	..	..	..	..	242	..	..	13	..
Totals	70,217	54,902	100,615	72,610	4,723	4,339	3,106	3,904	5,571	1,798	4,442	4,660	2,764	8,257	11,359	12,361

PERMITS GRANTED TO YOUNG PERSONS (14 to 16 Years of Age) TO WORK IN FACTORIES during the Year ending 31st March, 1911.

Town.	Number of Boys.	Number of Girls.	Boys: Standard passed.				Girls: Standard passed.			
			IV.	V.	VI.	VII.	IV.	V.	VI.	VII.
Aratapu	5	..	..	..	5	..	..	..	..	..
Ashburton	14	11	7	3	4	..	2	3	6	..
Auckland	195	254	89	55	51	..	114	80	60	..
Blenheim	1	2	..	1	..	..	..	..	2	..
Christchurch	237	240	53	69	97	..	53	87	90	..
Dunedin	210	280	70	66	74	..	84	86	110	..
Gisborne	16	6	11	3	2	..	1	2	3	..
Greymouth	12	7	1	3	8	..	..	4	3	..
Hastings	10	3	3	5	2	..	1	1	1	..
Hawera	4	4	..	2	2	..	1	..	2	1
Invercargill	28	21	5	9	13	1	3	12	4	2
Masterton	5	10	3	1	1	..	..	4	6	..
Napier	22	32	10	7	5	..	7	9	15	1
Nelson	26	12	7	11	7	1	3	2	7	..
New Plymouth	14	5	2	4	7	1	2	3	..	..
Oamaru	9	13	5	3	1	..	8	2	3	..
Palmerston North	22	31	8	6	5	3	6	9	14	2
Rangiora	6	1	3	1	2	..	1	..	..	..
Timaru	28	31	6	9	13	..	5	14	12	..
Wanganui	29	25	7	12	10	..	4	7	13	1
Wellington	149	244	39	54	52	4	58	105	78	3
Smaller towns	69	51	18	24	27	..	13	17	20	1
Totals	1,111*	1,273*	347	348	388	10	366	447	449	11

* Special permits were issued to 18 boys and to 10 girls under section 27 of the Factories Act, 1908.

RETURN showing NUMBER of FACTORIES and SHOPS in the various Towns and their Surrounding Districts in New Zealand.

Name of Place.	Number of Factories.	Number of Shops.
Auckland	1,513	1,778
Wellington	1,098	1,571
Christchurch	1,355	1,448
Dunedin	1,193	1,258
Northern Industrial District—		
Aratapu	31	37
Cambridge	17	37
Coromandel	10	31
Dargaville	29	65
Gisborne	191	189
Hamilton	86	130
Helensville	21	15
Hikurangi	15	27
Hokianga	25	48
Huntly	19	34
Kaitaia	12	34
Karangahake	11	10
Kawakawa	22	40
Kawhia	13	18
Kihikihi	12	8
Mangawai	18	12
Mangonui	6	16
Mercer	56	46
Morrinsville	33	38
Ngaruawahia	18	17
Ongarue	12	20
Opotiki	22	31
Otorohanga	39	64
Paeroa	36	45
Pahi	11	15
Papakura	28	26
Port Awanui	4	5
Pukekohe	30	30
Raglan	14	12
Rotorua	64	93
Russell	3	5

Name of Place.	Number of Factories.	Number of Shops.
Northern Industrial District—*continued.*		
Taumarunui	35	83
Taupo	11	13
Tauranga	32	47
Te Aroha	44	32
Te Awamutu	40	37
Te Karaka	18	31
Te Puke	21	15
Thames	73	147
Tolaga Bay	11	8
Waihi	64	126
Waikino	3	28
Waipiro Bay	15	19
Waipu	19	27
Waiuku	16	24
Whakatane	28	31
Whangarei	82	86
Whangaroa	8	12
Whitianga	9	17
Taranaki Industrial District—		
Eltham	80	61
Hawera	92	96
Inglewood	60	62
Manaia	47	55
Mokau	4	9
New Plymouth	197	235
Opunake	40	42
Patea	31	40
Stratford	79	62
Wellington Industrial District—		
Ashhurst	28	19
Bull's	19	18
Carterton	58	62
Dannevirke	91	105
Eketahuna	39	24

RETURN showing NUMBER of FACTORIES and SHOPS, &c.—*continued.*

Name of Place.	Number of Factories.	Number of Shops.
Wellington Industrial District—*continued.*		
Featherston	27	30
Feilding	90	93
Foxton	62	42
Greytown	18	39
Hastings	124	122
Hunterville	30	35
Kimbolton	27	14
Levin	54	67
Mangaweka	23	28
Martinborough	36	32
Marton	49	40
Masterton	153	196
Napier	307	304
Ohakune	39	81
Ongaonga	11	20
Ormondville	38	43
Otaki	19	48
Pahiatua	89	64
Palmerston North	260	317
Porangahau	7	7
Raetihi	16	20
Rongotea	23	24
Shannon	55	38
Taihape	65	89
Te Nui	..	2
Upper Hutt	19	16
Waipawa	38	48
Waipukurau	35	39
Wairoa	43	55
Waitotara	4	7
Wanganui	278	249
Waverley	38	33
Woodville	42	42
Marlborough Industrial District—		
Blenheim	112	98
Havelock	25	17
Picton	32	44
Seddon	11	11
Nelson Industrial District—		
Collingwood	24	21
Murchison	16	18
Nelson	279	279
Takaka	35	14
Westland Industrial District—		
Brunnerton	22	31
Denniston	9	18
Granity	13	34
Greymouth	141	187
Hokitika	68	112
Kumara	12	32
Lyell	9	6
Okarito	11	10
Reefton	22	72
Ross	4	20
Seddonville	13	15
Westport	90	118
Canterbury Industrial District—		
Akaroa	58	58
Amberley	25	32
Annat	25	34
Ashburton	129	154
Cheviot	16	20
Coalgate	12	12
Culverden	11	12
Fairlie	25	22
Geraldine	27	48
Kaikoura	31	39
Leeston	33	28
Lincoln	28	22
Little River	17	9
Methven	25	15
Oxford	29	26
Pleasant Point	22	22
Rakaia	9	18
Rangiora	76	68
Southbridge	12	12
Temuka	54	65
Timaru	213	236
Waimate	65	68
Otago and Southland Industrial District—		
Otago—		
Alexandra South	13	19
Arrowtown	8	18
Balclutha	39	50
Clinton	16	9
Clyde	6	8
Cromwell	13	20
Hampden	19	26
Kaitangata	28	48
Kurow	9	10
Lawrence	37	50
Middlemarch	6	10
Milton	37	59
Naseby	18	32
Ngapara	14	13
Oamaru	134	140
Ophir	4	10
Outram	19	25
Owaka	33	29
Palmerston South	24	40
Pembroke	5	4
Queenstown	12	30
Roxburgh	12	28
St. Bathan's	5	7
Tapanui	16	30
Waikouaiti	16	44
Waitahuna	6	10
Southland—		
Gore	103	109
Invercargill	338	342
Lumsden	27	19
Mataura	28	29
Orepuki	33	29
Otautau	34	49
Riverton	29	41
Waikaia	4	11
Winton	54	33
Wyndham	47	25

TABLE showing STATISTICS concerning PERSONS ASSISTED by the DEPARTMENT OF LABOUR from the 1st April, 1910, to the 31st March, 1911—by Trades.

Occupations.	Auckland, Gisborne, and Hawke's Bay Districts.					Wellington and Taranaki Districts.					Nelson, Westland, and Marlborough Districts.					North and South Canterbury Districts.					Otago and Southland Districts.					Totals.				
	Married.	Single and Widowers.	Number of Persons dependent.	Number sent to Private Employment.	Number sent to Government Employment.	Married.	Single and Widowers.	Number of Persons dependent.	Number sent to Private Employment.	Number sent to Government Employment.	Married.	Single and Widowers.	Number of Persons dependent.	Number sent to Private Employment.	Number sent to Government Employment.	Married.	Single and Widowers.	Number of Persons dependent.	Number sent to Private Employment.	Number sent to Government Employment.	Married.	Single and Widowers.	Number of Persons dependent.	Number sent to Private Employment.	Number sent to Government Employment.	Married.	Single and Widowers.	Number of Persons dependent.	Number sent to Private Employment.	Number sent to Government Employment.
Bakers	1	..	5	1	..	3	3	13	6	..	..	..	..	..	..	..	..	..	..	..	2	4	8	6	..	6	7	26	13	..
Blacksmiths	..	1	..	1	..	4	3	10	5	2	1	1	11	2	..	1	..	..	3	1	..	1	3	7	4	..	7	8	31	13	2
Bookbinders	..	..	..	..	..	1	..	1	1	..	..	..	..	..	..	..	..	..	..	..	..	..	..	..	..	..	1	..	1	1	..
Bootmakers	..	..	..	..	..	4	6	11	10	..	1	..	3	1	..	1	..	3	1	..	1	..	3	1	..	7	6	20	13	..
Bushmen	1	1	2	2	..	5	11	11	16	..	..	2	..	2	..	..	..	..	..	..	2	5	7	4	3	8	19	20	24	3
Butchers	1	5	4	6	..	6	13	14	19	..	..	..	..	..	..	..	..	..	..	..	..	2	1	2	..	..	7	20	19	27	..
Bricklayers	2	2	11	4	..	12	9	43	18	3	1	..	5	1	..	..	1	..	1	..	2	..	4	1	1	17	12	63	25	4
Cabinetmakers	..	1	..	1	..	4	5	6	8	1	..	1	..	1	..	..	1	..	1	..	..	..	..	..	..	4	8	6	11	1
Carpenters	15	13	63	26	2	87	65	292	96	56	1	1	6	1	1	8	5	25	13	..	10	7	31	10	7	121	91	417	146	66
Chemists	..	..	..	..	..	..	1	..	1	..	..	..	..	..	..	..	..	..	..	..	..	..	..	..	..	..	1	..	1	..
Clerks	4	2	12	6	..	4	4	7	8	..	..	..	..	..	..	..	..	..	..	..	..	1	..	1	..	8	7	19	15	..
Coachbuilders	1	1	1	2	..	..	1	..	1	..	..	..	..	..	..	..	..	..	..	..	..	..	..	..	..	1	2	1	3	..
Cooks	4	12	7	16	..	15	38	42	53	..	..	1	..	..	1	2	4	2	6	..	7	26	20	33	..	28	81	71	108	1
Drapers' assistants	..	..	..	..	..	1	1	9	2	..	..	1	..	1	..	..	..	..	..	..	..	..	..	..	..	1	2	9	3	..
Drivers	..	..	..	..	..	..	2	..	2	..	..	..	..	..	..	..	..	..	..	..	..	..	..	..	..	..	2	..	2	..
Dyers	..	..	..	..	..	..	1	..	1	..	..	..	..	..	..	..	..	..	..	..	..	..	..	..	..	..	1	..	1	..
Dairymen	..	..	..	..	..	..	..	..	..	..	..	..	..	..	..	..	..	..	..	..	..	1	..	1	..	..	1	..	1	..
Electricians	..	..	..	..	..	3	3	8	6	..	..	..	..	..	..	..	..	..	..	..	..	1	..	1	..	3	4	8	7	..
Engine-drivers	1	1	1	2	..	5	4	17	8	1	2	2	10	4	..	..	..	..	..	..	4	2	13	5	1	12	9	41	19	2
Engineers	9	7	24	15	1	14	12	33	24	2	1	3	1	3	1	..	1	..	1	..	..	2	..	1	1	24	25	58	44	5
Farm and station hands	9	103	21	111	1	43	274	106	317	..	..	4	..	4	..	21	73	15	94	..	17	157	63	174	..	90	611	205	700	1
Flax-mill hands	1	10	1	11	..	1	1	3	2	..	..	..	..	..	..	..	..	..	..	..	..	..	..	..	..	2	11	4	13	..
Freezers	..	..	..	..	..	..	..	..	..	..	..	..	..	..	..	..	..	..	..	..	..	1	..	1	..	..	1	..	1	..
Grocers	1	2	2	3	..	..	5	..	5	..	..	..	..	..	..	..	..	..	..	..	..	..	..	..	..	1	7	2	8	..
Grooms and gardeners	2	13	4	15	..	..	4	..	4	..	..	..	..	..	..	1	2	1	3	..	6	7	12	13	..	9	26	17	35	..
Hairdressers	1	1	6	2	..	1	..	1	1	..	..	..	..	..	..	..	1	..	1	..	..	..	..	..	..	2	2	7	4	..
Hotel hands	5	25	11	30	..	5	61	14	66	..	..	4	1	4	..	2	4	6	6	..	..	11	..	11	..	12	105	32	117	..
Labourers	266	1,324	850	527	1063	498	923	1,781	874	547	166	377	568	117	426	137	412	351	191	358	593	676	2,146	947	222	1,660	3,712	5,696	2,656	2,716
Machinists	..	..	..	..	..	..	1	1	1	..	1	..	1	1	..	..	..	..	..	..	..	..	..	..	..	1	1	2	2	..
Miners	5	3	16	8	..	18	33	42	51	..	14	28	50	35	7	..	..	..	..	..	9	8	21	15	2	46	72	129	109	9
Moulders	..	..	..	..	..	..	..	..	..	..	..	..	..	..	..	1	..	2	1	..	..	1	..	..	1	1	1	2	1	1
Painters	..	1	2	1	..	36	11	101	14	33	..	1	1	1	..	..	..	..	..	..	5	5	20	10	..	41	18	124	26	33
Pattern-makers	..	1	..	1	..	..	1	..	1	..	..	..	..	..	..	..	..	..	..	..	..	..	..	..	..	..	2	..	2	..
Perambulator-makers	1	..	3	1	..	..	..	..	..	..	..	..	..	..	..	..	..	..	..	..	..	..	..	..	..	1	..	3	1	..
Plasterers	1	3	2	4	..	22	8	56	27	3	..	..	..	..	..	..	..	..	..	..	1	..	4	..	1	24	11	62	31	4
Plumbers	2	1	3	3	..	3	2	6	5	..	..	..	..	..	..	..	..	..	..	..	..	..	..	..	..	5	3	9	8	..
Printers	1	5	3	6	..	1	..	3	1	..	..	..	..	..	..	1	..	2	1	..	..	..	..	..	..	3	5	8	8	..
Photographers	..	..	..	..	..	..	1	..	1	..	..	..	..	..	..	..	..	..	..	..	..	..	..	..	..	..	1	..	1	..
Saddlers	1	1	2	2	..	3	1	6	4	..	..	..	..	..	..	..	..	..	..	..	3	1	8	4	..	7	3	16	10	..
Sawmillers	..	..	..	..	..	1	1	1	2	..	..	..	..	..	..	..	..	..	..	..	1	1	3	2	..	2	2	4	4	..
Shearers	1	2	2	3	..	3	4	8	7	..	..	..	..	..	..	..	..	..	..	..	2	..	11	2	..	6	6	21	12	..
Stonemasons	..	1	..	1	..	1	1	4	2	..	..	..	..	..	..	1	..	4	1	..	5	2	14	4	3	7	4	22	8	3
Tailors	2	3	6	5	..	4	8	10	12	..	..	..	..	..	..	..	..	..	..	..	..	..	..	..	..	6	11	16	17	..
Grand totals	338	1,545	1,064	816	1067	808	1,522	2,660	1,682	648	188	426	657	178	436	176	504	414	322	358	671	924	2,396	1,253	342	2,181	4,921	7,191	4,251	2,851

DOMESTIC SERVANTS AND OTHERS ASSISTED BY WOMEN'S BRANCH.

Districts.	Married.	Single and Widows.	North Island.	South Island.	Commonwealth.	Great Britain.	Elsewhere.
Auckland ..	104	498	535	2	13	52	..
Wellington ..	166	429	467	28	17	82	1
Masterton ..	2	9	11	..	..	..	..
Nelson	16	94	10	96	..	4	..
Christchurch ..	55	536	119	339	35	96	2
Dunedin ..	74	262	14	295	5	21	1
Grand totals ..	417	1,828	1,156	760	70	255	4

SUMMARY of STATISTICS concerning PERSONS ASSISTED by the DEPARTMENT OF LABOUR from the 1st April, 1910, to the 31st March, 1911.

Districts.	Married.	Single and Widowers	Total Number of Persons assisted by the Department.	Number dependent on those assisted.				Number sent to Private Employment.	Number sent to Government Employment.			Where from.				
				Wives.	Parents and Others.	Children.	Total.			Wives assisted.	Children assisted.	North Island.	South Island.	Commonwealth.	Great Britain.	Elsewhere.
Auckland	246	1,204	1,450	246	3	500	749	642	808	35	44	987	87	46	299	31
Gisborne and Hawke's Bay	92	341	433	92	53	191	336	174	259	1	..	294	58	15	58	8
Wellington North ..	82	276	358	82	71	288	441	350	8	1	5	232	43	13	68	2
Wellington South ..	726	1,246	1,972	726	447	1,971	3,144	1,332	640	15	19	1,129	346	81	402	14
Nelson, Westland, and Marlborough	188	426	614	188	120	364	672	178	436	..	..	88	446	19	57	4
Canterbury North ..	176	501	677	176	21	245	442	319	358	1	..	21	601	8	44	3
Canterbury South ..	..	3	3	..	..	..	..	3	..	..	..	1	2	..	..	..
Otago North	2	5	7	2	..	21	23	4	3	1	..	..	6	..	1	..
Dunedin	656	841	1,497	656	441	1,515	2,612	1,158	339	1	..	9	1,370	31	83	4
Southland	13	78	91	13	..	22	35	91	..	..	..	2	78	5	6	..
Totals	2,181	4,921	7,102	2,181	1,156	5,117	8,454	4,251	2,851	55	68	2,763	3,037	218	1,018	66

REPORT on ACCOMMODATION for SHEARERS under the Shearers' and Agricultural Labourers' Accommodation Act, 1908.

(Section 9: "This Act does not apply to shearing-sheds in which the total number of shearers employed is less than six.")

District.	Total Number of Sheds inspected.	Satisfactory.	Minor Alterations required.	Extensive Alterations required.	No Accommodation. To be provided.	Additional Building to be erected.
AUCKLAND—						
Gisborne	40	18	4	8	4	6
Port Awanui	3	3	...	...	...	...
Te Karaka	2	1	...	...	...	1
Tolaga Bay	33	9	12	5	4	3
	78	31	16	13	8	10
TARANAKI—						
Eltham	4	4	...	...	...	...
	4	4	...	...	...	...
WELLINGTON—						
Ashhurst	2	2	...	...	...	...
Dannevirke	2	...	...	1	...	1
Eketahuna	1	1	...	...	...	...
Foxton	1	1	...	...	...	...
Hastings	2	2	...	...	...	...
Hunterville	20	18	...	1	...	1
Kimbolton	1	1	...	...	...	...
Levin	1	1	...	...	...	...
Mangaweka	5	5	...	...	...	...
Martinborough	1	...	...	1	...	...
Masterton	14	8	2	1	1	2
Napier	45	23	2	1	2	17
Ohakune	7	6	...	1	...	...
Ongaonga	2	2	...	...	...	...
Ormondville	7	3	...	1	1	2
Otaki	6	6	...	...	...	...
Palmerston North	2	2	...	...	...	...
Porangahau	3	3	...	...	...	...
Taihape	1	1	...	...	...	...
Waipukurau	6	3	...	3	...	...
Wairoa	11	6	...	1	1	3
Wanganui	12	4	1	1	3	3
Wellington	8	7	1	...	...	...
Woodville	4	2	2	...	...	...
	164	107	8	12	8	29
NELSON—						
Motueka	3	3	...	...	...	...
Nelson	5	5	...	...	...	...
Wakapuaka	1	1	...	...	...	...
	9	9	...	...	...	...
MARLBOROUGH—						
Blenheim	2	2	...	...	...	...
Seddon	3	3	...	...	...	...
	5	5	...	...	...	...
CANTERBURY—						
Amberley	1	1	...	...	...	...
Annat	2	2	...	...	...	...
Coalgate	7	6	1	...	...	...
Culverden	2	2	...	...	...	...
Fairlie	3	3	...	...	...	...
Kaikoura	1	1	...	...	...	...
Little River	9	6	1	1	...	1
Methven	1	...	1	...	...	...
Rangiora	1	1	...	...	...	...
Timaru	1	...	...	...	...	1
	28	22	3	1	...	2

REPORT on ACCOMMODATION for SHEARERS, &c.—*continued*.

District.	Total Number of Sheds inspected.	Satisfactory.	Minor Alterations required.	Extensive Alterations required.	No Accommodation. To be provided.	Additional Buildings to be erected.
OTAGO AND SOUTHLAND—						
Alexandra South	1	1	...	...	...	...
Arrowtown	3	3	...	...	...	...
Clyde	1	1	...	...	...	...
Cromwell	5	2	...	1	...	2
Kurow	4	2	2	...	...	...
Naseby	2	2	...	...	...	...
Otautau	11	11	...	...	...	...
Queenstown	1	1	...	...	...	...
Waikouaiti	1	1	...	...	...	...
Waitahuna	3	3	...	...	...	...
	32	27	2	1	...	2
SUMMARY.						
Auckland	78	31	16	13	8	10
Taranaki	4	4	...	...	...	...
Wellington	164	107	8	12	8	29
Nelson	9	9	...	...	...	...
Marlborough	5	5	...	...	...	...
Canterbury	28	22	3	1	...	2
Otago and Southland ...	32	27	2	1	...	2
Totals ...	320	205	29	27	16	43

DETAILS of EXPENDITURE of the DEPARTMENT OF LABOUR during the Year ending the 31st March, 1911.

	£	s.	d.
Salaries*	13,955	7	4
Advertising, printing, and publications	166	1	8
Allowances to police officers acting as departmental agents	684	18	9
Bicycles	61	18	3
Cartage, freight, and insurance	46	2	10
Compassionate allowance to widow of J. Fergus, late messenger	11	5	0
Cost of messenger's uniform	5	4	6
Cost of special typewritten reports under the Industrial Conciliation and Arbitration Act	29	8	4
Fares, board and lodging, and supplies for persons proceeding to employment*	2,496	12	4
Fees payable to assessors of Industrial Councils	948	3	0
Legal and witnesses' expenses*	329	6	5
Payment of special messengers, Arbitration Court	13	0	0
Postage and telegrams (including rent of letter-boxes)	1,098	2	3
Preparing and printing Digest of Decisions under the Industrial Conciliation and Arbitration Act*	90	10	0
Preparing and printing Digest of Decisions under the Workers' Compensation for Accidents Act*	48	0	0
Preparing and typing of report on assisted schemes of insurance against unemployment	25	18	3
Rent, office requisites, cleaning, fuel, and lighting*	1,409	0	1
Telephones	194	2	9
Temporary clerical assistance	108	4	6
Travelling allowances and expenses*	3,482	0	9
Typewriters	103	13	10
Wages of workmen guarding Department's stores at Waitotara during bush-fires	0	16	0
Workers' dwellings: Preliminary, administrative, and travelling expenses	2	13	4
Contingencies	5	15	0
	25,316	5	2
Less amount credited	2,590	14	10
Total	£22,725	10	4

* See credits.

Approximate Cost of Paper.—Preparation, not given; printing (1,600 copies, including illustrations and diagrams), £198.

By Authority: JOHN MACKAY, Government Printer, Wellington.—1911.

Price 3s. 9d.

FACTORIES IN NEW ZEALAND.

Diagram 1, showing the Number of Persons engaged in the Principal Industries for the Years ending 31st March, 1895 and 1911.

(In 1895 the Industrial Conciliation and Arbitration Act commenced operations.)



WAGES IN NEW ZEALAND.

Diagram 2, showing the Amount of Wages paid to Persons engaged in certain Groups of Industries for the Year 1909-1910.

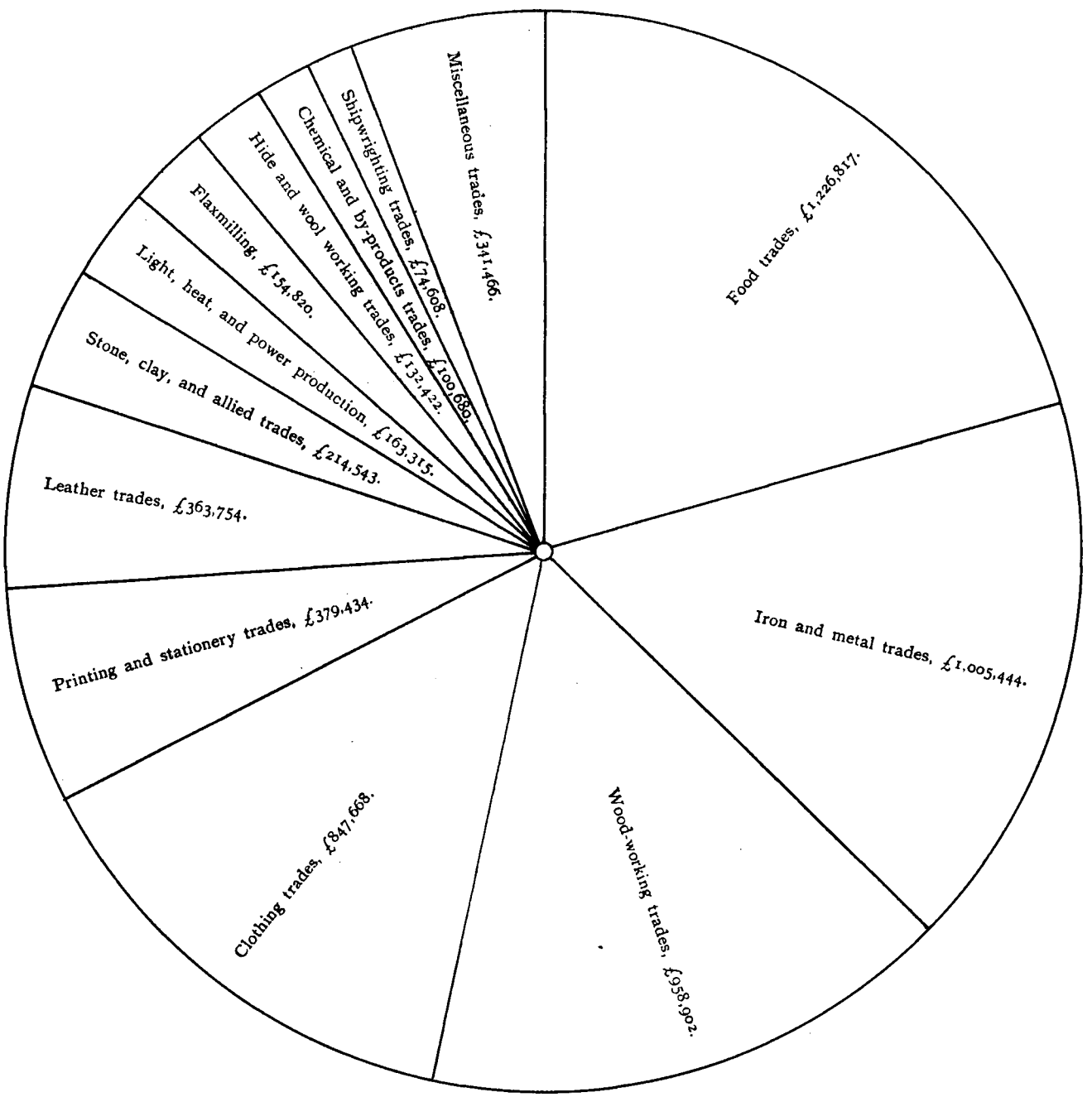

Total amount paid, £5,981,070.

Diagram 3, showing the Number and Annual Increase of Workers in Factories from 1896 to 1911.

YEAR.	NUMBER OF WORKERS, MALE AND FEMALE (TOTALS IN RED FIGURES).	PERCENTAGE OF EITHER SEX. Males.	Females.
1895-6	Males, 23,807 — 32,387 — Fem., 8,580	73·5	26·5
1896-7	Males, 27,429 — 36,918 — Fem., 9,489	74·3	25·7
1897-8	Males, 29,312 — 39,672 — Fem., 10,360	73·9	26·1
1898-9	Males, 33,715 — 45,305 — Fem., 11,590	74·4	25·6
1899-1900	Males, 37,349 — 48,938 — Fem., 11,589	76·3	23·7
1900-01	Males, 40,381 — 53,460 — Females, 13,079	75·6	24·4
1901-02	Males, 41,783 — 55,395 — Females, 13,612	75·4	24·6
1902-03	Males, 44,413 — 59,047 — Females, 14,634	75 2	24·8
1903-04	Males, 48,182 — 63,968 — Females, 15,786	75·3	24·7
1904-05	Males, 51,481 — 67,713 — Females, 16,232	76·0	24·0
1905-06	Males, 53,963 — 70,403 — Females, 16,440	76·6	23·4
1906-07	Males, 58,216 — 75,310 — Females, 17,094	77·3	22·7
1907-08	Males, 60,893 — 78,625 — Females, 17,732	77·4	22·6
1908-09	Males, 60,845 — 78,848 — Females, 18,003	77·2	22·8
1909-10	Males, 60,179 — 77,806 — Females, 17,627	77·4	22·6
1910-11	Males 61,403 — 78,790 — Females, 17,387	78·0	22·0

ACCIDENTS IN FACTORIES IN NEW ZEALAND.

Diagram 4 showing Accidents in Factories for the Years ending 31st March, 1903 to 1911.

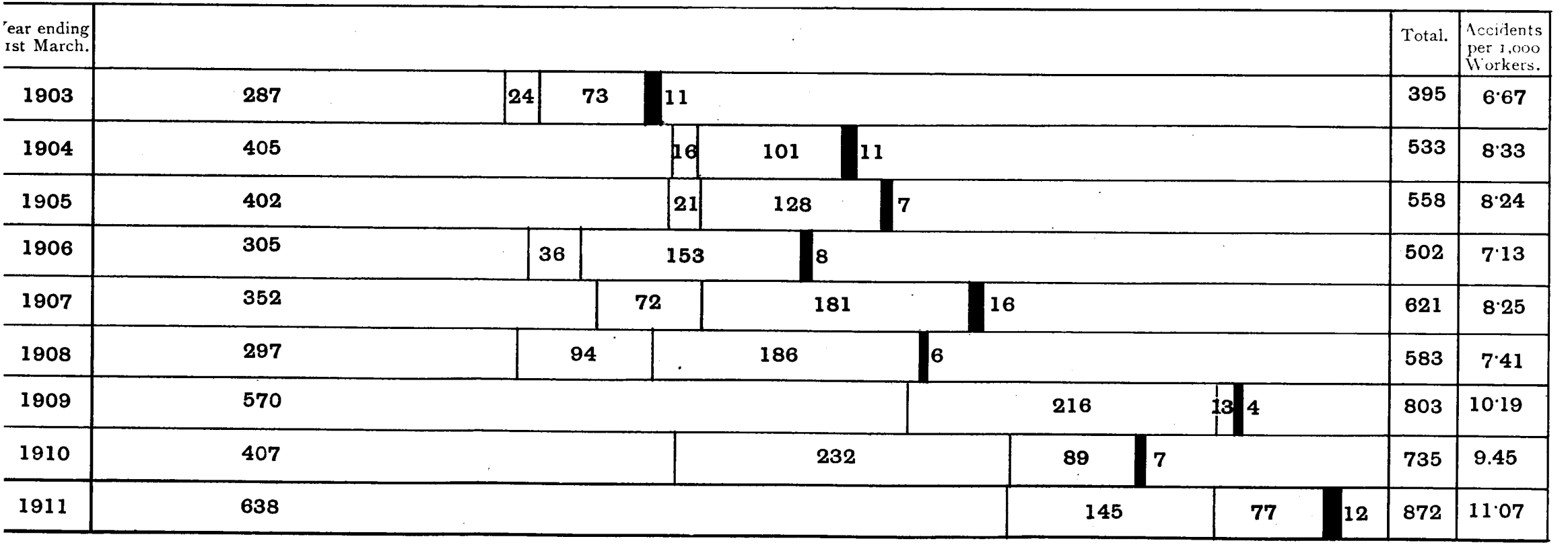

Slight accidents; necessitating little loss of employment and no permanent injury,----

Moderately serious; loss of employment over 14 days; no permanent injury, - - - - - -

Serious; loss of limbs, &c., workers' earning-capacity permanently affected,- - - - - - -

Fatal accidents,----------

00. 8/11.675